

RHB GOLD AND GENERAL FUND

MAY 2025 FUND FACTSHEET

All data expressed as at 30 April 2025
unless otherwise stated



FUND INFORMATION

Manager

RHB Asset Management Sdn Bhd

Trustee

HSBC (Malaysia) Trustee Berhad

Fund Category/Type

Feeder Fund/ Growth

Launch Date

21 July 2009

Base Currency

RM

Financial Year End

30 June

Minimum Initial Investment

RM100.00

Minimum Additional Investment

RM100.00

Benchmark

70% FTSE Gold Mines Index (RM) + 30%
MSCI ACWI Metals & Mining Index

Sales Charge*

Up to 5.50% of investment amount

Redemption Charge*

None

Annual Management Fee*

1.80% per annum of NAV

Annual Trustee Fee*

Up to 0.08% per annum of NAV

Distribution Policy

Incidental

Bloomberg Ticker

RM OSKUOGG:MK

ISIN Code

RM MYU9900CD000

FUND OVERVIEW

This Fund aims to achieve returns on investment mainly in securities of corporations (whether or not listed on any stock exchange, and in any part of the world) whose business (in any part of the world) is or is substantially in the mining or extraction of gold, silver or precious metals (e.g. platinum, palladium, rhodium etc.), bulk commodities (e.g. coal, iron ore, steel etc.), base metals of all kinds (e.g. copper, aluminium, nickel, zinc, lead tin etc.), and other commodities (e.g. industrial minerals, titanium dioxide, borates etc.) and it includes the mining or extraction of oil, gas, coal and alternative energy or other commodities or other minerals.

The Fund's asset allocation is as follows:

- At least 85% of Net Asset Value (NAV): Investments in the units of the Target Fund;
- The balance of the Fund's NAV shall be invested in money market instruments that are dealt in or under the rules of an eligible market, and whose residual maturity does not exceed 12 months and short term Deposits, and in derivatives for hedging purposes.

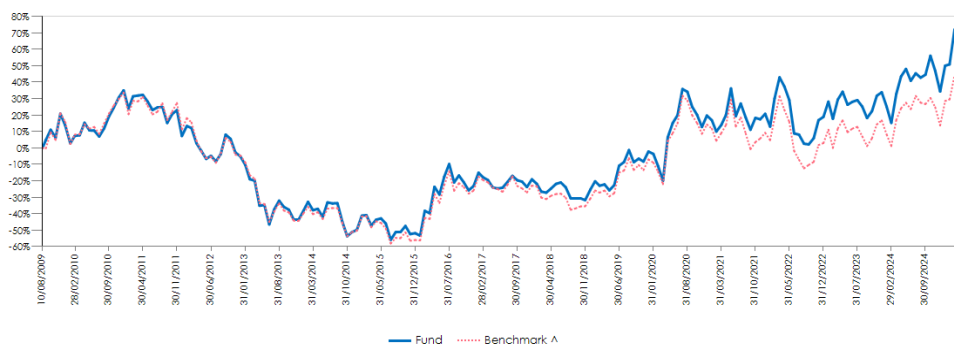
The Fund is suitable for investors who:

- Wish to participate in the potential benefits derived from investment in companies involved in the mining and exploration of precious metals, energy or base metals;
- wish to diversify their investment portfolio from traditional asset classes; and
- are willing to accept a higher risk in their investments to obtain potentially higher returns in the long-term.

FUND PERFORMANCE

Performance Chart Since Launch In Base Currency¹

% Growth, TR Def, ExD, Def, MYR 10/08/2009 To 30/04/2025



Benchmark: The 30% Euromoney Global Mining Index has been replaced with 30% MSCI ACWI Metals & Mining Index due to the discontinuation of Euromoney Global Mining Index effective 28 April 2023.

Cumulative Performance In Base Currency (%)¹

	1 Month	3 Months	6 Months	YTD	1 Year	3 Years	Since Launch
Fund	1.34	16.16	11.65	29.70	21.47	26.75	74.18
Benchmark	3.04	15.40	13.78	30.54	19.49	20.35	48.31

Annualised Performance In Base Currency (%)¹

	3 Years	5 Years	10 Years	Since Launch
Fund	8.21	10.33	11.93	3.59
Benchmark	6.36	7.34	10.34	2.54

Calendar Year Performance In Base Currency (%)¹

	2024	2023	2022	2021	2020
Fund	0.36	12.57	-1.52	0.86	22.33
Benchmark	-2.67	13.43	-5.75	-4.44	22.83

*All fees and charges payable to the Manager and the Trustee are subject to any applicable taxes and/or duties and at such rate as may be imposed by the government from time to time.

Note: Any bank charges imposed by the relevant banks/ financial institutions will be borne by the Unit Holders.



RHB GOLD AND GENERAL FUND

MAY 2025 FUND FACTSHEET

All data expressed as at 30 April 2025
unless otherwise stated

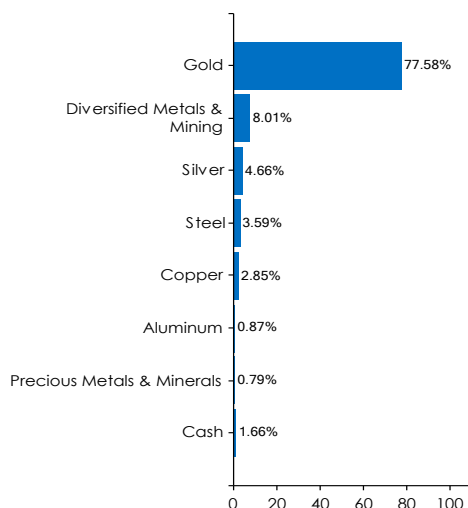


FUND PORTFOLIO ANALYSIS			
	1 Month	12 Months	Since Launch
Highest NAV	0.7073	0.7073	0.7073
Lowest NAV	0.5878	0.5005	0.1622
NAV Per Unit	RM 0.6563		
Fund Size (Million)	RM 140.48		
Units in Circulation (Million)	214.06		

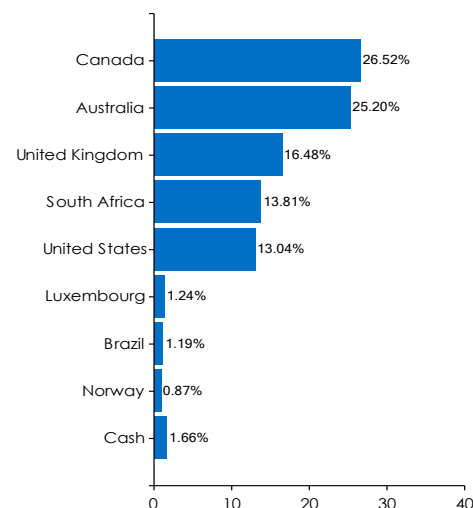
TOP 5 HOLDINGS ²

GOLD FIELDS LTD	8.66%
NORTHERN STAR RESOURCES LTD	7.38%
NEWMONT CORP	7.15%
AGNICO EAGLE MINES LTD	6.81%
EVOLUTION MINING LTD	6.49%

SECTOR ALLOCATION ²



COUNTRY ALLOCATION ²



¹Source: Lipper IM. Past performance is not indicative of future performance. Investment involves risks and investor should conduct their own assessment before investing and seek professional advice, where necessary.

²As percentage of NAV. Source : UOBAM, 30 April 2025. Exposure in United Gold & General Fund - 96.49%

DISCLAIMER

Based on the fund's portfolio returns as at 10 April 2025, the Volatility Factor (VF) for this fund is 24.6 and is classified as "Very High" (source: Lipper). "Very High" includes funds with VF that are more than 16.5 (source: Lipper). The VF means there is a possibility for the fund in generating an upside return or downside return around this VF. The Volatility Class (VC) is assigned by Lipper based on quintile ranks of VF for qualified funds. VF is subject to monthly revision. The fund's portfolio may have changed since this date and there is no guarantee that the fund will continue to have the same VF or VC in the future. Presently, only funds launched in the market for at least 36 months will display the VF and its VC.

A Product Highlights Sheet ("PHS") highlighting the key features and risks of the Fund is available and investors have the right to request for a PHS. Investors are advised to obtain, read and understand the contents of the PHS and Prospectus dated 15 March 2023 and its supplementary(ies) (if any) ("collectively known as the Prospectus") before investing. The Prospectus has been registered with the Securities Commission Malaysia ("SC") who takes no responsibility for its contents. The SC's approval or authorization, or the registration of the Prospectus should not be taken to indicate that the SC has recommended or endorsed the fund. Amongst others, investors should consider the fees and charges involved. Investors should also note that the price of units and distributions payable, if any, may go down as well as up. Where a distribution is declared, investors are advised that following the issue of additional units/distribution, the NAV per unit will be reduced from cum-distribution NAV to ex-distribution NAV. Any issue of units to which the Prospectus relates will only be made on receipt of a form of application referred to in the Prospectus. For more details, please call 1-800-88-3175 for a copy of the PHS and the Prospectus or collect one from any of our branches or authorised distributors. Investors are advised that investments are subject to investment risk and that there can be no guarantee that any investment objectives will be achieved. Investors should conduct their own assessment before investing and seek professional advice, where necessary and should not make an investment decision solely based on this Fund Factsheet.

The Manager wishes to highlight the specific risks of the Fund are management risk and foreign investment risks such as currency risk and country risk. These risks, specific Risks of the Target Funds and other general risks are elaborated in the Prospectus.

This Fund Factsheet is prepared for information purposes only. It does not have regard to the specific investment objectives, financial situation and the particular needs of any specific person who may receive it. Past performance is not necessarily a guide to future performance. Returns may vary from year to year.

This Fund Factsheet has not been reviewed by the SC.

