

SUPPLEMENTARY MASTER PROSPECTUS

This supplementary master prospectus is dated 31 March 2015 and expires on 30 November 2015, which must be read together with the master prospectus dated 1 December 2014 for:-

Name of Funds:	Date of Constitution:
RHB-OSK Global Equity Yield Fund	19 October 2005.
RHB-OSK Asia Pacific Fund	19 October 2005.
RHB-OSK Resources Fund	28 February 2006.
RHB-OSK Global Allocation Fund	9 March 2006.
RHB-OSK Global New Stars Fund	22 September 2006.
RHB-OSK Golden Dragon Fund	9 April 2007.
RHB-OSK Asia Active Allocation Fund	1 August 2007.
RHB-OSK Big Cap China Enterprise Fund	16 October 2007.
RHB-OSK Asian Growth Opportunities Fund	20 July 2007.
RHB-OSK Global Capital Fund	2 January 2008.
RHB-OSK Energy Fund	13 January 2009.
RHB-OSK ASEAN Fund	19 December 2007.
RHB-OSK US Focus Equity Fund	14 July 2010.
RHB-OSK Asian Real Estate Fund	14 June 2007.

Manager:

RHB Asset Management Sdn Bhd (174588-X)
(A member of RHB Banking group)

Trustee:

HSBC (Malaysia) Trustee Berhad (1281-T)
(A member of the HSBC Group)

Maybank Trustees Berhad (5004-P)

INVESTORS ARE ADVISED TO READ AND UNDERSTAND THE CONTENTS OF THIS SUPPLEMENTARY MASTER PROSPECTUS DATED 31 MARCH 2015 WHICH IS TO BE READ TOGETHER WITH THE MASTER PROSPECTUS DATED 1 DECEMBER 2014.

Dear Investors,

This supplementary master prospectus dated 31 March 2015 is issued on account of the following events:

1. Investment management function of the RHB-OSK Big Cap China Enterprise Fund

Currently, RHB-OSK Big Cap China Enterprise Fund is managed by UOB Asset Management Ltd, Singapore. We wish to inform you that RHB-OSK Big Cap China Enterprise Fund will be managed by our investment team **with effect from 1 July 2015**. Consequently, the disclosures affecting the relevant parts of the master prospectus dated 1 December 2014 are amended.

2. Malaysian Goods and Services Tax (“GST”)

The Malaysian government has announced the implementation of GST with effect from 1 April 2015, at the rate of 6%. Generally, GST is charged on any taxable supply of goods and services made in the course of furtherance of any business by a taxable person in Malaysia.

Kindly note that under the GST regime, all fees and charges in respect of the Fund that are payable to the Manager and the Trustee, will now be subject to GST and is payable directly by the investors. These fees include sales charge, transaction fee, switching fee, transfer fee, annual management fee and annual trustee fee. **Effective from 1 April 2015**, investors will be paying for GST. Hence, the enhanced disclosures affecting the relevant parts of the master prospectus dated 1 December 2014.

For any enquiries, you may call our help-desk Toll-Free Hotline at 1-800-88-3175.

We look forward to your continued support.

Yours sincerely
RHB Asset Management Sdn Bhd



HO SENG YEE
Chief Executive Officer

INVESTORS ARE ADVISED TO READ AND UNDERSTAND THE CONTENTS OF THIS SUPPLEMENTARY MASTER PROSPECTUS DATED 31 MARCH 2015 WHICH IS TO BE READ TOGETHER WITH THE MASTER PROSPECTUS DATED 1 DECEMBER 2014.

Responsibility Statement

This supplementary master prospectus dated 31 March 2015 (“Supplementary Master Prospectus”) has been reviewed and approved by the directors of RHB Asset Management Sdn Bhd and they collectively and individually accept full responsibility for the accuracy of the information. Having made all reasonable enquiries, they confirm to the best of their knowledge and belief, that there are no false or misleading statements, or omission of other facts which would make any statement in this Supplementary Master Prospectus false or misleading.

Statements of Disclaimer

The Securities Commission Malaysia has authorised the Funds and a copy of this Supplementary Master Prospectus and its master prospectus dated 1 December 2014 (collectively, “the Prospectuses”) have been registered with the Securities Commission Malaysia.

The authorisation of the Funds, and registration of the Prospectuses, should not be taken to indicate that the Securities Commission Malaysia recommends the Funds or assumes responsibility for the correctness of any statement made, opinion expressed or report contained in the Prospectuses.

The Securities Commission Malaysia is not liable for any non-disclosure on the part of the Management Company responsible for the Funds and takes no responsibility for the contents in the Prospectuses. The Securities Commission Malaysia makes no representation on the accuracy or completeness of the Prospectuses, and expressly disclaims any liability whatsoever arising from, or in reliance upon, the whole or any part of its contents.

INVESTORS SHOULD RELY ON THEIR OWN EVALUATION TO ASSESS THE MERITS AND RISKS OF THE INVESTMENT. IF INVESTORS ARE UNABLE TO MAKE THEIR OWN EVALUATION, THEY ARE ADVISED TO CONSULT PROFESSIONAL ADVISERS.

Additional Statements

No units of the Funds will be issued or sold based on this Supplementary Master Prospectus after the expiry date of the master prospectus dated 1 December 2014 (i.e. 30 November 2015).

Investors should note that they may seek recourse under the Capital Markets and Services Act 2007 for breaches of securities laws and regulations including any statement in the Prospectuses that is false, misleading, or from which there is a material omission; or for any misleading or deceptive act in relation to the Prospectuses or the conduct of any person in relation to the Funds.

INVESTORS ARE ADVISED TO READ AND UNDERSTAND THE CONTENTS OF THIS SUPPLEMENTARY MASTER PROSPECTUS DATED 31 MARCH 2015 WHICH IS TO BE READ TOGETHER WITH THE MASTER PROSPECTUS DATED 1 DECEMBER 2014.

1. **Amendment to all references made to the External Investment Manager, i.e. UOB Asset Management Ltd, Singapore (“UOBAM”) throughout the master prospectus dated 1 December 2014 (“Master Prospectus”) in relation to RHB-OSK Big Cap China Enterprise Fund (“BIGCAP”)**

Currently, **BIGCAP** is managed by UOBAM. With effect from 1 July 2015, **BIGCAP** will be managed by our investment team. Consequently, the following information is amended as follows:

a. **Definitions**

The definition of External Investment Manager on page 3 of the Master Prospectus is hereby amended and replaced with the following:

External Investment Manager UOB Asset Management Ltd, Singapore (“UOBAM”), as the investment manager with the responsibility of managing the investments of **BIGCAP** in foreign markets as delegated to it by the Manager/Management Company.

However, with effect from 1 July 2015, the investment management function of **BIGCAP** will be managed by the investment team of the Manager. All references made to the External Investment Manager in relation to **BIGCAP** throughout the master prospectus dated 1 December 2014 is removed or replaced with the Manager effective only from 1 July 2015.

b. **Corporate Directory**

The details of EXTERNAL INVESTMENT MANAGER on page 7 of the Master Prospectus is hereby amended and replaced with the following:

EXTERNAL INVESTMENT MANAGER^{##}

In respect of **BIGCAP**:

UOB Asset Management Ltd, Singapore

Registered Address:

80, Raffles Place, UOB Plaza, Singapore 048624.

Business Address:

80, Raffles Place, UOB Plaza 2, Level 3

Singapore 048624.

Tel: (65) 6532 7988 Fax: (65) 6532 3868

Website: www.uobam.com.sg

^{##}With effect from 1 July 2015, **BIGCAP** will be managed by the investment team of the Manager.

INVESTORS ARE ADVISED TO READ AND UNDERSTAND THE CONTENTS OF THIS SUPPLEMENTARY MASTER PROSPECTUS DATED 31 MARCH 2015 WHICH IS TO BE READ TOGETHER WITH THE MASTER PROSPECTUS DATED 1 DECEMBER 2014.

c. Chapter 1: Key Data Section

The “Name of External Investment Manager” in section 1.8.1 General Information of **BIGCAP** on page 44 of the Master Prospectus is hereby amended and replaced with the following:

Name of External Investment Manager^{##} UOB Asset Management Ltd, Singapore.

^{##}With effect from 1 July 2015, **BIGCAP** will be managed by the investment team of the Manager.

d. Chapter 3: Information on the Funds

Section 3.8.2 on page 157 of the Master Prospectus is hereby amended and replaced with the following:

3.8.2 External Investment Manager^{##}

The Manager has delegated the investment management function of the Fund’s investments in foreign markets to UOB Asset Management Ltd, Singapore who will manage the relevant portion of the assets of this Fund in accordance with the investment objective of the Fund and the Deed, subject to the Capital Markets and Services Act 2007, the Guidelines on Unit Trust Funds and any practice notes issued by the Securities Commission from time to time, as well as the internal policies and procedures of the Manager (please refer to section 9.10 for further details).

Notwithstanding the above, the Manager is responsible for the investment management function of the Fund’s local investments.

^{##}With effect from 1 July 2015, the Fund will be managed by the investment team of the Manager.

e. Chapter 9: The Management and Administration of the Funds

The following paragraph is added to section 9.10 The External Investment Manager on page 366 of the Master Prospectus:

9.10 The External Investment Manager^{##}

BIGCAP

^{##}Investors and Unit Holders should note that with effect from 1 July 2015, **BIGCAP** will be managed by the investment team of the Manager.

INVESTORS ARE ADVISED TO READ AND UNDERSTAND THE CONTENTS OF THIS SUPPLEMENTARY MASTER PROSPECTUS DATED 31 MARCH 2015 WHICH IS TO BE READ TOGETHER WITH THE MASTER PROSPECTUS DATED 1 DECEMBER 2014.

2. Goods and Services Tax (“GST”)

GST will be implemented **effective 1 April 2015** at a standard rate of 6%. Consequently, the following information is amended as follows:

a. Definitions

The following definition in the Master Prospectus on page 4 is hereby amended and replaced with the following:

Repurchase Price The price (before deducting any repurchase charge) payable by the Manager to a Unit Holder of the Fund pursuant to the repurchase of a unit of the Fund. The Repurchase Price shall be the Net Asset Value per unit as at the next valuation point of the Fund’s relevant Business Day (“forward pricing”) after the repurchase request is received by the Manager. A repurchase charge, if any, will be computed separately based on the withdrawal amount/repurchase amount. The implementation of GST will be effective from 1 April 2015 at the rate of 6% and the repurchase charge payable (if any) is exclusive of GST.

Selling Price The price (before adding any sales charge) payable by an investor or a Unit Holder of the Fund for the purchase of a unit of the Fund. The Selling Price shall be the Net Asset Value per unit as at the next valuation point of the Fund’s relevant Business Day (“forward pricing”) after the application for units of a Fund is received by the Manager. A sales charge, if any, will be computed separately based on the investment amount/purchase amount, net of bank charges (if any). The implementation of GST will be effective from 1 April 2015 at the rate of 6% and the sales charge payable (if any) is exclusive of GST.

b. Chapter 1: Key Data Section

- i. Section 1.1.2 Fees and Charges on page 11 of the Master Prospectus is hereby amended and replaced with the following:

1.1.2 Fees and Charges

This table describes the charges that you may directly incur when you buy or redeem units of this Fund:

Charges		
(i)	Sales charge ¹ by distribution channels	
	Institutional Unit Trust Adviser (IUTA)	Up to 5.26% of investment amount.
	Tied (retail) agent	Up to 5.26% of investment amount.
	Direct sales (Direct investment with the Manager)	Up to 5.26% of investment amount.

INVESTORS ARE ADVISED TO READ AND UNDERSTAND THE CONTENTS OF THIS SUPPLEMENTARY MASTER PROSPECTUS DATED 31 MARCH 2015 WHICH IS TO BE READ TOGETHER WITH THE MASTER PROSPECTUS DATED 1 DECEMBER 2014.

	An investor can expect differing sales charge to be levied when buying units of the Fund from the various distribution channels and within each distribution channel, subject to the maximum sales charge stipulated herein. This is due to the different levels of services provided by each distribution channel and/or the size of the investment undertaken.	
(ii)	Repurchase charge	None.
(iii)	Dilution fee/transaction cost factor	None.
(iv)	Any other charges payable directly by the investors	
	Switching fee ¹	RM25.00 per switch or the difference in sales charge which is deductible from the redemption amount of the units to be switched, where applicable.
	Transfer fee ¹	RM5.00 per transfer.

This table describes the fees that you may indirectly incur when you invest in this Fund:

Fees and Expenses		
(i)	Annual management fee ¹	1.50% per annum of Net Asset Value before deducting the Manager's and Trustee's fees for that particular day.
(ii)	Annual trustee fee ¹	Up to 0.07% per annum of Net Asset Value before deducting the Manager's and Trustee's fees for that particular day (excluding foreign custodian fee and charges).
(iii)	Expenses directly related to the Fund	Auditors' fees, custodial charges, other relevant professional fees, cost of distribution of interim and annual reports, tax certificates, reinvestment statements and other notices to Unit Holders, commissions paid to brokers, other transaction costs and taxes.
(iv)	Other fees payable indirectly by an investor (if any)	None.

¹ The implementation of GST will be effective from 1 April 2015 at the rate of 6% and the fees or charges payable is exclusive of GST.

Note: The Manager may, for any reason at any time, waive or reduce the amount of its management fee only or other charges directly payable by the Unit Holder and/or investor in respect of the Fund, either generally (for all Unit Holders and/or investors) or specifically (for any particular Unit Holder and/or investor) and for any period or periods of time at its absolute discretion.

INVESTORS ARE ADVISED TO READ AND UNDERSTAND THE CONTENTS OF THIS SUPPLEMENTARY MASTER PROSPECTUS DATED 31 MARCH 2015 WHICH IS TO BE READ TOGETHER WITH THE MASTER PROSPECTUS DATED 1 DECEMBER 2014.

- ii. Section 1.2.2 Fees and Charges on page 15 – 16 of the Master Prospectus is hereby amended and replaced with the following:

1.2.2 Fees and Charges

This table describes the charges that you may directly incur when you buy or redeem units of this Fund:

Charges		
(i)	Sales charge ¹ by distribution channels	
	Institutional Unit Trust Adviser (IUTA)	Up to 5.26% of investment amount.
	Tied (retail) agent	Up to 5.26% of investment amount.
	Direct sales (Direct investment with the Manager)	Up to 5.26% of investment amount.
	An investor can expect differing sales charge to be levied when buying units of the Fund from the various distribution channels and within each distribution channel, subject to the maximum sales charge stipulated herein. This is due to the different levels of services provided by each distribution channel and/or the size of the investment undertaken.	
(ii)	Repurchase charge	None.
(iii)	Dilution fee/transaction cost factor	None.
(iv)	Any other charges payable directly by the investors	
	Switching fee ¹	RM25.00 per switch or the difference in sales charge which is deductible from the redemption amount of the units to be switched, where applicable.
	Transfer fee ¹	RM5.00 per transfer.

This table describes the fees that you may indirectly incur when you invest in this Fund:

Fees and Expenses		
(i)	Annual management fee ¹	1.50% per annum of Net Asset Value before deducting the Manager's and Trustee's fees for that particular day.
(ii)	Annual trustee fee ¹	Up to 0.07% per annum of Net Asset Value before deducting the Manager's and Trustee's fees for that particular day (excluding foreign custodian fee and charges).
(iii)	Expenses directly related to the Fund	Auditors' fees, custodial charges, other relevant professional fees, cost of distribution of interim and annual reports, tax certificates, reinvestment statements and other notices to Unit Holders, commissions paid to brokers, other transaction costs and taxes.
(iv)	Other fees payable indirectly by an investor (if any)	None.

INVESTORS ARE ADVISED TO READ AND UNDERSTAND THE CONTENTS OF THIS SUPPLEMENTARY MASTER PROSPECTUS DATED 31 MARCH 2015 WHICH IS TO BE READ TOGETHER WITH THE MASTER PROSPECTUS DATED 1 DECEMBER 2014.

¹ The implementation of GST will be effective from 1 April 2015 at the rate of 6% and the fees or charges payable is exclusive of GST.

Note: The Manager may, for any reason at any time, waive or reduce the amount of its management fee only or other charges directly payable by the Unit Holder and/or investor in respect of the Fund, either generally (for all Unit Holders and/or investors) or specifically (for any particular Unit Holder and/or investor) and for any period or periods of time at its absolute discretion.

- iii. Section 1.3.2 Fees and Charges on page 20 – 21 of the Master Prospectus is hereby amended and replaced with the following:

1.3.2 Fees and Charges

This table describes the charges that you may directly incur when you buy or redeem units of this Fund:

Charges		
(i)	Sales charge ¹ by distribution channels	
	Institutional Unit Trust Adviser (IUTA)	Up to 5.26% of investment amount.
	Tied (retail) agent	Up to 5.26% of investment amount.
	Direct sales (Direct investment with the Manager)	Up to 5.26% of investment amount.
	An investor can expect differing sales charge to be levied when buying units of the Fund from the various distribution channels and within each distribution channel, subject to the maximum sales charge stipulated herein. This is due to the different levels of services provided by each distribution channel and/or the size of the investment undertaken.	
(ii)	Repurchase charge	None.
(iii)	Dilution fee/transaction cost factor	None.
(iv)	Any other charges payable directly by the investors	
	Switching fee ¹	RM25.00 per switch or the difference in sales charge which is deductible from the redemption amount of the units to be switched, where applicable.
	Transfer fee ¹	RM5.00 per transfer.

This table describes the fees that you may indirectly incur when you invest in the Fund:

Fees and Expenses		
(i)	Annual management fee ¹	1.50% per annum of Net Asset Value before deducting the Manager's and Trustee's fees for that particular day.
(ii)	Annual trustee fee ¹	Up to 0.07% per annum of Net Asset Value before deducting the Manager's and Trustee's fees for that particular day (excluding foreign custodian fee and charges).

INVESTORS ARE ADVISED TO READ AND UNDERSTAND THE CONTENTS OF THIS SUPPLEMENTARY MASTER PROSPECTUS DATED 31 MARCH 2015 WHICH IS TO BE READ TOGETHER WITH THE MASTER PROSPECTUS DATED 1 DECEMBER 2014.

(iii)	Expenses directly related to the Fund	Auditors' fees, custodial charges, other relevant professional fees, cost of distribution of interim and annual reports, tax certificates, reinvestment statements and other notices to Unit Holders, commissions paid to brokers, other transaction costs and taxes.
(iv)	Other fees payable indirectly by an investor (if any)	None.

¹ The implementation of GST will be effective from 1 April 2015 at the rate of 6% and the fees or charges payable is exclusive of GST.

Note: The Manager may, for any reason at any time, waive or reduce the amount of its management fee only or other charges directly payable by the Unit Holder and/or investor in respect of the Fund, either generally (for all Unit Holders and/or investors) or specifically (for any particular Unit Holder and/or investor) and for any period or periods of time at its absolute discretion.

- iv. Section 1.4.2 Fees and Charges on page 25 – 26 of the Master Prospectus is hereby amended and replaced with the following:

1.4.2 Fees and Charges

This table describes the charges that you may directly incur when you buy or redeem units of this Fund:

Charges		
(i)	Sales Charge ¹ by distribution channels	
	Institutional Unit Trust Adviser (IUTA)	Up to 3.63% of investment amount.
	Tied (retail) agent	Not applicable*.
	Direct sales (Direct investment with the Manager)	Not applicable*.
An investor can expect differing sales charge to be levied when buying units of the Fund from the distribution channel subject to the maximum sales charge stipulated herein. This is due to the different levels of services provided by the distributors within the distribution channel and/or the size of the investment undertaken. *Currently units are only available for purchase via the Manager's authorised Institutional Unit Trust Adviser (IUTA).		
(ii)	Repurchase charge	None.
(iii)	Dilution fee/transaction cost factor	None.
(iv)	Any other charges payable directly by the investors	
	Switching fee ¹	RM25.00 per switch or the difference in sales charge which is deductible from the redemption amount of the units to be switched, where applicable.
	Transfer fee ¹	RM5.00 per transfer.

INVESTORS ARE ADVISED TO READ AND UNDERSTAND THE CONTENTS OF THIS SUPPLEMENTARY MASTER PROSPECTUS DATED 31 MARCH 2015 WHICH IS TO BE READ TOGETHER WITH THE MASTER PROSPECTUS DATED 1 DECEMBER 2014.

This table describes the fees that you may indirectly incur when you invest in the Fund:

Fees and Expenses		
(i)	Annual management fee ¹	1.80% per annum of Net Asset Value before deducting the Manager's and Trustee's fees for that particular day. There is no DOUBLE CHARGING OF MANAGEMENT FEE . This means that the Unit Holders will incur ONLY ONE MANAGEMENT FEE and ONLY AT THE FUND'S LEVEL .
(ii)	Annual trustee fee ¹	Up to 0.07% per annum of Net Asset Value before deducting the Manager's and Trustee's fees for that particular day (excluding foreign custodian fee and charges).
(iii)	Expenses directly related to the Fund	Auditors' fees, custodial charges, other relevant professional fees, cost of distribution of interim and annual reports, tax certificates, reinvestment statements and other notices to Unit Holders, commissions paid to brokers, other transaction costs and taxes.
(iv)	Other fees payable indirectly by an investor (if any)	None levied by the Manager. However, as GAF will invest in units of BGF-GAF, there are also fees indirectly incurred by this Fund such as taxes, administration fees, annual custody safekeeping fees and transaction fees, which are incurred at the BGF-GAF level.

¹ The implementation of GST will be effective from 1 April 2015 at the rate of 6% and the fees or charges payable is exclusive of GST.

Note: The Manager may, for any reason at any time, waive or reduce the amount of its management fee only or other charges directly payable by the Unit Holder and/or investor in respect of the Fund, either generally (for all Unit Holders and/or investors) or specifically (for any particular Unit Holder and/or investor) and for any period or periods of time at its absolute discretion.

- v. Section 1.5.2 Fees and Charges on page 30 – 31 of the Master Prospectus is hereby amended and replaced with the following:

1.5.2 Fees and Charges

This table describes the charges that you may directly incur when you buy or redeem units of this Fund:

Charges		
(i)	Sales Charge ¹ by distribution channels	
	Institutional Unit Trust Adviser (IUTA)	Up to 6.00% of investment amount.

INVESTORS ARE ADVISED TO READ AND UNDERSTAND THE CONTENTS OF THIS SUPPLEMENTARY MASTER PROSPECTUS DATED 31 MARCH 2015 WHICH IS TO BE READ TOGETHER WITH THE MASTER PROSPECTUS DATED 1 DECEMBER 2014.

	Tied (retail) agent	Up to 6.00% of investment amount.
	Direct sales (Direct investment with the Manager)	Up to 6.00% of investment amount.
	An investor can expect differing sales charge to be levied when buying units of the Fund from the various distribution channels and within each distribution channel, subject to the maximum sales charge stipulated herein. This is due to the different levels of services provided by each distribution channel and/or the size of the investment undertaken.	
(ii)	Repurchase charge	None.
(iii)	Dilution fee/transaction cost factor	None.
(iv)	Any other charges payable directly by the investors	
	Switching fee ¹	RM25.00 per switch or the difference in sales charge which is deductible from the redemption amount of the units to be switched, where applicable.
	Transfer fee ¹	RM5.00 per transfer.

This table describes the fees that you may indirectly incur when you invest in the Fund:

Fees and Expenses		
(i)	Annual management fee ¹	1.80% per annum of Net Asset Value before deducting the Manager's and Trustee's fees for that particular day.
(ii)	Annual trustee fee ¹	Up to 0.07% per annum of Net Asset Value before deducting the Manager's and Trustee's fees for that particular day (excluding foreign custodian fee and charges).
(iii)	Expenses directly related to the Fund	Auditors' fees, custodial charges, other relevant professional fees, cost of distribution of interim and annual reports, tax certificates, reinvestment statements and other notices to Unit Holders, commissions paid to brokers, other transaction costs and taxes.
(iv)	Other fees payable indirectly by an investor (if any)	None.

¹ Effective from 1 April 2015, goods or services are subject to GST of 6% and the fee or charges payable is exclusive of GST.

Note: The Manager may, for any reason at any time, waive or reduce the amount of its management fee only or other charges directly payable by the Unit Holder and/or investor in respect of the Fund, either generally (for all Unit Holders and/or investors) or specifically (for any particular Unit Holder and/or investor) and for any period or periods of time at its absolute discretion.

INVESTORS ARE ADVISED TO READ AND UNDERSTAND THE CONTENTS OF THIS SUPPLEMENTARY MASTER PROSPECTUS DATED 31 MARCH 2015 WHICH IS TO BE READ TOGETHER WITH THE MASTER PROSPECTUS DATED 1 DECEMBER 2014.

- vi. Section 1.6.2 Fees and Charges on page 34 – 35 of the Master Prospectus is hereby amended and replaced with the following:

1.6.2 Fees and Charges

This table describes the charges that you may directly incur when you buy or redeem units of this Fund:

Charges		
(i)	Sales charge ¹ by distribution channels	
	Institutional Unit Trust Adviser (IUTA)	Up to 5.26% of investment amount.
	Tied (retail) agent	Up to 5.26% of investment amount.
	Direct sales (Direct investment with the Manager)	Up to 5.26% of investment amount.
	An investor can expect differing sales charge to be levied when buying units of the Fund from the various distribution channels and within each distribution channel, subject to the maximum sales charge stipulated herein. This is due to the different levels of services provided by each distribution channel and/or the size of the investment undertaken.	
(ii)	Repurchase charge	None.
(iii)	Dilution fee/transaction cost factor	None.
(iv)	Any other charges payable directly by the investors	
	Switching fee ¹	RM25.00 per switch or the difference in sales charge which is deductible from the redemption amount of the units to be switched, where applicable.
	Transfer fee ¹	RM5.00 per transfer.

This table describes the fees that you may indirectly incur when you invest in the Fund:

Fees and Expenses		
(i)	Annual management fee ¹	1.80% per annum of Net Asset Value before deducting the Manager's and Trustee's fees for that particular day.
(ii)	Annual trustee fee ¹	Up to 0.08% per annum of Net Asset Value before deducting the Manager's and Trustee's fees for that particular day (excluding foreign custodian fee and charges).
(iii)	Expenses directly related to the Fund	Auditors' fees, custodial charges, other relevant professional fees, cost of distribution of interim and annual reports, tax certificates, reinvestment statements and other notices to Unit Holders, commissions paid to brokers, other transaction costs and taxes.
(iv)	Other fees payable indirectly by an investor (if any)	None.

INVESTORS ARE ADVISED TO READ AND UNDERSTAND THE CONTENTS OF THIS SUPPLEMENTARY MASTER PROSPECTUS DATED 31 MARCH 2015 WHICH IS TO BE READ TOGETHER WITH THE MASTER PROSPECTUS DATED 1 DECEMBER 2014.

¹ The implementation of GST will be effective from 1 April 2015 at the rate of 6% and the fees or charges payable is exclusive of GST.

Note: The Manager may, for any reason at any time, waive or reduce the amount of its management fee only or other charges directly payable by the Unit Holder and/or investor in respect of the Fund, either generally (for all Unit Holders and/or investors) or specifically (for any particular Unit Holder and/or investor) and for any period or periods of time at its absolute discretion.

- vii. Section 1.7.2 Fees and Charges on page 41 – 42 of the Master Prospectus is hereby amended and replaced with the following:

1.7.2 Fees and Charges

This table describes the charges that you may directly incur when you buy or redeem units of this Fund:

Charges		
(i)	Sales charge ¹ by distribution channels	
	Institutional Unit Trust Adviser (IUTA)	Up to 5.00% of investment amount.
	Tied (retail) agent	Up to 5.00% of investment amount.
	Direct sales (Direct investment with the Manager)	Up to 5.00% of investment amount.
	An investor can expect differing sales charge to be levied when buying units of the Fund from the various distribution channels and within each distribution channel, subject to the maximum sales charge stipulated herein. This is due to the different levels of services provided by each distribution channel and/or the size of the investment undertaken.	
(ii)	Repurchase charge	None.
(iii)	Dilution fee/transaction cost factor	None.
(iv)	Any other charges payable directly by the investors	
	Switching fee ¹	RM25.00 per switch or the difference in sales charge which is deductible from the redemption amount of the units to be switched, where applicable.
	Transfer fee ¹	RM5.00 per transfer.

This table describes the fees that you may indirectly incur when you invest in the Fund:

Fees and Expenses		
(i)	Annual management fee ¹	1.80% per annum of Net Asset Value before deducting the Manager's and Trustee's fees for that particular day.
(ii)	Annual trustee fee ¹	Up to 0.08% per annum of Net Asset Value before deducting the Manager's and Trustee's fees for that particular day (excluding foreign custodian fee and charges).

INVESTORS ARE ADVISED TO READ AND UNDERSTAND THE CONTENTS OF THIS SUPPLEMENTARY MASTER PROSPECTUS DATED 31 MARCH 2015 WHICH IS TO BE READ TOGETHER WITH THE MASTER PROSPECTUS DATED 1 DECEMBER 2014.

(iii)	Expenses directly related to the Fund	Auditors' fees, custodial charges, other relevant professional fees, cost of distribution of interim and annual reports, tax certificates, reinvestment statements and other notices to Unit Holders, commissions paid to brokers, other transaction costs and taxes.
(iv)	Other fees payable indirectly by an investor (if any)	None.

¹ The implementation of GST will be effective from 1 April 2015 at the rate of 6% and the fees or charges payable is exclusive of GST.

Note: The Manager may, for any reason at any time, waive or reduce the amount of its management fee only or other charges directly payable by the Unit Holder and/or investor in respect of the Fund, either generally (for all Unit Holders and/or investors) or specifically (for any particular Unit Holder and/or investor) and for any period or periods of time at its absolute discretion.

- viii. Section 1.8.2 Fees and Charges on page 45 – 46 of the Master Prospectus is hereby amended and replaced with the following:

1.8.2 Fees and Charges

This table describes the charges that you may directly incur when you buy or redeem units of this Fund:

Charges		
(i)	Sales charge ¹ by distribution channels	
	Institutional Unit Trust Adviser (IUTA)	Up to 5.50% of investment amount.
	Tied (retail) agent	Up to 5.50% of investment amount.
	Direct sales (Direct investment with the Manager)	Up to 5.50% of investment amount.
	An investor can expect differing sales charge to be levied when buying units of the Fund from the various distribution channels and within each distribution channel, subject to the maximum sales charge stipulated herein. This is due to the different levels of services provided by each distribution channel and/or the size of the investment undertaken.	
(ii)	Repurchase charge	None.
(iii)	Dilution fee/transaction cost factor	None.
(iv)	Any other charges payable directly by the investors	
	Switching fee ¹	RM25.00 per switch or the difference in sales charge which is deductible from the redemption amount of the units to be switched, where applicable.
	Transfer fee ¹	RM5.00 per transfer.

INVESTORS ARE ADVISED TO READ AND UNDERSTAND THE CONTENTS OF THIS SUPPLEMENTARY MASTER PROSPECTUS DATED 31 MARCH 2015 WHICH IS TO BE READ TOGETHER WITH THE MASTER PROSPECTUS DATED 1 DECEMBER 2014.

This table describes the fees that you may indirectly incur when you invest in the Fund:

Fees and Expenses		
(i)	Annual management fee ¹	1.80% per annum of Net Asset Value before deducting the Manager's and Trustee's fees for that particular day.
(ii)	Annual trustee fee ¹	Up to 0.08% per annum of Net Asset Value before deducting the Manager's and Trustee's fees for that particular day (excluding foreign custodian fee and charges).
(iii)	Expenses directly related to the Fund	Auditors' fees, custodial charges, other relevant professional fees, cost of distribution of interim and annual reports, tax certificates, reinvestment statements and other notices to Unit Holders, commissions paid to brokers, other transaction costs and taxes.
(iv)	Other fees payable indirectly by an investor (if any)	None.

¹ The implementation of GST will be effective from 1 April 2015 at the rate of 6% and the fees or charges payable is exclusive of GST.

Note: The Manager may, for any reason at any time, waive or reduce the amount of its management fee only or other charges directly payable by the Unit Holder and/or investor in respect of the Fund, either generally (for all Unit Holders and/or investors) or specifically (for any particular Unit Holder and/or investor) and for any period or periods of time at its absolute discretion.

- ix. Section 1.9.2 Fees and Charges on page 50 – 51 of the Master Prospectus is hereby amended and replaced with the following:

1.9.2 Fees and Charges

This table describes the charges that you may directly incur when you buy or redeem units of this Fund:

Charges		
(i)	Sales charge ¹ by distribution channels	
	Institutional Unit Trust Adviser (IUTA)	Up to 5.00% of investment amount.
	Tied (retail) agent	Up to 5.00% of investment amount.
	Direct sales (Direct investment with the Manager)	Up to 5.00% of investment amount.
An investor can expect differing sales charge to be levied when buying units of the Fund from the various distribution channels and within each distribution channel, subject to the maximum sales charge stipulated herein. This is due to the different levels of services provided by each distribution channel and/or the size of the investment undertaken.		

INVESTORS ARE ADVISED TO READ AND UNDERSTAND THE CONTENTS OF THIS SUPPLEMENTARY MASTER PROSPECTUS DATED 31 MARCH 2015 WHICH IS TO BE READ TOGETHER WITH THE MASTER PROSPECTUS DATED 1 DECEMBER 2014.

(ii)	Repurchase charge	None.
(iii)	Dilution fee/transaction cost factor	None.
(iv)	Any other charges payable directly by the investors	
	Switching fee ¹	RM25.00 per switch or the difference in sales charge which is deductible from the redemption amount of the units to be switched, where applicable.
	Transfer fee ¹	RM5.00 per transfer.

This table describes the fees that you may indirectly incur when you invest in the Fund:

Fees and Expenses		
(i)	Annual management fee ¹	1.80% per annum of Net Asset Value before deducting the Manager's and Trustee's fees for that particular day. There is no DOUBLE CHARGING OF MANAGEMENT FEE . This means that the Unit Holders will incur ONLY ONE MANAGEMENT FEE and ONLY AT THE FUND'S LEVEL .
(ii)	Annual trustee fee ¹	Up to 0.08% per annum of Net Asset Value before deducting the Manager's and Trustee's fees for that particular day (excluding foreign custodian fee and charges).
(iii)	Expenses directly related to the Fund	Auditors' fees, custodial charges, other relevant professional fees, cost of distribution of interim and annual reports, tax certificates, reinvestment statements and other notices to Unit Holders, commissions paid to brokers, other transaction costs and taxes.
(iv)	Other fees payable indirectly by an investor (if any)	None levied by the Manager. However, as AGO will invest in units of UAGOF, there are also fees indirectly incurred by this Fund such as annual trustee remuneration, audit fee, custodian fee and other fees and charges which are incurred at the UAGOF level.

¹ The implementation of GST will be effective from 1 April 2015 at the rate of 6% and the fees or charges payable is exclusive of GST.

Note: The Manager may, for any reason at any time, waive or reduce the amount of its management fee only or other charges directly payable by the Unit Holder and/or investor in respect of the Fund, either generally (for all Unit Holders and/or investors) or specifically (for any particular Unit Holder and/or investor) and for any period or periods of time at its absolute discretion.

INVESTORS ARE ADVISED TO READ AND UNDERSTAND THE CONTENTS OF THIS SUPPLEMENTARY MASTER PROSPECTUS DATED 31 MARCH 2015 WHICH IS TO BE READ TOGETHER WITH THE MASTER PROSPECTUS DATED 1 DECEMBER 2014.

- x. Section 1.10.2 Fees and Charges on page 55 – 56 of the Master Prospectus is hereby amended and replaced with the following:

1.10.2 Fees and Charges

This table describes the charges that you may directly incur when you buy or redeem units of this Fund:

Charges		
(i)	Sales charge ¹ by distribution channels	
	Institutional Unit Trust Adviser (IUTA)	Up to 5.50% of investment amount.
	Tied (retail) agent	Up to 5.50% of investment amount.
	Direct sales (Direct investment with the Manager)	Up to 5.50% of investment amount.
	An investor can expect differing sales charge to be levied when buying units of the Fund from the various distribution channels and within each distribution channel, subject to the maximum sales charge stipulated herein. This is due to the different levels of services provided by each distribution channel and/or the size of the investment undertaken.	
(ii)	Repurchase charge	None.
(iii)	Dilution fee/transaction cost factor	None.
(iv)	Any other charges payable directly by the investors	
	Switching fee ¹	RM25.00 per switch or the difference in sales charge which is deductible from the redemption amount of the units to be switched, where applicable.
	Transfer fee ¹	RM5.00 per transfer.

This table describes the fees that you may indirectly incur when you invest in the Fund:

Fees and Expenses		
(i)	Annual management fee ¹	1.80% per annum of Net Asset Value before deducting the Manager's and Trustee's fees for that particular day. There is no DOUBLE CHARGING OF MANAGEMENT FEE . This means that the Unit Holders will incur ONLY ONE MANAGEMENT FEE and ONLY AT THE FUND'S LEVEL .
(ii)	Annual trustee fee ¹	Up to 0.08% per annum of Net Asset Value before deducting the Manager's and Trustee's fees for that particular day (excluding foreign custodian fee and charges).
(iii)	Expenses directly related to the Fund	Auditors' fees, custodial charges, other relevant professional fees, cost of distribution of interim and annual reports, tax certificates, reinvestment statements and other notices to Unit Holders and taxes.

INVESTORS ARE ADVISED TO READ AND UNDERSTAND THE CONTENTS OF THIS SUPPLEMENTARY MASTER PROSPECTUS DATED 31 MARCH 2015 WHICH IS TO BE READ TOGETHER WITH THE MASTER PROSPECTUS DATED 1 DECEMBER 2014.

(iv)	Other fees payable indirectly by an investor (if any)	None levied by the Manager. However, as GCF will invest in units of UGFF, there are also fees indirectly incurred by this Fund such as annual trustee fee, annual registrar and transfer agent services fee, annual valuation and accounting services fee, audit fee, custodian fee and other fees and charges which are incurred at the UGFF level.
------	---	--

¹ The implementation of GST will be effective from 1 April 2015 at the rate of 6% and the fees or charges payable is exclusive of GST.

Note: The Manager may, for any reason at any time, waive or reduce the amount of its management fee only or other charges directly payable by the Unit Holder and/or investor in respect of the Fund, either generally (for all Unit Holders and/or investors) or specifically (for any particular Unit Holder and/or investor) and for any period or periods of time at its absolute discretion.

- xi. Section 1.11.2 Fees and Charges on page 60 – 61 of the Master Prospectus is hereby amended and replaced with the following:

1.11.2 Fees and Charges

This table describes the charges that you may directly incur when you buy or redeem units of this Fund:

Charges		
(i)	Sales charge ¹ by distribution channels	
	Institutional Unit Trust Adviser (IUTA)	Up to 5.00% of investment amount.
	Tied (retail) agent	Up to 5.00% of investment amount.
	Direct sales (Direct investment with the Manager)	Up to 5.00% of investment amount.
	An investor can expect differing sales charge to be levied when buying units of the Fund from the various distribution channels and within each distribution channel, subject to the maximum sales charge stipulated herein. This is due to the different levels of services provided by each distribution channel and/or the size of the investment undertaken.	
(ii)	Repurchase charge	None.
(iii)	Dilution fee/transaction cost factor	None.
(iv)	Any other charges payable directly by the investors	
	Switching fee ¹	RM25.00 per switch or the difference in sales charge which is deductible from the redemption amount of the units to be switched, where applicable.
	Transfer fee ¹	RM5.00 per transfer.

INVESTORS ARE ADVISED TO READ AND UNDERSTAND THE CONTENTS OF THIS SUPPLEMENTARY MASTER PROSPECTUS DATED 31 MARCH 2015 WHICH IS TO BE READ TOGETHER WITH THE MASTER PROSPECTUS DATED 1 DECEMBER 2014.

This table describes the fees that you may indirectly incur when you invest in the Fund:

Fees and Expenses		
(i)	Annual management fee ¹	1.50% per annum of Net Asset Value before deducting the Manager's and Trustee's fees for that particular day.
(ii)	Annual trustee fee ¹	Up to 0.08% per annum of Net Asset Value before deducting the Manager's and Trustee's fees for that particular day.
(iii)	Expenses directly related to the Fund	Auditors' fees and other relevant professional fees, custodial charges, cost of distribution of interim and annual reports, tax certificates, reinvestment statements and other notices to Unit Holders, commissions paid to brokers, other transaction costs and taxes.
(iv)	Other fees payable indirectly by an investor (if any)	In consideration of the swap transaction entered into with the swap counterparty, the counterparty will charge a swap transaction fee of 1.50% p.a. The fee is computed based on the notional amount exposed by the Fund.

¹ The implementation of GST will be effective from 1 April 2015 at the rate of 6% and the fees or charges payable is exclusive of GST.

Note: The Manager may, for any reason at any time, waive or reduce the amount of its management fee only or other charges directly payable by the Unit Holder and/or investor in respect of the Fund, either generally (for all Unit Holders and/or investors) or specifically (for any particular Unit Holder and/or investor) and for any period or periods of time at its absolute discretion.

- xii. Section 1.12.2 Fees and Charges on page 65 – 66 of the Master Prospectus is hereby amended and replaced with the following:

1.12.2 Fees and Charges

This table describes the charges that you may directly incur when you buy or redeem units of this Fund:

Charges		
(i)	Sales charge ¹ by distribution channels	
	Institutional Unit Trust Adviser (IUTA)	Up to 5.50% of investment amount.
	Tied (retail) agent	Up to 5.50% of investment amount.
	Direct sales (Direct investment with the Manager)	Up to 5.50% of investment amount.
An investor can expect differing sales charge to be levied when buying units of the Fund from the various distribution channels and within each distribution channel, subject to the maximum sales charge stipulated herein. This is due to the different levels of services provided by each distribution channel and/or the size of the investment undertaken.		

INVESTORS ARE ADVISED TO READ AND UNDERSTAND THE CONTENTS OF THIS SUPPLEMENTARY MASTER PROSPECTUS DATED 31 MARCH 2015 WHICH IS TO BE READ TOGETHER WITH THE MASTER PROSPECTUS DATED 1 DECEMBER 2014.

(ii)	Repurchase charge	None.
(iii)	Dilution fee/transaction cost factor	None.
(iv)	Any other charges payable directly by the investors	
	Switching fee ¹	RM25.00 per switch or the difference in sales charge which is deductible from the redemption amount of the units to be switched, where applicable.
	Transfer fee ¹	RM5.00 per transfer.

This table describes the fees that you may indirectly incur when you invest in the Fund:

Fees and Expenses		
(i)	Annual management fee ¹	1.80% per annum of Net Asset Value before deducting the Manager's and Trustee's fees for that particular day.
(ii)	Annual trustee fee ¹	Up to 0.08% per annum of Net Asset Value before deducting the Manager's and Trustee's fees for that particular day (excluding foreign custodian fee and charges).
(iii)	Expenses directly related to the Fund	Auditors' fees and other relevant professional fees, custodial charges, cost of distribution of interim and annual reports, tax certificates, reinvestment statements and other notices to Unit Holders, commissions paid to brokers, other transaction costs and taxes.
(iv)	Other fees payable indirectly by an investor (if any)	None.

¹ The implementation of GST will be effective from 1 April 2015 at the rate of 6% and the fees or charges payable is exclusive of GST.

Note: The Manager may, for any reason at any time, waive or reduce the amount of its management fee only or other charges directly payable by the Unit Holder and/or investor in respect of the Fund, either generally (for all Unit Holders and/or investors) or specifically (for any particular Unit Holder and/or investor) and for any period or periods of time at its absolute discretion.

INVESTORS ARE ADVISED TO READ AND UNDERSTAND THE CONTENTS OF THIS SUPPLEMENTARY MASTER PROSPECTUS DATED 31 MARCH 2015 WHICH IS TO BE READ TOGETHER WITH THE MASTER PROSPECTUS DATED 1 DECEMBER 2014.

- xiii. Section 1.13.2 Fees and Charges on page 70 – 71 of the Master Prospectus is hereby amended and replaced with the following:

1.13.2 Fees and Charges

This table describes the charges that you may directly incur when you buy or redeem units of this Fund:

Charges		
(i)	Sales charge ¹ by distribution channels	
	Institutional Unit Trust Adviser (IUTA)	Up to 5.50% of investment amount.
	Tied (retail) agent	Up to 5.50% of investment amount.
	Direct sales (Direct investment with the Manager)	Up to 5.50% of investment amount.
	An investor can expect differing sales charge to be levied when buying units of the Fund from the various distribution channels and within each distribution channel, subject to the maximum sales charge stipulated herein. This is due to the different levels of services provided by each distribution channel and/or the size of the investment undertaken.	
(ii)	Repurchase charge	None.
(iii)	Dilution fee/transaction cost factor	None.
(iv)	Any other charges payable directly by the investors	
	Switching fee ¹	RM25.00 per switch or the difference in sales charge which is deductible from the redemption amount of the units to be switched, where applicable.
	Transfer fee ¹	RM5.00 per transfer.

This table describes the fees that you may indirectly incur when you invest in the Fund:

Fees and Expenses		
(i)	Annual management fee ¹	1.80% per annum of Net Asset Value before deducting the Manager's and Trustee's fees for that particular day. There is no DOUBLE CHARGING OF MANAGEMENT FEE . This means that the Unit Holders will incur ONLY ONE MANAGEMENT FEE and ONLY AT THE FUND'S LEVEL .
(ii)	Annual trustee fee ¹	Up to 0.08% per annum of Net Asset Value before deducting the Manager's and Trustee's fees for that particular day (excluding foreign custodian fee and charges).

INVESTORS ARE ADVISED TO READ AND UNDERSTAND THE CONTENTS OF THIS SUPPLEMENTARY MASTER PROSPECTUS DATED 31 MARCH 2015 WHICH IS TO BE READ TOGETHER WITH THE MASTER PROSPECTUS DATED 1 DECEMBER 2014.

(iii)	Expenses directly related to the Fund	Auditors' fees and other relevant professional fees, custodial charges, cost of distribution of interim and annual reports, tax certificates, reinvestment statements and other notices to Unit Holders, commissions paid to brokers, other transaction costs and taxes.
(iv)	Other fees payable indirectly by an investor (if any)	None levied by the Manager. However, as this Fund will invest in the shares of Schroder ISF USSME, there are also fees indirectly incurred by this Fund such as fiduciary fees, custody safekeeping and transaction fees together with fund accounting and valuation fees which are incurred at the Schroder ISF USSME level.

¹ The implementation of GST will be effective from 1 April 2015 at the rate of 6% and the fees or charges payable is exclusive of GST.

Note: The Manager may, for any reason at any time, waive or reduce the amount of its management fee only or other charges directly payable by the Unit Holder and/or investor in respect of the Fund, either generally (for all Unit Holders and/or investors) or specifically (for any particular Unit Holder and/or investor) and for any period or periods of time at its absolute discretion.

- xiv. Section 1.14.2 Fees and Charges on page 75 of the Master Prospectus is hereby amended and replaced with the following:

1.14.2 Fees and Charges

This table describes the charges that you may directly incur when you buy or redeem units of this Fund:

Charges		
(i)	Sales charge ¹ by distribution channels	
	Institutional Unit Trust Adviser (IUTA)	Up to 5.00% of investment amount.
	Tied (retail) agent	Up to 5.00% of investment amount.
	Direct sales (Direct investment with the Manager)	Up to 5.00% of investment amount.
	An investor can expect differing sales charge to be levied when buying units of the Fund from the various distribution channels and within each distribution channel, subject to the maximum sales charge stipulated herein. This is due to the different levels of services provided by each distribution channel and/or the size of the investment undertaken.	
(ii)	Repurchase charge	None.
(iii)	Dilution fee/transaction cost factor	None.

INVESTORS ARE ADVISED TO READ AND UNDERSTAND THE CONTENTS OF THIS SUPPLEMENTARY MASTER PROSPECTUS DATED 31 MARCH 2015 WHICH IS TO BE READ TOGETHER WITH THE MASTER PROSPECTUS DATED 1 DECEMBER 2014.

(iv)	Any other charges payable directly by the investors	
	Switching fee ¹	RM25.00 per switch or the difference in sales charge which is deductible from the redemption amount of the units to be switched, where applicable.
	Transfer fee ¹	RM5.00 per transfer.

This table describes the fees that you may indirectly incur when you invest in the Fund:

Fees and Expenses		
(i)	Annual management fee ¹	1.80% per annum of Net Asset Value before deducting the Manager's and Trustee's fees for that particular day.
(ii)	Annual trustee fee ¹	0.08% per annum of Net Asset Value before deducting the Manager's and Trustee's fees for that particular day, subject to a minimum of RM18,000 per annum.
(iii)	Expenses directly related to the Fund	Auditors' fees, custodial charges, other relevant professional fees, cost of distribution of interim and annual reports, tax certificates, reinvestment statements and other notices to Unit Holders, commissions paid to brokers, other transaction costs and taxes.
(iv)	Other fees payable indirectly by an investor (if any)	None.

¹ The implementation of GST will be effective from 1 April 2015 at the rate of 6% and the fees or charges payable is exclusive of GST.

Note: The Manager may, for any reason at any time, waive or reduce the amount of its management fee only or other charges directly payable by the Unit Holder and/or investor in respect of the Fund, either generally (for all Unit Holders and/or investors) or specifically (for any particular Unit Holder and/or investor) and for any period or periods of time at its absolute discretion.

c. Chapter 6: Fees, Charges and Expenses

- i. Section 6.1(a) on page 328 – 331 of the Master Prospectus is hereby amended and replaced with the following:

(a) Sales Charge

GEY ASPAC RESO DRAGON

The Manager will impose a sales charge which can be levied on an investor's investment amount/purchase amount, net of bank charges (if any) by the Manager's various distributors as follows:

INVESTORS ARE ADVISED TO READ AND UNDERSTAND THE CONTENTS OF THIS SUPPLEMENTARY MASTER PROSPECTUS DATED 31 MARCH 2015 WHICH IS TO BE READ TOGETHER WITH THE MASTER PROSPECTUS DATED 1 DECEMBER 2014.

Distributor	% of investment amount
Institutional Unit Trust Adviser (IUTA)	Up to 5.26%
Tied (retail) agent	Up to 5.26%
Direct sales (Direct investment with the Manager)	Up to 5.26%

Illustration (Based on GEY)

Say, an investor makes an investment of RM10,000.00 at the Selling Price of RM0.4554 and the distributor levies a sales charge of 5.26%, the investor will pay a total of RM10,557.56 as follows:

Amount invested	=	RM	10,000.00
Add:			
Sales charge levied by the distributor @ 5.26%	=	RM	526.00
GST ¹ (6% of RM526.00)	=	RM	31.56
Total amount paid by the investor	=	<u>RM</u>	<u>10,557.56</u>

The investor will be allotted with 21,958.72 units calculated as follows:

$$\text{Units allotted is calculated as } \frac{\text{RM}10,000.00}{\text{RM}0.4319^*} = 23,153.51 \text{ units}^{**}$$

* Unit price is rounded to the nearest 4 decimal places.

** Units computed are rounded to the nearest 2 decimal places.

GAF

The Manager will impose a sales charge which can be levied on an investor's investment amount/purchase amount, net of bank charges (if any) by the Manager's various distributors as follows:

Distributor	% of investment amount
Institutional Unit Trust Adviser (IUTA)	Up to 3.63%
Tied (retail) agent	Not applicable*
Direct sales (Direct investment with the Manager)	Not applicable*

*Currently units are only available for purchase via the Manager's authorised Institutional Unit Trust Advisers (IUTAs).

Please note that this Fund's investments in BGF-GAF will be at its net asset value. The initial charge for investing in BGF-GAF will be waived by the management company of BGF-GAF.

INVESTORS ARE ADVISED TO READ AND UNDERSTAND THE CONTENTS OF THIS SUPPLEMENTARY MASTER PROSPECTUS DATED 31 MARCH 2015 WHICH IS TO BE READ TOGETHER WITH THE MASTER PROSPECTUS DATED 1 DECEMBER 2014.

Illustration

Say, an investor makes an investment of RM10,000.00 at the Selling Price of RM0.5514 and the distributor levies a sales charge of 3.63%, the investor will pay a total of RM10,384.78 as follows:

Amount invested	=	RM	10,000.00
Add:			
Sales charge levied by the distributor @ 3.63%	=	RM	363.00
GST ¹ (6% of RM363.00)	=	RM	21.78
Total amount paid by the investor	=	<u>RM</u>	<u>10,384.78</u>

The investor will be allotted with 18,135.65 units calculated as follows:

$$\text{Units allotted is calculated as } \frac{\text{RM}10,000.00}{\text{RM}0.5514^*} = 18,135.65 \text{ units}^{**}$$

* Unit price is rounded to the nearest 4 decimal places.

** Units computed are rounded to the nearest 2 decimal places.

GNS

The Manager will impose a sales charge¹ which can be levied on an investor's investment amount/purchase amount, net of bank charges (if any) by the Manager's various distributors as follows:

Distributor	% of investment amount
Institutional Unit Trust Adviser (IUTA)	Up to 6.00%
Tied (retail) agent	Up to 6.00%
Direct sales (Direct investment with the Manager)	Up to 6.00%

Illustration

Say, an investor makes an investment of RM10,000.00 at the Selling Price of RM0.2527 and the distributor levies a sales charge of 6.00%, the investor will pay a total of RM10,636.00 as follows:

Amount invested	=	RM	10,000.00
Add:			
Sales charge levied by the distributor @ 6.00%	=	RM	600.00
GST ¹ (6% of RM600.00)	=	RM	36.00
Total amount paid by the investor	=	RM	<u>10,636.00</u>

The investor will be allotted with 39,572.62 units calculated as follows:

$$\text{Units allotted is calculated as } \frac{\text{RM}10,000.00}{\text{RM}0.2527^*} = 39,572.62 \text{ units}^{**}$$

* Unit price is rounded to the nearest 4 decimal places.

** Units computed are rounded to the nearest 2 decimal places.

INVESTORS ARE ADVISED TO READ AND UNDERSTAND THE CONTENTS OF THIS SUPPLEMENTARY MASTER PROSPECTUS DATED 31 MARCH 2015 WHICH IS TO BE READ TOGETHER WITH THE MASTER PROSPECTUS DATED 1 DECEMBER 2014.

AAA**AGO****ENERGY****AREF**

The Manager will impose a sales charge¹ which can be levied on an investor's investment amount/purchase amount, net of bank charges (if any) by the Manager's various distributors as follows:

Distributor	% of investment amount
Institutional Unit Trust Adviser (IUTA)	Up to 5.00%
Tied (retail) agent	Up to 5.00%
Direct sales (Direct investment with the Manager)	Up to 5.00%

In respect of **AGO: Please note that this Fund's investments in UAGOF will be at its net asset value per unit. The sales charge for investing in UAGOF will be waived by the manager of UAGOF.**

Illustration (Based on AAA)

Say, an investor makes an investment of RM10,000.00 at the Selling Price of RM0.6170 and the distributor levies a sales charge of 5.00%, the investor will pay a total of RM10,530.00 as follows:

Amount invested	=	RM	10,000.00
Add:			
Sales charge levied by the distributor @ 5.00%	=	RM	500.00
GST ¹ (6% of RM500.00)	=	RM	30.00
Total amount paid by the investor	=	<u>RM</u>	<u>10,530.00</u>

The investor will be allotted with 16,207.46 units calculated as follows:

$$\text{Units allotted is calculated as } \frac{\text{RM}10,000.00}{\text{RM}0.6170^*} = 16,207.46 \text{ units}^{**}$$

* Unit price is rounded to the nearest 4 decimal places.

** Units computed are rounded to the nearest 2 decimal places.

BIGCAP**GCF****ASEAN****USFOCUS**

The Manager will impose a sales charge¹ which can be levied on an investor's investment amount/purchase amount, net of bank charges (if any) by the Manager's various distributors as follows:

Distributor	% of investment amount
Institutional Unit Trust Adviser (IUTA)	Up to 5.50%
Tied (retail) agent	Up to 5.50%
Direct sales (Direct investment with the Manager)	Up to 5.50%

INVESTORS ARE ADVISED TO READ AND UNDERSTAND THE CONTENTS OF THIS SUPPLEMENTARY MASTER PROSPECTUS DATED 31 MARCH 2015 WHICH IS TO BE READ TOGETHER WITH THE MASTER PROSPECTUS DATED 1 DECEMBER 2014.

In respect of GCF: Please note that this Fund's investments in UGFF will be at its net asset value per unit. The sales charge for investing in UGFF will be waived by the manager of UGFF.

In respect of USFOCUS: Please note that this Fund's investments in Schroder ISF USSME will be at its net asset value per unit. The sales charge for investing in Schroder ISF USSME will be waived by the management company of Schroder ISF USSME.

Illustration (Based on BIGCAP)

Say, an investor makes an investment of RM10,000.00 at the Selling Price of RM0.6012 and the distributor levies a sales charge of 5.50%, the investor will pay a total of RM10,583.00 as follows:

Amount invested	=	RM	10,000.00
Add:			
Sales charge levied by the distributor @ 5.50%	=	RM	550.00
GST ¹ (6% of RM550.00)	=	RM	33.00
Total amount paid by the investor	=	<u>RM</u>	<u>10,583.00</u>

The investor will be allotted with 16,633.40 units calculated as follows:

$$\text{Units allotted is calculated as } \frac{\text{RM10,000.00}}{\text{RM0.6012}^*} = 16,633.40 \text{ units}^{**}$$

* Unit price is rounded to the nearest 4 decimal places.

** Units computed are rounded to the nearest 2 decimal places.

An investor can expect differing sales charge to be levied when buying units of the respective Fund from the various distribution channels and within each distribution channel, subject to the maximum sales charge of the respective Funds. This is due to the different levels of services provided by each distribution channel and/or the size of the investment undertaken.

From the sales charge received from investors for each respective Fund, the Manager pays no more than the entire sales charge as mentioned above as selling commission to its distributors for that particular Fund.

¹ The implementation of GST will be effective from 1 April 2015 at the rate of 6% and the fees or charges payable is exclusive of GST.

INVESTORS ARE ADVISED TO READ AND UNDERSTAND THE CONTENTS OF THIS SUPPLEMENTARY MASTER PROSPECTUS DATED 31 MARCH 2015 WHICH IS TO BE READ TOGETHER WITH THE MASTER PROSPECTUS DATED 1 DECEMBER 2014.

- ii. Section 6.1(c) on page 332 – 333 of the Master Prospectus is hereby amended and replaced with the following:

(c) **Other Charges**

GEY	ASPAC	RESO	GAF
GNS	DRAGON	AAA	BIGCAP
AGO	GCF	ENERGY	ASEAN
USFOCUS	AREF		

(i) **Switching Units**

This is considered as a withdrawal of investment from one Fund and an investment into any of the unit trust funds under the management of the Manager that allows switching of units. A switching fee will be imposed on Unit Holders switching between funds under management (that allow switching). A switching fee¹ of RM25.00 will be imposed and deducted from the redemption amount of the units to be switched for a switch between funds that impose a similar sales charge or a switch to a fund that impose a lower sales charge. Unit Holders switching to a fund that imposes a higher sales charge will pay the difference in sales charge which is deductible from the redemption amount of the units to be switched.

The Manager however, reserves the right to vary this fee or to vary the terms of the switching facility. Units of the Fund to be switched into shall be purchased at the Net Asset Value per unit of that Fund as at the next valuation point of the Fund's relevant business day after the form of request to switch is received by the Manager ("forward pricing").

Illustration (Based on **AAA** and **AGO**)

If a Unit Holder switches 5,000 units in **AAA** at the Repurchase Price of RM0.6170 and wishes to invest in **AGO** at the Selling Price of RM0.5574 (where both Funds have the sales charge of 5.00%).

Proceeds from Switch (AAA) (5,000 units x RM0.6170)	=	RM	3,085.00
Less:			
Switching fee	=	RM	(25.00)
GST ¹ (6% of RM25.00)	=	RM	(1.50)
Net proceeds from switch:	=	<u>RM</u>	<u>3,058.50</u>
Unit allotted to investor (in AGO)			<u>RM3,058.50</u> RM0.5574
	=		5,487.08 units**

** Units computed are rounded to the nearest 2 decimal places.

¹ The implementation of GST will be effective from 1 April 2015 at the rate of 6% and the fees or charges payable is exclusive of GST.

INVESTORS ARE ADVISED TO READ AND UNDERSTAND THE CONTENTS OF THIS SUPPLEMENTARY MASTER PROSPECTUS DATED 31 MARCH 2015 WHICH IS TO BE READ TOGETHER WITH THE MASTER PROSPECTUS DATED 1 DECEMBER 2014.

(ii) **Transfer of Units**

The Manager charges a transfer fee¹ of RM5.00 for each transfer.

¹ The implementation of GST will be effective from 1 April 2015 at the rate of 6% and the fees or charges payable is exclusive of GST.

- iii. Section 6.2(a) and (b) on page 333 – 335 of the Master Prospectus is hereby amended and replaced with the following:

(a) **Manager's Fees**

GEY	ASPAC	RESO	ENERGY
------------	--------------	-------------	---------------

The Manager is entitled to a management fee¹ of one point five per cent (1.50%) per annum of the Net Asset Value calculated on a daily basis before deducting the Manager's and Trustee's fees for that particular day.

GAF	GNS	DRAGON	AAA
BIGCAP	AGO	GCF	ASEAN
USFOCUS	AREF		

The Manager is entitled to a management fee¹ of one point eight per cent (1.80%) per annum of the Net Asset Value calculated on a daily basis before deducting the Manager's and Trustee's fees for that particular day.

In respect of **GAF**, a portion of this fee is paid to BlackRock (Channel Islands) Limited. As **GAF** invests in units of BGF-GAF, any management fee charged to BGF-GAF by the BGF-GAF manager in relation to the Fund's investments in BGF-GAF will be fully refunded to this Fund. Accordingly, there is **NO DOUBLE CHARGING OF MANAGEMENT FEE**. This means that the Unit Holder will incur **ONLY ONE MANAGEMENT FEE and ONLY AT THE FUND'S LEVEL** i.e. one point eight per cent (1.80%) per annum of the Net Asset Value.

In respect of **AGO**, a portion of this fee is paid to UOB Asset Management Ltd., Singapore. As **AGO** invests in units of UAGOF, any management fee charged to UAGOF by the UAGOF manager in relation to the Fund's investments in UAGOF will be fully refunded to this Fund. Accordingly, there is **NO DOUBLE CHARGING OF MANAGEMENT FEE**. This means that the Unit Holder will incur **ONLY ONE MANAGEMENT FEE and ONLY AT THE FUND'S LEVEL** i.e. one point eight per cent (1.80%) per annum of the Net Asset Value.

In respect of **GCF**, a portion of this fee is paid to UOB Asset Management Ltd., Singapore. As **GCF** invests in units of UGFF, any management fee charged to UGFF by the UGFF manager in relation to the Fund's investments in UGFF will be fully refunded to this Fund. Accordingly, there is **NO DOUBLE CHARGING OF MANAGEMENT FEE**. This means that the Unit Holder will incur **ONLY ONE MANAGEMENT FEE and ONLY AT THE FUND'S LEVEL** i.e. one point eight per cent (1.80%) per annum of the Net Asset Value.

In respect of **USFOCUS**, a portion of this fee is paid to Schroder Investment Management (Luxembourg) S.A. As **USFOCUS** invests in the shares of Schroder

INVESTORS ARE ADVISED TO READ AND UNDERSTAND THE CONTENTS OF THIS SUPPLEMENTARY MASTER PROSPECTUS DATED 31 MARCH 2015 WHICH IS TO BE READ TOGETHER WITH THE MASTER PROSPECTUS DATED 1 DECEMBER 2014.

ISF USSME, any management fee charged to Schroder ISF USSME by the Schroder ISF USSME manager in relation to the Fund's investments in Schroder ISF USSME will be fully refunded to this Fund. Accordingly, there is **NO DOUBLE CHARGING OF MANAGEMENT FEE**. This means that the Unit Holder will incur **ONLY ONE MANAGEMENT FEE and ONLY AT THE FUND'S LEVEL** i.e. one point eight per cent (1.80%) per annum of the Net Asset Value.

¹ The implementation of GST will be effective from 1 April 2015 at the rate of 6% and the fees or charges payable is exclusive of GST.

Illustration: Calculation of annual management fee

Assuming that the Net Asset Value (before deducting the Manager's fee and Trustee's fee) of a Fund for a particular day is RM105,000,000.00 and assuming the annual management fee is at the rate of one point five per cent (1.50%) per annum, the calculation of the annual management fee of the Fund is as follows:

$$\frac{\text{RM105,000,000.00} \times 1.50\%}{365 \text{ days}^*} = \text{RM4,315.07}$$

Add: GST¹ (6% of RM4,315.07) = RM258.90

Total management fee payable for that particular day = RM4,573.97

*Note: In the event of a leap year, the annual management fee will be divided by 366 days.

(b) Trustee's Fees

GEY ASPAC RESO GAF
GNS

The Trustee is entitled to a trustee fee¹ of up to zero point zero seven per cent (0.07%) per annum of the Net Asset Value calculated on a daily basis (excluding foreign custodian fee and charges) before deducting the Manager's and Trustee's fees for that particular day.

DRAGON AAA BIGCAP AGO
GCF ENERGY ASEAN USFOCUS

The Trustee is entitled to a trustee fee¹ of up to zero point zero eight per cent (0.08%) per annum of the Net Asset Value calculated on a daily basis (excluding foreign custodian fee and charges) before deducting the Manager's and Trustee's fees for that particular day.

INVESTORS ARE ADVISED TO READ AND UNDERSTAND THE CONTENTS OF THIS SUPPLEMENTARY MASTER PROSPECTUS DATED 31 MARCH 2015 WHICH IS TO BE READ TOGETHER WITH THE MASTER PROSPECTUS DATED 1 DECEMBER 2014.

AREF

The Trustee is entitled to a trustee fee¹ of zero point zero eight per cent (0.08%) per annum of the Net Asset Value calculated on a daily basis subject to a minimum of RM18,000 per annum before deducting the Manager's and Trustee's fees for that particular day.

¹ The implementation of GST will be effective from 1 April 2015 at the rate of 6% and the fees or charges payable is exclusive of GST.

Illustration: Calculation of annual trustee fee

Assuming that the Net Asset Value (before deducting the Manager's fee and Trustee's fee) of a Fund for a particular day is RM105,000,000.00 and assuming the trustee fee is at the rate of zero point zero seven per cent (0.07%) per annum, the calculation of the annual trustee fee of the Fund is as follows:

$$\frac{\text{RM105,000,000.00} \times 0.07\%}{365 \text{ days}^*} = \text{RM201.37}$$

Add: GST¹ (6% of RM201.37) = RM12.08

Total trustee fee payable for that particular day = RM213.45

*Note: In the event of a leap year, the annual trustee fee will be divided by 366 days.

- iv. Section 6.7 on page 343 of the Master Prospectus is hereby amended and replaced with the following:

6.7 Goods and Services Tax ("GST")

All fees and charges payable to the Manager and the Trustee are subject to any applicable taxes and/or duties (including but not limited to GST) as may be imposed by the government from time to time.

d. Chapter 7: Transaction Information

- i. Section 7.1.1 on page 344 of the Master Prospectus is hereby amended and replaced with the following:

7.1.1 Computation of Selling Price

GEY	ASPAC	RESO	GAF
GNS	DRAGON	AAA	BIGCAP
AGO	GCF	ENERGY	ASEAN
USFOCUS	AREF		

The Selling Price shall be the Net Asset Value per unit as at the next valuation point of the Fund's relevant Business Day after the request for units of a Fund is received by the Manager ("forward pricing"). A sales charge will be computed

INVESTORS ARE ADVISED TO READ AND UNDERSTAND THE CONTENTS OF THIS SUPPLEMENTARY MASTER PROSPECTUS DATED 31 MARCH 2015 WHICH IS TO BE READ TOGETHER WITH THE MASTER PROSPECTUS DATED 1 DECEMBER 2014.

separately based on the investment amount/purchase amount, net of bank charges (if any).

Illustration (Based on GEY)

Daily Net Asset Value	RM35,523,873.99
Units in circulation	78,010,000
Net Asset Value per unit	<u>RM35,523,873.99</u> 78,010,000
	= RM0.4554*

* Unit price is rounded to the nearest 4 decimal places.

Say, an investor makes an investment of RM10,000.00 at the Selling Price of RM0.4554 (which is the Net Asset Value per unit as at the next valuation point) and the distributor levies a sales charge of 5.26%, the investor will pay a total of RM10,557.56 as follows:

Investment amount	= RM	10,000.00
Add:		
Sales charge levied by the distributor @ 5.26%	= RM	526.00
GST ¹ (6% of RM526.00)	= RM	31.56
Total amount paid by the investor	= <u>RM</u>	<u>10,557.56</u>

The investor will be allotted with 21,958.72 units calculated as follows:

$$\text{Units allotted is calculated as } \frac{\text{RM10,000.00}}{\text{RM0.4554}} = 21,958.72 \text{ units}^{**}$$

** Units computed are rounded to the nearest 2 decimal places.

¹ The implementation of GST will be effective from 1 April 2015 at the rate of 6% and the fees or charges payable is exclusive of GST.

- ii. Illustration on cooling-off in section 7.2(b) on page 347 of the Master Prospectus is deleted.

3. Master Prospectus remains in full force subject to the amendments in the Supplementary Master Prospectus

Subject only to the variations herein contained and such other alterations as may be necessary to make the Master Prospectus consistent with this Supplementary Master Prospectus, the Master Prospectus shall remain in full force and effect and shall be read and construed and be enforceable as if the terms of this Supplementary Master Prospectus were inserted therein by way of addition or substitution as the case may be.

INVESTORS ARE ADVISED TO READ AND UNDERSTAND THE CONTENTS OF THIS SUPPLEMENTARY MASTER PROSPECTUS DATED 31 MARCH 2015 WHICH IS TO BE READ TOGETHER WITH THE MASTER PROSPECTUS DATED 1 DECEMBER 2014.

Individual Joint Corporate Staff Application

In compliance with the Capital Markets and Services Act 2007, this form should not be circulated unless accompanied by the relevant master prospectus(es)/ prospectus(es) and its supplementary(ies) (if any). Investor(s) should read and understand the contents of the relevant master prospectus(es)/ prospectus(es) and its supplementary(ies) if any before completing this form. Please complete in BLOCK LETTERS only, and tick(✓) where applicable. For 1st time Investor(s), this form is required to be completed.

PARTICULARS OF INDIVIDUAL APPLICANT / CORPORATE APPLICANT

You MUST be 18 years old and above as at the date of this application. Please provide a copy of your NRIC or Passport.

Name of Individual/ Corporate Applicant _____
 (as in NRIC/Passport No./Certificate of Incorporation)

NRIC No.(old)/Passport No./Company Registration No. _____ NRIC No. (new) _____ - _____ - _____

(To be completed if Individual Applicant)

Date of Birth (DD/MM/YYYY) _____ - _____ - _____ Country of Birth _____

Source of Income Employed (Permanent/Contract) Own business Savings/ Inheritance Others (please specify) _____

Employer's/Company's Name _____ Occupation/ Designation _____

Employer's/Company's Tel No. _____

Employer's/Company's Office In Malaysia Outside Malaysia (please specify) _____

Nature of Business of Applicant/ Applicant's Employer Financial/Banking/Investment Legal/Tax Telecommunications Hotel/ Restaurant Consultancy Government/ Government related Medical/Health/Science Education Real Estate/ Property Manufacturing Construction Others (please specify) _____

Marital Status Single Married Widowed Divorced No. of Dependants (please indicate if any) _____

Nationality Malaysian Others (please specify) _____ Sex Male Female

Bumiputera Status Yes No Race Malay Chinese Indian Others _____

Education Level Primary Secondary STPM / Diploma /PreU Degree Post Graduate Others _____

Annual Income Up to RM18,000 RM18,001 - RM36,000 RM36,001 - RM50,000 RM50,001 - RM96,000 RM96,001 - RM180,000 RM180,001 - RM240,000 RM240,001 and above

Mother's Maiden Name _____

Individual Applicant Email Address _____

By providing your email address to RHB Asset Management Sdn Bhd ("RHBAM"), you have consented to receive communications and/or information from RHBAM relating to your investment via email. Notices delivered via email to applicant are deemed sent and received on the date such email is sent.

(To be completed if Corporate Applicant)

Date of Incorporation (DD/MM/YYYY) _____ - _____ - _____ Country of Incorporation _____

Nature of Business Financial/Banking/Investment Legal/Tax Telecommunications Hotel/ Restaurant Consultancy Government/ Government related Medical/Health/Science Education Real Estate/ Property Manufacturing Construction Others (please specify) _____

Company Status Bumiputra Controlled Non-Bumiputra Controlled Non-Malaysian Controlled

Company Source of Income Disposal of non-core business/asset/investments Fund raising exercise such as right issue Cash in hand/surplus funds/working capital

Contact Person (1)

Designation _____ Department _____

Tel No. _____ ext _____ Fax No. _____

Office Email Address _____

Contact Person (2)

Designation _____ Department _____

Tel No. _____ ext _____ Fax No. _____

Office Email Address _____

Please refer to clause 4 of the Terms and Conditions to ascertain the documents required to be submitted with this application.

PARTICULARS OF JOINT INDIVIDUAL APPLICANT (not applicable for EPF Investment Scheme "EPF")

Name as in NRIC/Passport _____

NRIC No.(old)/Passport No./Birth Certificate No. _____ NRIC No. (new) _____ - _____ - _____

Date of Birth (DD/MM/YYYY) _____ - _____ - _____ Country of birth _____ Sex Male Female

Nationality Malaysian Others (please specify) _____ Bumiputera Status Yes No

Occupation _____ Relationship to Individual Applicant Parent Spouse Child Sibling Others _____

APPLICANT'S CONTACT DETAILS

Permanent Address _____

Post Code _____ Town / City _____ Country _____

State _____

Correspondence/ Mailing Address _____

(complete if different)

Post Code _____ Town / City _____ Country _____

State _____

Tel No. _____

Country Code _____ Area Code _____ Residence / House _____ ext _____ Mobile _____

Office _____ Fax No. _____

FOR UTC/DISTRIBUTOR USE ONLY

RHBAM/Distributor Branch Code/ Stamp _____ Name of Staff/ UTC/Distributor Staff/UTC Code _____ Signature of Staff/ UTC/Distributor FiMM Code _____

FOR OFFICE USE ONLY

Account No. _____ Trans. Sequence No. _____ Price of Transaction (RM/relevant currency) _____

INVESTMENT OBJECTIVE & EXPERIENCE

Investment Objective <input type="checkbox"/> Capital Growth <input type="checkbox"/> Regular Income <input type="checkbox"/> Capital Protection <input type="checkbox"/> Retirement <input type="checkbox"/> Education <input type="checkbox"/> Wealth Accumulation Investment Time Frame <input type="checkbox"/> Long Term (> 5 years) <input type="checkbox"/> Medium (3-5 years) <input type="checkbox"/> Short Term (< 3 years)	Investment Experience <input type="checkbox"/> Unit Trust _____ year(s) <input type="checkbox"/> Trading on Bursa Malaysia _____ year(s) <input type="checkbox"/> Futures / Options _____ year(s) <input type="checkbox"/> Others _____ year(s) <input type="checkbox"/> No experience
---	--

EXCHANGE CONTROL DECLARATION BY NON-MALAYSIAN RESIDENT(S)/REGISTERED ORGANISATION(S)

<input type="checkbox"/> I/We declare that I am/ we are non-Malaysian resident(s) and I am/ we are permanent resident(s) of _____ (Country)	<input type="checkbox"/> We declare that we are a non-Malaysian organisation and our organisation is incorporated in _____ (Country)
---	--

PARTICULARS OF INSURANCE (RHB-OSK EQUITY TRUST FUND ONLY)

Name of Beneficiary (as in NRIC/Passport/Birth Certificate) <table border="1" style="width: 100%; height: 40px; border-collapse: collapse;"></table>	
NRIC No.(old)/Passport No./Birth Certificate No. <table border="1" style="width: 100%; height: 20px; border-collapse: collapse;"></table>	NRIC No. (new) <table border="1" style="width: 100%; height: 20px; border-collapse: collapse;"></table>
Relation to Applicant <table border="1" style="width: 100%; height: 20px; border-collapse: collapse;"></table>	

DECLARATIONS AND SIGNATURES

INDIVIDUAL APPLICANT

- I/We acknowledge that I/We have received, read and understood the relevant Master Prospectus(es)/ Prospectus(es) for the Fund(s) to be invested in, the Terms and Conditions of this Form and I/We undertake to be bound by them for my/our initial and subsequent transactions with RHB Asset Management Sdn. Bhd. ("RHBAM").
- I/We acknowledge that I/We are aware of the fees and charges that I/We will incur directly or indirectly when investing in the Fund(s).
- I/We undertake to be bound by the provisions of the documents constituting the Fund(s) subscribed to as if I was/ We were a party thereto.
- I am/ We are 18 years old and above as at the date of this application. Copy/Copies of my/our NRIC/ Passport is/are enclosed.
- I/We do declare and represent that as at the date hereof, I/We am/are not an undischarged bankrupt nor has any petition for bankruptcy been filed against me/us.
- I/We declare that I am/ We are neither engaged in any unlawful activity nor are my/our monies obtained from any illegal source or related to any illegal activity.
- I/We declare that I am/ We are in compliance and undertake that I/We will comply with all applicable laws and regulations.
- I/We undertake to provide RHBAM with all information as it may require for the purpose of and in connection with completing the Account Application Form, including but not limited to, my/our information on financial position, condition or prospect.
- I/We acknowledge that I/We shall keep RHBAM informed of any change of my/our particulars as stated in this Account Application Form and/or of any material facts that will, direct or indirectly, affect my/our financial position(s), condition(s) or prospect(s).
- I/We undertake to provide such information and documents that RHBAM may reasonably require for the purpose of due diligence/ enhanced due diligence as required under the Anti-Money Laundering and Counter Financing Terrorism Act 2001 ("AMLCFTA").
- (For joint application only) In the absence of written explicit instructions, I/We acknowledge that instructions must be given by both of us.

CORPORATE APPLICANT

- I/We acknowledge that I/We have received, read and understood the relevant Master Prospectus(es)/ Prospectus(es) for the Fund(s) to be invested in, the Terms and Conditions of this Form and I/We undertake to be bound by them for my/our initial and subsequent transactions with RHB Asset Management Sdn. Bhd. ("RHBAM").
- I/We acknowledge that I/We are aware of the fees and charges that I/We will incur directly or indirectly when investing in the Fund(s).
- I/We undertake to be bound by the provisions of the documents constituting the Fund(s) subscribed to as if I was/ We were a party thereto.
- I/We do declare and represent that as at the date hereof, I/We am/are not an undischarged bankrupt nor has any petition for bankruptcy been filed against me/us.
- I am/ We are duly authorised officer(s) of the Corporation, and warrant that the Corporation has the power and capacity to enter into this agreement and undertake transactions involving the Fund(s). Attached is a certified true copy of the Corporation's list of authorised signatories.
- I/We, as directors(s) of the Corporation do hereby declare that the Corporation is a legally incorporated Corporation. Copy of my/our Certificate of Incorporation is enclosed.
- I/We, hereby declare and represent that as at this date, the Corporation is not wound up nor has there been any winding-up petition presented to the Corporation.
- I/We declare that I am/ We are neither engaged in any unlawful activity nor are my/our monies obtained from any illegal source or related to any illegal activity.
- I/We undertake to provide RHBAM with all information as it may require for the purpose of and in connection with completing the Account Application Form, including but not limited to, the Corporation and its group of companies' information on financial position, condition, operation, business or prospect.
- I/We acknowledge that I/We shall keep RHBAM informed of any change of the information stated in this Account Application Form and/or of any material facts that will, direct or indirectly, affect the Corporation and its group of companies' financial position, condition, operation, business or prospect.
- I/We undertake to provide such information and documents that RHBAM may reasonably require for the purpose of due diligence/ enhanced due diligence as required under the AMLCFTA.
- (Distribution Instruction as per Purchase/ Switch Form) Depending on the Fund invested and subject to each respective Fund's Master Prospectus(es)/ Prospectus(es), income distribution will either be reinvested into further units in the relevant fund or be paid out.
- I/We hereby declare and acknowledge that I/We have sole legal and proprietary right over all monies accompanying this application.
- I/We hereby agree to indemnify RHBAM against all actions, suits, proceedings, claims, damages and losses which may be suffered by RHBAM as a result of any inaccuracy of the declarations herein.
- We, the abovenamed authorised signatories and representatives for the Company, do declare and represent that as at the date hereof, no petition for winding-up has been filed against the Company nor any receiver has been appointed over any of its assets.

DECLARATION FOR PERSONAL DATA PROTECTION ACT 2010 (Applicable for Individual/Corporate Applicant)

- I/We shall fully comply with the provisions of the Personal Data Protection Act 2010 ("the Act") applicable to the processing of personal data as defined in the Act and specifically, that all necessary consents have been obtained from individuals whose personal data may be disclosed to RHBAM or its representatives ("Disclosed Data") in respect of such disclosure to and processing by RHBAM and its representatives and that I/We will always furnish RHBAM or its representatives with up-to-date Disclosed Data.
 - I/We shall procure any third party that processes Disclosed Data for or on behalf of me/us to agree in writing to the same terms that I/We agree in line with the Act and in this declaration.
 - I/We shall immediately notify RHBAM in the event of any claim or complaint from any data subject of Disclosed Data and/or where there has been an event of non-compliance with the Act by me/us, whether discovered by me/us or forming the subject of an investigation and/or action by the relevant Authority.
 - I/We shall indemnify RHBAM Banking Group against all proceedings, costs, expenses, liabilities or damages arising from my/our failure to comply with the Act with respect to Disclosed Data and the terms of this declaration. The remedies available to RHBAM contained in this clause are without prejudice to and in addition to any warranties, indemnities, remedy or other rights provided by law or any prior agreement.
 - Based on the above declaration, I/We undertake that this declaration shall not be assigned without RHBAM's prior written consent; will be binding upon my/our servants, agents, personal representatives, assigns and successor-at-law; will inure to the benefit of RHBAM and its successors and assigns; and shall supersede all prior representations, negotiations, arrangements, understandings or agreements and all other communications between RHBAM and me/us in connection with the processing and disclosure of Disclosed Data to RHBAM.
- No delay or omission by RHBAM in exercising any right under this declaration will operate as a waiver of that or any other right. The covenants set out in this declaration are separate and severable and enforceable accordingly and whilst the restrictions are considered by the parties to be reasonable in all the circumstances as at the date hereof, it is acknowledged that restrictions of such a nature may be invalid because of a change in circumstances or other unforeseen reasons and accordingly, if any restrictions shall be adjudged to be void or ineffective for whatever reason but would be adjudged to be valid and effective if part of the wording thereof were deleted or the periods thereof reduced, such modifications shall be applied as may be necessary to make them valid and effective.

INSTRUCTION FOR REDEMPTION PAYMENT (for joint applicants account only)

We would like to request the redemption payment to be issued in the name of :- **Please tick (✓) one**

<input type="checkbox"/> Applicant only	<input type="checkbox"/> Joint Applicant only	<input type="checkbox"/> All Applicants
---	---	---

ALL APPLICANTS MUST SIGN THIS FORM

Applicant / Authorised Signatory (ies) Date	Joint Applicant / Authorised Signatory (ies) Date	Company Stamp / Common Seal
<p style="text-align: right;">For Joint Application, please tick (✓) account operating mode for future transactions</p> <p> <input type="checkbox"/> Applicant Only <input type="checkbox"/> Joint Applicant Only <input type="checkbox"/> Either Applicant to sign <input type="checkbox"/> Both Applicants to sign </p>		

TERMS AND CONDITIONS

- | | | | | |
|--|--|---|--|--|
| <p>You are advised to read and understand the relevant Master Prospectus(es)/ Prospectus(es) and deed(s) which shall be made available upon request before investing in the fund(s).</p> <p>1. MINIMUM INVESTMENT</p> <ul style="list-style-type: none"> • Initial and subsequent investment must be for a minimum amount stated in the relevant Master Prospectus(es)/ Prospectus(es). <p>2. INDIVIDUAL APPLICANT</p> <ul style="list-style-type: none"> • Applicant must be 18 years old and above. • Please enclose a photocopy of your identity card or passport. | <p>3. JOINT INDIVIDUAL APPLICANT</p> <ul style="list-style-type: none"> • Please enclose a photocopy of your identity card or passport. • If aged 18 years old and above, he/she is also required to sign the application form. • In the case of death of a joint-holder, the surviving holder will be the only person recognised by the Manager and the Trustee as having any title to or interest in the units held. • In the absence of written explicit instructions, I/We acknowledge that instructions must be given by both of us. | <p>4. CORPORATE APPLICANT</p> <ul style="list-style-type: none"> • Please enclose a copy of the Memorandum and Articles of Association, Company's latest audited accounts, list of Authorised Signatories and Specimen Signatures. • For a corporation, the Common Seal or the Company stamp will have to be affixed. If the Company stamp is used, an Authorised Officer must sign and state his/her representative capacity. • Certified True Copy (by company secretary, if applicable) of the Board Resolution, Form 11, Form 9, Form 13 (if applicable), Form 24, Form 44, Form 49 and latest Annual Return. | <p>5. RIGHTS OF THE MANAGER</p> <p>The Manager reserves the right to accept or reject any application in whole or in part thereof and reject any Fund Application Form which is not completed in full and supported by the requested documents and payments.</p> <p>6. CUSTOMER CARE</p> <p>If you require further information or clarification, please contact our Customer Service for assistance.</p> | <p>All notices and other communications sent by or to the applicant shall be sent at the risk of the applicant. Unless due to willful default or negligence of the Manager, the Manager shall not be responsible for any inaccuracy, interruption, error, delay or failure in transmission or delivery of any notices via whatever means, or for any equipment failure or malfunction. The Manager shall not be liable for any direct or indirect consequential losses arising from the foregoing.</p> <p>The information that you have provided will be used strictly for our own purpose and shall not be shared with any other parties unless as required by law.</p> |
|--|--|---|--|--|



RHB ASSET MANAGEMENT SDN BHD 174588-X
 19th Floor, Plaza OSK, Jalan Ampang, 50450 Kuala Lumpur
 Tel:603-2164 3036 Fax:603-2164 0229/2715 0099
 Toll Free No:1-800-88-3175 Website:www.rhbgroup.com

PURCHASE / SWITCH FORM

Account No. _____

(for existing unit holders only)

Purchase Switch Staff Application

Please tick (✓) if this is staff purchase

In compliance with the Capital Markets and Services Act 2007, this form should not be circulated unless accompanied by the relevant master prospectus(es)/ prospectus(es) and supplementary(ies) (if any). Investor(s) should read and understand the contents of the relevant master prospectus(es)/ prospectus(es) and its supplementary(ies) if any before completing this form. Please complete in BLOCK LETTERS only, and tick(✓) where applicable. For 1st time investors, please fill up the application form to be submitted with this form.

INDIVIDUAL APPLICANT

Name of Individual Applicant _____

NRIC No. (new) _____ - _____ - _____

NRIC No.(old)/ Passport No. _____

Tel No. _____

Update (complete where applicable) Remain as previous application

Occupation/Designation _____

Education Level Primary Secondary STPM / Diploma /PreU Degree Post Graduate Others _____

Annual Income Up to RM18,000 RM18,001 - RM36,000 RM36,001 - RM50,000 RM50,001 - RM96,000

RM96,001 - RM180,000 RM180,001 - RM240,000 RM240,001 and above

Source of Income Employed (Permanent/Contract) Own business Savings / Inheritance Others (please specify) _____

Employer's/Company's Name _____

Employer's/Company's Tel No. _____

Employer's/Company's Office In Malaysia Outside Malaysia (please specify) _____

Nature of Business of Applicant/ Applicant's Employer Financial/Banking/Investment Legal/Tax Telecommunications Hotel/ Restaurant Consultancy Government/ Government related Medical/Health/Science Education Real Estate/ Property Manufacturing Construction Others (please specify) _____

JOINT INDIVIDUAL APPLICANT (not applicable for EPF)

Name as in NRIC/Passport _____

NRIC No. (new) : _____ - _____ - _____

NRIC No.(old)/ Passport No. _____

Tel No. _____

CORPORATE APPLICANT (not applicable for EPF)

Update on Corporation's documents Remain as previous application

Name of Company _____

Company Registration No _____

Name of Contact Person(s) _____

Tel No: _____ ext _____ Fax No. _____

INVESTMENT OBJECTIVE & EXPERIENCE

Investment Objective

Capital Growth Regular Income Capital Protection Retirement Education Wealth Accumulation

Investment Experience

Unit Trust _____ year(s) Trading on Bursa Malaysia _____ year(s)
 Futures / Options _____ year(s) Others _____ year(s)
 No experience

Investment Time Frame

Long Term (> 5 years) Medium (3-5 years) Short Term (< 3 years)

DETAILS OF INVESTMENT APPLICATION

Note: Select a Distribution Instruction only if this is an initial investment in the relevant Fund(s) of RHB Asset Management Sdn Bhd ("RHBAM") and only if applicable. Depending on the Fund invested and subject to each respective Fund's Master Prospectus(es)/ Prospectus(es), income distribution will either be reinvested into further units in the relevant fund or be paid out.

Fund Name	***Plan Type	** Currency	Amount	****No. of years 1 - 5	Investment Type	*Distribution Instruction (not applicable for EPF)
					<input type="checkbox"/> Initial <input type="checkbox"/> Additional <input type="checkbox"/> Standing Instruction	<input type="checkbox"/> Reinvest <input type="checkbox"/> Pay by cheque <input type="checkbox"/> *Credit into bank account
					<input type="checkbox"/> Initial <input type="checkbox"/> Additional <input type="checkbox"/> Standing Instruction	<input type="checkbox"/> Reinvest <input type="checkbox"/> Pay by cheque <input type="checkbox"/> *Credit into bank account
					<input type="checkbox"/> Initial <input type="checkbox"/> Additional <input type="checkbox"/> Standing Instruction	<input type="checkbox"/> Reinvest <input type="checkbox"/> Pay by cheque <input type="checkbox"/> *Credit into bank account
					<input type="checkbox"/> Initial <input type="checkbox"/> Additional <input type="checkbox"/> Standing Instruction	<input type="checkbox"/> Reinvest <input type="checkbox"/> Pay by cheque <input type="checkbox"/> *Credit into bank account
TOTAL						

* Account Details for income distribution to be credited:

** specify the currency acronym eg. RM etc

*** Note: C - Cash Plan
S - Savings Plan
E - EPF Plan

**** Applicable for Regular Savings Plan

Name of bank : _____
 Branch : _____
 Account No : _____ Type : Savings Current Multi Currency

Payment Mode for investment :

Cheque/Bank Draft (Bank _____ No. _____) (Payable to "RHB Asset Management Sdn Bhd")

EPF Investment Scheme ("EPF")

Cash Deposit, kindly indicate the bank account which you banked into:

Fund Name	Bank	Account No.
1 All Funds except for items 4 to 9 below	RHB	2-14129-00200777
2 All Funds except for items 4 to 9 below	Maybank	514011-592181
3 All Funds except for items 4 to 9 below	RHB Multi Currency (for foreign currencies)	6-14129-00007029
4 RHB-OSK Cash Management Fund 1	RHB	2-14129-0021227-9
5 RHB-OSK Islamic Cash Management Fund	RHB	2-64317-0000042-5
6 RHB-OSK Money Market Fund	RHB	2-14231-00039055
7 RHB-OSK Institutional Islamic Money Market Fund	RHB	2-14231-00039055
8 RHB-OSK Deposits Fund	RHB	2-14231-00039055
9 RHB-OSK Cash Management Fund 2	RHB	2-14231-00039055

Others _____

Notes to be read before completing this section:

• Cheque/bank draft should be crossed and made payable to "RHB ASSET MANAGEMENT SDN BHD" for all funds. You should write your full name and NRIC No. on the back of each cheque. The cheque(s)/ bank draft(s) must be attached with this Form.

• You may bank-in cash or arrange for a bank transfer into one of the accounts as stated herein. Please attach the bank-in slip or a copy of the Direct Transfer form with this Form. It must clearly state your name, NRIC No, amount remitted and the name of the Fund(s) you are investing into.

• If you are investing via Standing Instruction, kindly fill up the Standing Instruction Form of the relevant bank and attach it with this Form.

FOR UTC / DISTRIBUTOR USE ONLY

RHBAM/ Distributor Branch _____
 Code/ Stamp _____
 Name of Staff/ UTC/ Distributor _____
 Signature of Staff/ UTC/ Distributor _____
 Staff/UTC Code _____
 FIMM Code _____

FOR OFFICE USE ONLY

Account No. _____ Trans. Sequence No _____ Price of Transaction _____ Trans Price Date _____
 (RM/relevant currency)

DETAILS OF SWITCHING APPLICATION

Please ensure you maintain the minimum amount required in the original Fund as stated in the relevant Master Prospectus(es)/ Prospectus(es) and its Supplementary(ies).

SWITCH FROM

Fund Name	No. of Units
1.	
2.	
3.	
4.	
5.	

SWITCH TO

Fund Name	*Distribution Instruction (not applicable for EPF)		
1.	<input type="checkbox"/> Reinvest	<input type="checkbox"/> Pay by cheque	<input type="checkbox"/> *Credit into bank account
2.	<input type="checkbox"/> Reinvest	<input type="checkbox"/> Pay by cheque	<input type="checkbox"/> *Credit into bank account
3.	<input type="checkbox"/> Reinvest	<input type="checkbox"/> Pay by cheque	<input type="checkbox"/> *Credit into bank account
4.	<input type="checkbox"/> Reinvest	<input type="checkbox"/> Pay by cheque	<input type="checkbox"/> *Credit into bank account
5.	<input type="checkbox"/> Reinvest	<input type="checkbox"/> Pay by cheque	<input type="checkbox"/> *Credit into bank account

*Account Details for income distribution to be credited:

Name of bank : _____
 Branch : _____
 Account No : _____ Type : Savings Current Multi Currency

LOAN FINANCING RISK DISCLOSURE STATEMENT

Investing in an investment scheme with borrowed money is more risky than investing with your own savings. You should assess if loan financing is suitable for you in light of your objectives, attitude to risk and financing circumstances. You should be aware of the risk, which would include the following:-

- (i) The higher the margin of financing (that is, the amount of money you borrow for every Ringgit of your own money that you put in as deposit or down payment) the greater the loss or gain on your investment.
- (ii) You should assess whether you have the ability to service the repayments on the proposed loan. If your loan is a variable rate loan, and if interest rates rise, your total repayment amount will be increased.
- (iii) If unit prices fall beyond a certain level, you may be asked to provide additional acceptable collateral (where units are used as collateral) or pay additional amounts on top of your normal instalments. If you fail to comply within the prescribed time, your units may be sold towards the settlement of your loan.

- (iv) Returns on investment are not guaranteed and may not be earned evenly over time. This means that there may be some years where returns are high and other years where losses are incurred instead. Whether you eventually realise a gain or incur loss may be affected by the timing of the sale of your units. The value of units may fall just when you want your money back even though the investment may have done well in the past.

This brief statement cannot disclose all the risks and other aspects of loan financing. You should therefore carefully study the terms and conditions before you decide to take the loan. If you have doubts in respect of any aspect of this Risk Disclosure Statement or the terms of the loan financing, you should consult the institution offering the loan.

I / We acknowledge that I / We have read and understood the contents of the investment Loan Financing Risk Disclosure Statement. I / We do declare and represent that as at the date hereof, I / We am / are not an undischarged bankrupt nor has any petition for bankruptcy been filed against me/us. With the completion of this form, it constitutes that I have read, understood and agreed to be bound by the notes, terms and conditions stated in this form. I also accept and acknowledge that RHB Asset Management Sdn Bhd has absolute discretion to rely on facsimile confirmation from me and undertake to indemnify and hold harmless RHB Asset Management Sdn Bhd, its employees and agents at all costs, expenses, loss of liabilities, claims and demands arising out of this confirmation.

DECLARATIONS AND SIGNATURES

- I / We acknowledge that I / We have received, read and understood the relevant Master Prospectus(es)/ Prospectus for the Fund(s) to be invested in, the Terms and Conditions of this Form and I/We undertake to be bound by them for my / our initial and subsequent transactions with RHB Asset Management Sdn Bhd ("RHBAM").
- I/We undertake to be bound by the provisions of the documents constituting the Fund(s) subscribed to as if I was/We were a party thereto.
- I/We acknowledge that I/We are aware of the fees and charges that I/We will incur directly or indirectly when investing in the Fund(s).
- I/We hereby declare and acknowledge that I/We have sole legal and proprietary right over all monies accompanying this application.
- I/We hereby agree to indemnify RHBAM against all actions, suits, proceedings, claims, damages and losses which may be suffered by RHBAM as a result of any inaccuracy of the declarations herein.

ALL APPLICANTS MUST SIGN THIS FORM

Applicant / Authorised Signatory (ies) Date

Joint Applicant / Authorised Signatory (ies) Date

Company Stamp / Common Seal



RHB Asset Management Sdn Bhd (174588-X)

Head Office

19th Floor, Plaza OSK, Jalan Ampang,
50450 Kuala Lumpur, Malaysia

Tel: +603 2164 3036

Fax: +603 2164 4226

Hotline: 1-800-88-3175

www.rhbgroup.com

RHB OSK MASTER PROSPECTUS



MASTER PROSPECTUS

Constitution Date of the Funds:

RHB-OSK Global Equity Yield Fund	Master Deed dated 27 April 2004 as modified via its First Supplemental Master Deed dated 8 June 2004, Second Supplemental Master Deed dated 19 October 2005, Third Supplemental Master Deed dated 8 December 2005, Fourth Supplemental Master Deed dated 28 February 2006, Fifth Supplemental Master Deed dated 9 March 2006, Sixth Supplemental Master Deed dated 22 September 2006, Seventh Supplemental Master Deed dated 15 December 2006, Eighth Supplemental Master Deed dated 30 January 2007, Ninth Supplemental Master Deed dated 9 April 2007, Tenth Supplemental Master Deed dated 14 May 2007, Eleventh Supplemental Master Deed dated 15 May 2007, Twelfth Supplemental Master Deed dated 27 June 2007, Thirteenth Supplemental Master Deed dated 24 December 2007, Fourteenth Supplemental Master Deed dated 28 February 2013 and Fifteenth Supplemental Master Deed dated 4 September 2013.
RHB-OSK Asia Pacific Fund	
RHB-OSK Resources Fund	
RHB-OSK Global Allocation Fund	
RHB-OSK Global New Stars Fund	
RHB-OSK Golden Dragon Fund	
RHB-OSK Asia Active Allocation Fund	Deed dated 1 August 2007 as modified via its First Supplemental Deed dated 4 September 2013.
RHB-OSK Big Cap China Enterprise Fund	Deed dated 16 October 2007 as modified via its First Supplemental Deed dated 4 September 2013.
RHB-OSK Asian Growth Opportunities Fund	Deed dated 20 July 2007 as modified via its First Supplemental Deed dated 4 September 2013.
RHB-OSK Global Capital Fund	Deed dated 2 January 2008 as modified via its First Supplemental Deed dated 4 September 2013.
RHB-OSK Energy Fund	Deed dated 13 January 2009 as modified via its First Supplemental Deed dated 4 September 2013.
RHB-OSK ASEAN Fund	Deed dated 19 December 2007 as modified via its First Supplemental Deed dated 4 September 2013.
RHB-OSK US Focus Equity Fund	Deed dated 14 July 2010 as modified via its First Supplemental Deed dated 4 September 2013.
RHB-OSK Asian Real Estate Fund	Deed dated 14 June 2007 as modified via its First Supplemental Deed dated 4 September 2013.

Manager:
RHB Asset Management Sdn Bhd (174588-X)
(A member of RHB Banking Group)

Trustees:
HSBC (Malaysia) Trustee Berhad (1281-T)
(A member of the HSBC Group)
Maybank Trustees Berhad (5004-P)

This Master Prospectus is dated 1 December 2014 and expires on 30 November 2015.

INVESTORS ARE ADVISED TO READ AND UNDERSTAND THE CONTENTS OF THIS MASTER PROSPECTUS.

IF IN DOUBT, PLEASE CONSULT A PROFESSIONAL ADVISER.

FOR INFORMATION CONCERNING CERTAIN RISK FACTORS WHICH SHOULD BE CONSIDERED BY PROSPECTIVE INVESTORS, SEE "RISK FACTORS" COMMENCING ON PAGE 78.



www.rhbgroup.com

RHB Group @RHBGroup RHB Group

Dear investors,

We are pleased to offer you in this master prospectus our suite of foreign-centric unit trust funds comprising equity funds, equity/bond funds, feeder funds, and a fixed income fund. These Funds are invested either globally, regionally or in specific countries or are sectoral based.

This master prospectus encompasses the following fourteen (14) unit trust funds (“Fund(s)”):

1. RHB-OSK Global Equity Yield Fund;
2. RHB-OSK Asia Pacific Fund;
3. RHB-OSK Resources Fund;
4. RHB-OSK Global Allocation Fund;
5. RHB-OSK Global New Stars Fund;
6. RHB-OSK Golden Dragon Fund;
7. RHB-OSK Asia Active Allocation Fund;
8. RHB-OSK Big Cap China Enterprise Fund;
9. RHB-OSK Asian Growth Opportunities Fund;
10. RHB-OSK Global Capital Fund;
11. RHB-OSK Energy Fund;
12. RHB-OSK ASEAN Fund;
13. RHB-OSK US Focus Equity Fund; and
14. RHB-OSK Asian Real Estate Fund.

You may refer to the pages of Chapter 1: Key Data Section of the respective Funds for a brief overview of the objective and principal strategies of each Fund, the principal risks of investing in the Funds, profile of investors suitable to invest in each Fund and the fees and charges payable when investing in each Fund. Please refer to the remaining chapters for a complete understanding of these matters for each Fund.

We are changing the investment strategy of our RHB-OSK ASEAN Fund to adopt a thematic strategy, maintaining the primary focus in ASEAN with an opportunistic view of the Asian capital markets. This change will be **effective from 15 December 2014**. Please refer to the Fund’s new strategy under section 3.12.2 for further details.

The Funds will be made available to the investing public via our principal office and branches, our authorised sales agents and participating institutional distributors. For information on these participating distributors, please call our help-desk Free-Phone number: 1-800-88-3175 at any time during our office hours: Mondays through Fridays from 9.00 a.m. – 5.00 p.m. Alternatively, investors may e-mail your enquiries to rhbam@rhbgroup.com or visit our website, www.rhbgroup.com.

Yours sincerely,
RHB Asset Management Sdn Bhd



HO SENG YEE
Chief Executive Officer

Responsibility Statement

This master prospectus has been reviewed and approved by the directors of RHB Asset Management Sdn Bhd and they collectively and individually accept full responsibility for the accuracy of the information. Having made all reasonable enquiries, they confirm to the best of their knowledge and belief, that there are no false or misleading statements, or omission of other facts which would make any statement in this master prospectus false or misleading.

Statements of Disclaimer

The Securities Commission Malaysia has authorised the Funds and a copy of this master prospectus has been registered with the Securities Commission Malaysia.

The authorisation of the Funds, and registration of this master prospectus, should not be taken to indicate that the Securities Commission Malaysia recommends the said Funds or assumes responsibility for the correctness of any statement made, opinion expressed or report contained in this master prospectus.

The Securities Commission Malaysia is not liable for any non-disclosure on the part of the Management Company responsible for the said Funds and takes no responsibility for the contents in this master prospectus. The Securities Commission Malaysia makes no representation on the accuracy or completeness of this master prospectus, and expressly disclaims any liability whatsoever arising from, or in reliance upon, the whole or any part of its contents.

INVESTORS SHOULD RELY ON THEIR OWN EVALUATION TO ASSESS THE MERITS AND RISKS OF THE INVESTMENT. IF INVESTORS ARE UNABLE TO MAKE THEIR OWN EVALUATION, THEY ARE ADVISED TO CONSULT PROFESSIONAL ADVISERS.

Additional Statements

No units of the Funds will be issued or sold based on this master prospectus later than one (1) year after the date of this master prospectus.

Investors should note that they may seek recourse under the Capital Markets and Services Act 2007 for breaches of securities laws and regulations including any statement in this master prospectus that is false, misleading, or from which there is a material omission; or for any misleading or deceptive act in relation to this master prospectus or the conduct of any other person in relation to the Funds.

JPMCCI Energy Excess Return Index and the Contag Indices (collectively the “Indices”) General Disclaimer in respect of RHB-OSK Energy Fund

All information provided herein regarding the Indices, including without limitation the levels of the Indices, is provided for informational purposes only. Nothing herein shall be construed as a recommendation to adopt any investment strategy or as legal, tax, regulatory or accounting advice. The Indices are derived from sources that are considered reliable, but JPMorgan does not guarantee the veracity, completeness or accuracy of such sources on which the Indices relies and, as a consequence, the veracity, completeness, or accuracy of the Indices. No representation, warranty or condition, express or implied, statutory or otherwise, are given or duty or liability assumed by JPMorgan in respect of the suitability, fitness for purpose or appropriateness of the use of the Indices in connection with the Fund. For further details of the disclaimers in respect of the JPMCCI Energy Excess Return Index, please refer to www.jpmorgan.com/jpmcci and in the case of the Contag Indices, on:

- [http://www.jpmorgan.com/directdoc/Index_Rules_COMMANDER_JPM_Contag Beta Energy_Beta_Index_May_2012.pdf](http://www.jpmorgan.com/directdoc/Index_Rules_COMMANDER_JPM_Contag_Beta_Energy_Beta_Index_May_2012.pdf)
- [http://www.jpmorgan.com/directdoc/Index_Rules_COMMANDER_JPM_Contag Beta Energy_Alpha_Index_May_2012.pdf](http://www.jpmorgan.com/directdoc/Index_Rules_COMMANDER_JPM_Contag_Beta_Energy_Alpha_Index_May_2012.pdf)
- [http://www.jpmorgan.com/directdoc/Index_Rules_COMMANDER_JPM_Contag Beta Energy_AlphaBeta_Index_May_2012.pdf](http://www.jpmorgan.com/directdoc/Index_Rules_COMMANDER_JPM_Contag_Beta_Energy_AlphaBeta_Index_May_2012.pdf)

Swap Counterparty Disclaimer in respect of RHB-OSK Energy Fund

This master prospectus has not been prepared or approved by any entity in the JPMorgan group or any of its affiliates (together "JPMorgan"). Save for those disclosures to which JPMorgan have expressly consented for inclusion in this master prospectus, it does not assume any responsibility for the correctness of any statement made or opinion or report expressed in this master prospectus nor shall JPMorgan under any circumstances be liable whatsoever for any disclosure or non-disclosure on the part of the Management Company who is responsible for the Fund. JPMorgan takes no responsibility for the contents of this master prospectus and makes no representation as to the accuracy or completeness of the information contained herein except for those information in the master prospectus to which JPMorgan has consented to. The Fund is not a JPMorgan product and is not endorsed by JPMorgan and JPMorgan should not be taken to recommend the Fund. Investors must rely on their own evaluation to assess the merits and risks of the investment and should consult professional advisers as they deem necessary.

TABLE OF CONTENTS

	PAGE
DEFINITIONS	1
CORPORATE DIRECTORY	6
1. KEY DATA SECTION	9
1.1 KEY DATA SECTION OF RHB-OSK GLOBAL EQUITY YIELD FUND	9
1.1.1 GENERAL INFORMATION	9
1.1.2 FEES AND CHARGES	11
1.1.3 TRANSACTION DETAILS	12
1.1.4 OTHER INFORMATION	13
1.2 KEY DATA SECTION OF RHB-OSK ASIA PACIFIC FUND	14
1.2.1 GENERAL INFORMATION	14
1.2.2 FEES AND CHARGES	15
1.2.3 TRANSACTION DETAILS	16
1.2.4 OTHER INFORMATION	17
1.3 KEY DATA SECTION OF RHB-OSK RESOURCES FUND	18
1.3.1 GENERAL INFORMATION	18
1.3.2 FEES AND CHARGES	20
1.3.3 TRANSACTION DETAILS	21
1.3.4 OTHER INFORMATION	22
1.4 KEY DATA SECTION OF RHB-OSK GLOBAL ALLOCATION FUND	23
1.4.1 GENERAL INFORMATION	23
1.4.2 FEES AND CHARGES	25
1.4.3 TRANSACTION DETAILS	26
1.4.4 OTHER INFORMATION	27
1.5 KEY DATA SECTION OF RHB-OSK GLOBAL NEW STARS FUND	28
1.5.1 GENERAL INFORMATION	28
1.5.2 FEES AND CHARGES	30
1.5.3 TRANSACTION DETAILS	31
1.5.4 OTHER INFORMATION	32
1.6 KEY DATA SECTION OF RHB-OSK GOLDEN DRAGON FUND	33
1.6.1 GENERAL INFORMATION	33
1.6.2 FEES AND CHARGES	34
1.6.3 TRANSACTION DETAILS	35
1.6.4 OTHER INFORMATION	37
1.7 KEY DATA SECTION OF RHB-OSK ASIA ACTIVE ALLOCATION FUND	38
1.7.1 GENERAL INFORMATION	38

1.7.2	FEES AND CHARGES	41
1.7.3	TRANSACTION DETAILS	42
1.7.4	OTHER INFORMATION	43
1.8	KEY DATA SECTION OF RHB-OSK BIG CAP CHINA ENTERPRISE FUND	44
1.8.1	GENERAL INFORMATION	44
1.8.2	FEES AND CHARGES	45
1.8.3	TRANSACTIONS DETAILS.....	46
1.8.4	OTHER INFORMATION	47
1.9	KEY DATA SECTION OF RHB-OSK ASIAN GROWTH OPPORTUNITIES FUND.....	48
1.9.1	GENERAL INFORMATION	48
1.9.2	FEES AND CHARGES	50
1.9.3	TRANSACTION DETAILS	51
1.9.4	OTHER INFORMATION	52
1.10	KEY DATA SECTION OF RHB-OSK GLOBAL CAPITAL FUND	53
1.10.1	GENERAL INFORMATION	53
1.10.2	FEES AND CHARGES	55
1.10.3	TRANSACTION DETAILS	56
1.10.4	OTHER INFORMATION	57
1.11	KEY DATA SECTION OF RHB-OSK ENERGY FUND.....	58
1.11.1	GENERAL INFORMATION	58
1.11.2	FEES AND CHARGES	60
1.11.3	TRANSACTION DETAILS	61
1.11.4	OTHER INFORMATION	62
1.12	KEY DATA SECTION OF RHB-OSK ASEAN FUND	63
1.12.1	GENERAL INFORMATION	63
1.12.2	FEES AND CHARGES	65
1.12.3	TRANSACTION DETAILS	66
1.12.4	OTHER INFORMATION	67
1.13	KEY DATA SECTION OF RHB-OSK US FOCUS EQUITY FUND	68
1.13.1	GENERAL INFORMATION	68
1.13.2	FEES AND CHARGES	70
1.13.3	TRANSACTION DETAILS	71
1.13.4	OTHER INFORMATION	72
1.14	KEY DATA SECTION OF RHB-OSK ASIAN REAL ESTATE FUND	73
1.14.1	GENERAL INFORMATION	73
1.14.2	FEES AND CHARGES	75
1.14.3	TRANSACTION DETAILS	76
1.14.4	OTHER INFORMATION	77

2.	RISK FACTORS	78
2.1	GENERAL RISKS OF INVESTING IN UNIT TRUST FUNDS	78
2.2	SPECIFIC RISKS WHEN INVESTING IN THE FUNDS	82
3.	INFORMATION ON THE FUNDS	109
3.1	INFORMATION ON RHB-OSK GLOBAL EQUITY YIELD FUND	109
3.1.1	OBJECTIVE.....	109
3.1.2	STRATEGY	109
3.1.3	PERMITTED INVESTMENTS AND RESTRICTIONS.....	110
3.1.4	INVESTMENT IN SECURITIES NOT TRADED IN OR UNDER THE RULES OF AN ELIGIBLE MARKET (“UNLISTED SECURITIES”).....	112
3.1.5	COLLECTIVE INVESTMENT SCHEMES.....	112
3.1.6	FINANCIAL DERIVATIVES	112
3.1.7	STRUCTURED PRODUCTS.....	113
3.1.8	FOREIGN SECURITIES	113
3.1.9	LIQUID ASSETS	113
3.2	INFORMATION ON RHB-OSK ASIA PACIFIC FUND	114
3.2.1	OBJECTIVE.....	114
3.2.2	STRATEGY	114
3.2.3	PERMITTED INVESTMENT AND RESTRICTIONS	115
3.2.4	INVESTMENT IN SECURITIES NOT TRADED IN OR UNDER THE RULES OF AN ELIGIBLE MARKET (“UNLISTED SECURITIES”).....	116
3.2.5	COLLECTIVE INVESTMENT SCHEMES.....	117
3.2.6	FINANCIAL DERIVATIVES	117
3.2.7	STRUCTURED PRODUCTS.....	117
3.2.8	FOREIGN SECURITIES	117
3.2.9	LIQUID ASSETS	118
3.3	INFORMATION ON RHB-OSK RESOURCES FUND	119
3.3.1	OBJECTIVE.....	119
3.3.2	STRATEGY	119
3.3.3	PERMITTED INVESTMENTS AND RESTRICTIONS.....	120
3.3.4	INVESTMENT IN SECURITIES NOT TRADED IN OR UNDER THE RULES OF AN ELIGIBLE MARKET (“UNLISTED SECURITIES”).....	122
3.3.5	COLLECTIVE INVESTMENT SCHEMES.....	122
3.3.6	FINANCIAL DERIVATIVES	122
3.3.7	STRUCTURED PRODUCTS.....	122
3.3.8	FOREIGN SECURITIES	123
3.3.9	LIQUID ASSETS	123

3.4	INFORMATION ON RHB-OSK GLOBAL ALLOCATION FUND.....	124
3.4.1	OBJECTIVE.....	124
3.4.2	STRATEGY	124
3.4.3	PERMITTED INVESTMENTS AND RESTRICTIONS.....	125
3.4.4	COLLECTIVE INVESTMENT SCHEMES.....	125
3.4.5	FINANCIAL DERIVATIVES	125
3.4.6	FOREIGN SECURITIES	125
3.4.7	LIQUID ASSETS	125
3.4.8	INFORMATION ON BGF GLOBAL ALLOCATION FUND	126
3.5	INFORMATION ON RHB-OSK GLOBAL NEW STARS FUND.....	139
3.5.1	OBJECTIVE.....	139
3.5.2	STRATEGY	139
3.5.3	PERMITTED INVESTMENTS AND RESTRICTIONS.....	140
3.5.4	INVESTMENT IN SECURITIES NOT TRADED IN OR UNDER THE RULES OF AN ELIGIBLE MARKET (“UNLISTED SECURITIES”).....	142
3.5.5	COLLECTIVE INVESTMENT SCHEMES.....	142
3.5.6	FINANCIAL DERIVATIVES	142
3.5.7	STRUCTURED PRODUCTS.....	143
3.5.8	FOREIGN SECURITIES	143
3.5.9	LIQUID ASSETS	143
3.6	INFORMATION ON RHB-OSK GOLDEN DRAGON FUND.....	144
3.6.1	OBJECTIVE.....	144
3.6.2	STRATEGY	144
3.6.3	PERMITTED INVESTMENTS AND RESTRICTIONS.....	146
3.6.4	INVESTMENT IN SECURITIES NOT TRADED IN OR UNDER THE RULES OF AN ELIGIBLE MARKET (“UNLISTED SECURITIES”).....	147
3.6.5	COLLECTIVE INVESTMENT SCHEMES.....	148
3.6.6	FINANCIAL DERIVATIVES	148
3.6.7	STRUCTURED PRODUCTS.....	148
3.6.8	FOREIGN SECURITIES	148
3.6.9	LIQUID ASSETS	149
3.7	INFORMATION ON RHB-OSK ASIA ACTIVE ALLOCATION FUND	150
3.7.1	OBJECTIVE.....	150
3.7.2	STRATEGY	150
3.7.3	PERMITTED INVESTMENTS AND RESTRICTIONS.....	153
3.7.4	INVESTMENT IN SECURITIES NOT TRADED IN OR UNDER THE RULES OF AN ELIGIBLE MARKET (“UNLISTED SECURITIES”).....	154
3.7.5	COLLECTIVE INVESTMENT SCHEMES.....	155

3.7.6	FINANCIAL DERIVATIVES	155
3.7.7	STRUCTURED PRODUCTS.....	155
3.7.8	FOREIGN SECURITIES	155
3.7.9	LIQUID ASSETS	156
3.8	INFORMATION ON RHB-OSK BIG CAP CHINA ENTERPRISE FUND	157
3.8.1	OBJECTIVE.....	157
3.8.2	EXTERNAL INVESTMENT MANAGER	157
3.8.3	STRATEGY	157
3.8.4	PERMITTED INVESTMENTS AND RESTRICTIONS.....	158
3.8.5	INVESTMENT IN SECURITIES NOT TRADED IN OR UNDER THE RULES OF AN ELIGIBLE MARKET (“UNLISTED SECURITIES”).....	160
3.8.6	COLLECTIVE INVESTMENT SCHEMES.....	160
3.8.7	FINANCIAL DERIVATIVES	160
3.8.8	STRUCTURED PRODUCTS.....	161
3.8.9	FOREIGN SECURITIES	161
3.8.10	LIQUID ASSETS	161
3.9	INFORMATION ON RHB-OSK ASIAN GROWTH OPPORTUNITIES FUND.....	162
3.9.1	OBJECTIVE.....	162
3.9.2	STRATEGY	162
3.9.3	PERMITTED INVESTMENTS AND RESTRICTIONS.....	163
3.9.4	COLLECTIVE INVESTMENT SCHEMES.....	163
3.9.5	FINANCIAL DERIVATIVES	163
3.9.6	FOREIGN SECURITIES	163
3.9.7	LIQUID ASSETS	164
3.9.8	INFORMATION ON UNITED ASIAN GROWTH OPPORTUNITIES FUND.....	164
3.10	INFORMATION ON RHB-OSK GLOBAL CAPITAL FUND.....	184
3.10.1	OBJECTIVE.....	184
3.10.2	STRATEGY	184
3.10.3	PERMITTED INVESTMENTS AND RESTRICTIONS.....	185
3.10.4	COLLECTIVE INVESTMENT SCHEMES.....	185
3.10.5	FINANCIAL DERIVATIVES	185
3.10.6	FOREIGN SECURITIES	185
3.10.7	LIQUID ASSETS	185
3.10.8	INFORMATION ON UNITED GLOBAL FINANCIALS FUND (FORMERLY KNOWN AS UNITED GLOBAL CAPITAL FUND).....	186
3.11	INFORMATION ON RHB-OSK ENERGY FUND.....	210
3.11.1	OBJECTIVE.....	210
3.11.2	STRATEGY	210

3.11.3	PERMITTED INVESTMENTS AND RESTRICTIONS.....	223
3.11.4	COLLECTIVE INVESTMENT SCHEMES.....	224
3.11.5	FINANCIAL DERIVATIVES.....	225
3.11.6	STRUCTURED PRODUCTS.....	225
3.11.7	FOREIGN SECURITIES.....	225
3.11.8	LIQUID ASSETS.....	225
3.11.9	ADDITIONAL INFORMATION ON THE COMPONENT CONTAG INDEX.....	226
3.12	INFORMATION ON RHB-OSK ASEAN FUND.....	234
3.12.1	OBJECTIVE.....	234
3.12.2	STRATEGY.....	234
3.12.3	PERMITTED INVESTMENTS AND RESTRICTIONS.....	237
3.12.4	INVESTMENT IN SECURITIES NOT TRADED IN OR UNDER THE RULES OF AN ELIGIBLE MARKET (“UNLISTED SECURITIES”).....	239
3.12.5	COLLECTIVE INVESTMENT SCHEMES.....	239
3.12.6	FINANCIAL DERIVATIVES.....	239
3.12.7	FOREIGN SECURITIES.....	240
3.12.8	LIQUID ASSETS.....	240
3.13	INFORMATION ON RHB-OSK US FOCUS EQUITY FUND.....	241
3.13.1	OBJECTIVE.....	241
3.13.2	STRATEGY.....	241
3.13.3	PERMITTED INVESTMENTS AND RESTRICTIONS.....	242
3.13.4	COLLECTIVE INVESTMENT SCHEMES.....	242
3.13.5	FINANCIAL DERIVATIVES.....	242
3.13.6	FOREIGN SECURITIES.....	243
3.13.7	LIQUID ASSETS.....	243
3.13.8	INFORMATION ON SCHRODER ISF USSME.....	243
3.14	INFORMATION ON RHB-OSK ASIAN REAL ESTATE FUND.....	255
3.14.1	OBJECTIVE.....	255
3.14.2	STRATEGY.....	255
3.14.3	PERMITTED INVESTMENTS AND RESTRICTIONS.....	256
3.14.4	INVESTMENT IN SECURITIES NOT TRADED IN OR UNDER THE RULES OF AN ELIGIBLE MARKET (“UNLISTED SECURITIES”).....	258
3.14.5	COLLECTIVE INVESTMENT SCHEMES.....	258
3.14.6	FINANCIAL DERIVATIVES.....	258
3.14.7	STRUCTURED PRODUCTS.....	259
3.14.8	FOREIGN SECURITIES.....	259
3.14.9	LIQUID ASSETS.....	259
3.15	GENERAL INFORMATION.....	260

3.15.1	INVESTMENT PHILOSOPHY	260
3.15.2	INVESTMENT APPROACH.....	261
3.15.3	FUND BUSINESS DAY	265
3.15.4	VALUATION OF ASSETS.....	267
4.	PERFORMANCE OF THE FUNDS	270
4.1	PERFORMANCE OF RHB-OSK GLOBAL EQUITY YIELD FUND.....	270
4.1.1	AVERAGE TOTAL RETURNS OF THE FUND	270
4.1.2	ANNUAL TOTAL RETURNS OF THE FUND.....	271
4.1.3	DISTRIBUTION RECORD.....	272
4.1.4	PORTFOLIO TURNOVER RATIO (PTR).....	272
4.1.5	ASSET ALLOCATION.....	272
4.2	PERFORMANCE OF RHB-OSK ASIA PACIFIC FUND.....	273
4.2.1	AVERAGE TOTAL RETURNS OF THE FUND	273
4.2.2	ANNUAL TOTAL RETURNS OF THE FUND.....	274
4.2.3	DISTRIBUTION RECORD.....	275
4.2.4	PORTFOLIO TURNOVER RATIO (PTR).....	275
4.2.5	ASSET ALLOCATION.....	275
4.3	PERFORMANCE OF RHB-OSK RESOURCES FUND.....	276
4.3.1	AVERAGE TOTAL RETURNS OF THE FUND	276
4.3.2	ANNUAL TOTAL RETURNS OF THE FUND.....	277
4.3.3	DISTRIBUTION RECORD.....	278
4.3.4	PORTFOLIO TURNOVER RATIO (PTR).....	278
4.3.5	ASSET ALLOCATION.....	279
4.4	PERFORMANCE OF RHB-OSK GLOBAL ALLOCATION FUND.....	280
4.4.1	AVERAGE TOTAL RETURNS OF THE FUND	280
4.4.2	ANNUAL TOTAL RETURNS OF THE FUND.....	281
4.4.3	DISTRIBUTION RECORD.....	282
4.4.4	PORTFOLIO TURNOVER RATIO (PTR).....	282
4.4.5	ASSET ALLOCATION.....	282
4.5	PERFORMANCE OF RHB-OSK GLOBAL NEW STARS FUND	283
4.5.1	AVERAGE TOTAL RETURNS OF THE FUND	283
4.5.2	ANNUAL TOTAL RETURNS OF THE FUND.....	284
4.5.3	DISTRIBUTION RECORD.....	285
4.5.4	PORTFOLIO TURNOVER RATIO (PTR).....	285
4.5.5	ASSET ALLOCATION.....	285
4.6	PERFORMANCE OF RHB-OSK GOLDEN DRAGON FUND.....	286
4.6.1	AVERAGE TOTAL RETURNS OF THE FUND	286

4.6.2	ANNUAL TOTAL RETURNS OF THE FUND.....	287
4.6.3	DISTRIBUTION RECORD.....	288
4.6.4	PORTFOLIO TURNOVER RATIO (PTR).....	288
4.6.5	ASSET ALLOCATION.....	288
4.7	PERFORMANCE OF RHB-OSK ASIA ACTIVE ALLOCATION FUND.....	289
4.7.1	AVERAGE TOTAL RETURNS OF THE FUND.....	289
4.7.2	ANNUAL TOTAL RETURNS OF THE FUND.....	290
4.7.3	DISTRIBUTION RECORD.....	291
4.7.4	PORTFOLIO TURNOVER RATIO (PTR).....	291
4.7.5	ASSET ALLOCATION.....	292
4.8	PERFORMANCE OF RHB-OSK BIG CAP CHINA ENTERPRISE FUND.....	293
4.8.1	AVERAGE TOTAL RETURNS OF THE FUND.....	293
4.8.2	ANNUAL TOTAL RETURNS OF THE FUND.....	294
4.8.3	DISTRIBUTION RECORD.....	294
4.8.4	PORTFOLIO TURNOVER RATIO (PTR).....	295
4.8.5	ASSET ALLOCATION.....	295
4.9	PERFORMANCE OF RHB-OSK ASIAN GROWTH OPPORTUNITIES FUND.....	296
4.9.1	AVERAGE TOTAL RETURNS OF THE FUND.....	296
4.9.2	ANNUAL TOTAL RETURNS OF THE FUND.....	297
4.9.3	DISTRIBUTION RECORD.....	298
4.9.4	PORTFOLIO TURNOVER RATIO (PTR).....	298
4.9.5	ASSET ALLOCATION.....	298
4.10	PERFORMANCE OF RHB-OSK GLOBAL CAPITAL FUND.....	299
4.10.1	AVERAGE TOTAL RETURNS OF THE FUND.....	299
4.10.2	ANNUAL TOTAL RETURNS OF THE FUND.....	300
4.10.3	DISTRIBUTION RECORD.....	300
4.10.4	PORTFOLIO TURNOVER RATIO (PTR).....	301
4.10.5	ASSET ALLOCATION.....	301
4.11	PERFORMANCE OF RHB-OSK ENERGY FUND.....	302
4.11.1	AVERAGE TOTAL RETURNS OF THE FUND.....	302
4.11.2	ANNUAL TOTAL RETURNS OF THE FUND.....	303
4.11.3	DISTRIBUTION RECORD.....	304
4.11.4	PORTFOLIO TURNOVER RATIO (PTR).....	304
4.11.5	ASSET ALLOCATION.....	304
4.12	PERFORMANCE OF RHB-OSK ASEAN FUND.....	305
4.12.1	AVERAGE TOTAL RETURNS OF THE FUND.....	305
4.12.2	ANNUAL TOTAL RETURNS OF THE FUND.....	306
4.12.3	DISTRIBUTION RECORD.....	306

4.12.4	PORTFOLIO TURNOVER RATIO (PTR)	307
4.12.5	ASSET ALLOCATION	307
4.13	PERFORMANCE OF RHB-OSK US FOCUS EQUITY FUND	308
4.13.1	AVERAGE TOTAL RETURNS OF THE FUND	308
4.13.2	ANNUAL TOTAL RETURNS OF THE FUND	309
4.13.3	DISTRIBUTION RECORD	309
4.13.4	PORTFOLIO TURNOVER RATIO (PTR)	309
4.13.5	ASSET ALLOCATION	310
4.14	PERFORMANCE OF RHB-OSK ASIAN REAL ESTATE FUND	311
4.14.1	AVERAGE TOTAL RETURNS OF THIS FUND	311
4.14.2	ANNUAL TOTAL RETURNS OF THIS FUND	312
4.14.3	DISTRIBUTION RECORD	312
4.14.4	PORTFOLIO TURNOVER RATIO (PTR)	313
4.14.5	ASSET ALLOCATION	313
5.	HISTORICAL FINANCIAL HIGHLIGHTS OF THE FUNDS	314
5.1	RHB-OSK GLOBAL EQUITY YIELD FUND	314
5.1.1	AUDITED INCOME STATEMENT	314
5.1.2	AUDITED STATEMENT OF ASSETS AND LIABILITIES	314
5.1.3	TOTAL EQUITY/NAV ATTRIBUTABLE TO UNIT HOLDERS	314
5.2	RHB-OSK ASIA PACIFIC FUND	315
5.2.1	AUDITED INCOME STATEMENT	315
5.2.2	AUDITED STATEMENT OF ASSETS AND LIABILITIES	315
5.2.3	TOTAL EQUITY/NAV ATTRIBUTABLE TO UNIT HOLDERS	315
5.3	RHB-OSK RESOURCES FUND	316
5.3.1	AUDITED INCOME STATEMENT	316
5.3.2	AUDITED STATEMENT OF ASSETS AND LIABILITIES	316
5.3.3	TOTAL EQUITY/NAV ATTRIBUTABLE TO UNIT HOLDERS	316
5.4	RHB-OSK GLOBAL ALLOCATION FUND	317
5.4.1	AUDITED INCOME STATEMENT	317
5.4.2	AUDITED STATEMENT OF ASSETS AND LIABILITIES	317
5.4.3	TOTAL EQUITY/NAV ATTRIBUTABLE TO UNIT HOLDERS	317
5.5	RHB-OSK GLOBAL NEW STARS FUND	318
5.5.1	AUDITED INCOME STATEMENT	318
5.5.2	AUDITED STATEMENT OF ASSETS AND LIABILITIES	318
5.5.3	TOTAL EQUITY/NAV ATTRIBUTABLE TO UNIT HOLDERS	318
5.6	RHB-OSK GOLDEN DRAGON FUND	319
5.6.1	AUDITED INCOME STATEMENT	319

5.6.2	AUDITED STATEMENT OF ASSETS AND LIABILITIES	319
5.6.3	TOTAL EQUITY/NAV ATTRIBUTABLE TO UNIT HOLDERS	319
5.7	RHB-OSK ASIA ACTIVE ALLOCATION FUND	320
5.7.1	AUDITED INCOME STATEMENT.....	320
5.7.2	AUDITED STATEMENT OF ASSETS AND LIABILITIES	320
5.7.3	TOTAL EQUITY/NAV ATTRIBUTABLE TO UNIT HOLDERS	320
5.8	RHB-OSK BIG CAP CHINA ENTERPRISE FUND	321
5.8.1	AUDITED INCOME STATEMENT.....	321
5.8.2	AUDITED STATEMENT OF ASSETS AND LIABILITIES	321
5.8.3	TOTAL EQUITY/NAV ATTRIBUTABLE TO UNIT HOLDERS	321
5.9	RHB-OSK ASIAN GROWTH OPPORTUNITIES FUND.....	322
5.9.1	AUDITED INCOME STATEMENT.....	322
5.9.2	AUDITED STATEMENT OF ASSETS AND LIABILITIES	322
5.9.3	TOTAL EQUITY/NAV ATTRIBUTABLE TO UNIT HOLDERS	322
5.10	RHB-OSK GLOBAL CAPITAL FUND.....	323
5.10.1	AUDITED INCOME STATEMENT.....	323
5.10.2	AUDITED STATEMENT OF ASSETS AND LIABILITIES	323
5.10.3	TOTAL EQUITY/NAV ATTRIBUTABLE TO UNIT HOLDERS	323
5.11	RHB-OSK ENERGY FUND.....	324
5.11.1	AUDITED INCOME STATEMENT.....	324
5.11.2	AUDITED STATEMENT OF ASSETS AND LIABILITIES	324
5.11.3	TOTAL EQUITY/NAV ATTRIBUTABLE TO UNIT HOLDERS	324
5.12	RHB-OSK ASEAN FUND	325
5.12.1	AUDITED INCOME STATEMENT.....	325
5.12.2	AUDITED STATEMENT OF ASSETS AND LIABILITIES	325
5.12.3	TOTAL EQUITY/NAV ATTRIBUTABLE TO UNIT HOLDERS	325
5.13	RHB-OSK US FOCUS EQUITY FUND.....	326
5.13.1	AUDITED INCOME STATEMENT.....	326
5.13.2	AUDITED STATEMENT OF ASSETS AND LIABILITIES	326
5.13.3	TOTAL EQUITY/NAV ATTRIBUTABLE TO UNIT HOLDERS	326
5.14	RHB-OSK ASIAN REAL ESTATE FUND.....	327
5.14.1	AUDITED INCOME STATEMENT.....	327
5.14.2	AUDITED STATEMENT OF ASSETS AND LIABILITIES	327
5.14.3	TOTAL EQUITY/NAV ATTRIBUTABLE TO UNIT HOLDERS	327
6.	FEES, CHARGES AND EXPENSES.....	328
6.1	CHARGES	328
6.2	FEES AND EXPENSES	333

6.3	REDUCTION OR WAIVER OF FEES AND CHARGES	338
6.4	TOTAL ANNUAL EXPENSES INCURRED BY THE FUND IN THE PRECEDING FINANCIAL YEAR	338
6.5	MANAGEMENT EXPENSE RATIO OF THE FUND FOR THE PAST THREE (3) FINANCIAL YEARS (WHERE APPLICABLE)	341
6.6	POLICY ON REBATES AND SOFT COMMISSIONS.....	343
6.7	GOOD AND SERVICES TAX (“GST”)	343
7.	TRANSACTION INFORMATION.....	344
7.1	PRICING	344
7.1.1	COMPUTATION OF SELLING PRICE	344
7.1.2	COMPUTATION OF REPURCHASE PRICE	345
7.1.3	PRICING ERROR POLICY	345
7.2	TRANSACTION DETAILS.....	346
7.3	MODE OF DISTRIBUTION	349
7.4	ADDITIONAL INFORMATION	349
7.4.1	ANTI - MONEY LAUNDERING POLICY	349
7.4.2	MATERIAL CONTRACTS	350
8.	SALIENT TERMS OF THE DEED	351
8.1	RIGHTS AND LIABILITIES OF UNIT HOLDERS	351
8.1.1	RECOGNITION OF UNIT HOLDERS	351
8.1.2	RIGHTS OF UNIT HOLDERS	351
8.1.3	LIABILITIES OF UNIT HOLDERS.....	352
8.2	FEES, CHARGES, AND EXPENSES PERMITTED BY THE DEED	352
8.2.1	SALES CHARGE AND REPURCHASE CHARGE	352
8.2.2	MAXIMUM ANNUAL MANAGEMENT FEE	353
8.2.3	MAXIMUM ANNUAL TRUSTEE FEE	354
8.2.4	INCREASE IN FEES AND CHARGES.....	355
8.2.5	OTHER PERMITTED EXPENSES OF THE FUND	355
8.3	REMOVAL, REPLACEMENT, AND RETIREMENT OF THE MANAGER AND TRUSTEE.....	355
8.3.1	REMOVAL AND REPLACEMENT OF THE MANAGER.....	355
8.3.2	RETIREMENT OF THE MANAGER	356
8.3.3	REMOVAL AND REPLACEMENT OF THE TRUSTEE.....	356
8.3.4	RETIREMENT OF THE TRUSTEE	356
8.4	TERMINATION OF THE FUNDS	357
8.5	UNIT HOLDERS MEETING (“MEETING”).....	357
8.5.1	QUORUM.....	357

8.5.2	MANNER OF VOTING AND RESOLUTION	357
9.	THE MANAGEMENT AND ADMINISTRATION OF THE FUNDS.....	359
9.1	THE MANAGER	359
9.2	BOARD OF DIRECTORS.....	359
9.3	KEY PERSONNEL.....	361
9.4	FUNDS UNDER THE MANAGEMENT OF THE MANAGER	362
9.5	SUMMARY OF FINANCIAL POSITION OF THE MANAGER.....	364
9.6	FUNCTIONS OF THE MANAGER	364
9.7	THE INVESTMENT COMMITTEE.....	365
9.8	THE INVESTMENT TEAM.....	366
9.9	MANAGER’S DISCLOSURE OF MATERIAL LITIGATION	366
9.10	THE EXTERNAL INVESTMENT MANAGER.....	366
9.11	MANAGER’S DELEGATES	368
10.	THE TRUSTEE OF THE FUNDS.....	370
10.1	HSBC (MALAYSIA) TRUSTEE BERHAD.....	370
10.1.1	FINANCIAL POSITION	370
10.1.2	EXPERIENCE IN TRUSTEE BUSINESS.....	370
10.1.3	BOARD OF DIRECTORS	370
10.1.4	PROFILE OF KEY PERSONNEL	370
10.1.5	DUTIES AND RESPONSIBILITIES OF THE TRUSTEE.....	371
10.1.6	TRUSTEE’S STATEMENT OF RESPONSIBILITY	371
10.1.7	ANTI-MONEY LAUNDERING AND ANTI-TERRORISM FINANCING PROVISIONS	371
10.1.8	STATEMENT OF DISCLAIMER	371
10.1.9	TRUSTEE’S DISCLOSURE OF MATERIAL LITIGATION	371
10.1.10	CONSENT TO DISCLOSURE	372
10.1.11	TRUSTEE’S DELEGATE.....	372
10.2	MAYBANK TRUSTEES BERHAD	373
10.2.1	FINANCIAL POSITION	373
10.2.2	EXPERIENCE IN TRUSTEE BUSINESS.....	373
10.2.3	BOARD OF DIRECTORS	373
10.2.4	KEY PERSONNEL.....	373
10.2.5	DUTIES AND RESPONSIBILITIES OF THE TRUSTEE.....	374
10.2.6	DELEGATES OF THE TRUSTEE.....	374
10.2.7	TRUSTEE’S STATEMENT OF RESPONSIBILITY	375
10.2.8	MATERIAL LITIGATION AND ARBITRATION	375
11.	RELATED-PARTY TRANSACTION AND CONFLICT OF INTEREST.....	377

12.	TAX ADVISER'S LETTER ON THE TAXATION OF THE FUNDS AND UNIT HOLDERS.....	379
13.	EXPERTS' REPORT.....	383
14.	CONSENT.....	384
15.	APPROVAL AND CONDITIONS	385
16.	DOCUMENTS AVAILABLE FOR INSPECTION	386
	DIRECTORY OF OUTLETS FOR PURCHASE AND SALE OF UNITS	387
	APPLICATION FORM & UNIT TRUST LOAN FINANCING RISK DISCLOSURE STATEMENT	

DEFINITIONS

In this master prospectus, the following abbreviations or words shall have the following meanings unless otherwise stated:

BGF	BlackRock Global Funds (BGF).
BGF-GAF	BGF Global Allocation Fund.
BMSB	Bursa Malaysia Securities Berhad.
Bursa Malaysia	The stock exchange managed and operated by BMSB.
Business Day	<p>In relation to GEY, ASPAC, RESO, DRAGON, AAA, BIGCAP, ASEAN and AREF: A day in which BMSB / Bursa Malaysia and the foreign markets* are open for trading.</p> <p>* foreign markets in which investments of the Fund having in aggregate values amounting to at least 50% of the Fund's Net Asset Value are invested therein.</p> <p>In relation to GAF: A day in which the BMSB is open for trading and</p> <ol style="list-style-type: none">(i) a day which is a business day in Hong Kong (i.e. a day other than Saturdays, Sundays and public holidays); and(ii) a day which is a business day in Luxembourg for banks and the Luxembourg stock exchange, and such other days as the directors of BGF may decide. <p>In relation to GNS: A day in which the BMSB is open for trading and a day on which the foreign markets* are open for trading.</p> <p>* foreign markets in which investments of the Fund having in aggregate values amounting to at least 50% of the Fund's Net Asset Value are invested therein.</p> <p>In relation to AGO: A day in which the Bursa Malaysia is open for trading and</p> <ol style="list-style-type: none">(i) a day which is a business day in Singapore (i.e. a day other than Saturdays, Sundays and public holidays); and(ii) a day which is a dealing day as defined in the prevailing prospectus of the United Asian Growth Opportunities Fund. <p>In relation to GCF: A day in which the Bursa Malaysia is open for trading and</p> <ol style="list-style-type: none">(i) a day which is a business day in Singapore (i.e. a day other than Saturdays, Sundays and public holidays); and(ii) a day which is a dealing day as defined in the prevailing prospectus of the United Global Financials Fund (formerly known as United Global Capital Fund). <p>In relation to ENERGY: A day (other than Saturdays, Sundays and public holidays) in which:</p> <ol style="list-style-type: none">(i) Bursa Malaysia is open for trading; and(ii) the banks in Kuala Lumpur, London, New York and Hong Kong are open for trading or business as the case may be.

In relation to US FOCUS:

A day in which the Bursa Malaysia is open for trading and a day which is a business day in New York and Luxembourg (i.e. a day other than Saturdays, Sundays, public holidays and any day determined to be a non-business day by the managers of the target fund, the Schroder International Selection Fund US Small & Mid-Cap Equity).

Commencement Date

The date of the first prospectus for all the Funds.

Deed

RHB-OSK Global Equity Yield Fund, RHB-OSK Asia Pacific Fund, RHB-OSK Resources Fund, RHB-OSK Global Allocation Fund, RHB-OSK Global New Stars Fund and RHB-OSK Golden Dragon Fund

Master deed dated 27 April 2004 as modified via its first supplemental master deed dated 8 June 2004, second supplemental master deed dated 19 October 2005, third supplemental master deed dated 8 December 2005, fourth supplemental master deed dated 28 February 2006, fifth supplemental master deed dated 9 March 2006, sixth supplemental master deed dated 22 September 2006, seventh supplemental master deed dated 15 December 2006, eighth supplemental master deed dated 30 January 2007, ninth supplemental master deed dated 9 April 2007, tenth supplemental master deed dated 14 May 2007, eleventh supplemental master deed dated 15 May 2007, twelfth supplemental master deed dated 27 June 2007, thirteenth supplemental master deed dated 24 December 2007, fourteenth supplemental master deed dated 28 February 2013, fifteenth supplemental master deed dated 4 September 2013 and any other supplemental master deeds as may be registered with the Securities Commission Malaysia from time to time.

RHB-OSK Asia Active Allocation Fund

Deed dated 1 August 2007 as modified via its first supplemental deed dated 4 September 2013 and any other supplemental deeds as may be registered with the Securities Commission Malaysia from time to time.

RHB-OSK Big Cap China Enterprise Fund

Deed dated 16 October 2007 as modified via its first supplemental deed dated 4 September 2013 and any other supplemental deeds as may be registered with the Securities Commission Malaysia from time to time.

RHB-OSK Asian Growth Opportunities Fund

Deed dated 20 July 2007 as modified via its first supplemental deed dated 4 September 2013 and any other supplemental deeds as may be registered with the Securities Commission Malaysia from time to time.

RHB-OSK Global Capital Fund

Deed dated 2 January 2008 as modified via its first supplemental deed dated 4 September 2013 and any other supplemental deeds as may be registered with the Securities Commission Malaysia from time to time.

RHB-OSK Energy Fund

Deed dated 13 January 2009 as modified via its first supplemental deed dated 4 September 2013 and any other supplemental deeds as may be registered with the Securities Commission Malaysia from time to time.

RHB-OSK ASEAN Fund

Deed dated 19 December 2007 as modified via its first supplemental deed dated 4 September 2013 and any other supplemental deeds as may be registered with the Securities Commission Malaysia from time to time.

RHB-OSK US Focus Equity Fund

Deed dated 14 July 2010 as modified via its first supplemental deed dated 4 September 2013 and any other supplemental deeds as may be registered with the Securities Commission Malaysia from time to time.

RHB-OSK Asian Real Estate Fund

Deed dated 14 June 2007 as modified via its first supplemental deed dated 4 September 2013 and any other supplemental deeds as may be registered with the Securities Commission Malaysia from time to time.

Eligible Market	A market which is regulated by a regulatory authority, operates regularly, is open to the public and has adequate liquidity for the purposes of the Fund. A non-exhaustive list of Eligible Markets includes stock exchanges, derivative exchanges, over-the-counter debt securities markets and money markets.
External Investment Manager	UOB Asset Management Ltd, Singapore (“UOBAM”), as the investment manager with the responsibility of managing the investments of BIGCAP in foreign markets as delegated to it by the Manager/Management Company.
FBM Asian Palm Oil Plantation Index	FTSE Bursa Malaysia Asian Palm Oil Plantation Index.
FIMM	Federation of Investment Managers Malaysia.
Fund (respectively) or Funds (collectively)	RHB-OSK Global Equity Yield Fund (“ GEY ”); or RHB-OSK Asia Pacific Fund (“ ASPAC ”); or RHB-OSK Resources Fund (“ RESO ”); or RHB-OSK Global Allocation Fund (“ GAF ”); or RHB-OSK Global New Stars Fund (“ GNS ”); or RHB-OSK Golden Dragon Fund (“ DRAGON ”); or RHB-OSK Asia Active Allocation Fund (“ AAA ”); or RHB-OSK Big Cap China Enterprise Fund (“ BIGCAP ”); or RHB-OSK Asian Growth Opportunities Fund (“ AGO ”); or RHB-OSK Global Capital Fund (“ GCF ”); or RHB-OSK Energy Fund (“ ENERGY ”); or RHB-OSK ASEAN Fund (“ ASEAN ”); or RHB-OSK US Focus Equity Fund (“ USFOCUS ”); or RHB-OSK Asian Real Estate Fund (“ AREF ”)
ICULS	Irredeemable Convertible Unsecured Loan Stock.
IPO(s)	Initial Public Offering(s).
Latest Practicable Date	30 September 2014.

Manager/Management Company	RHB Asset Management Sdn Bhd (174588-X).
MSCI	Morgan Stanley Capital International.
MSCI AC	Morgan Stanley Capital International All Countries.
Net Asset Value (NAV)	The Net Asset Value of the respective Fund is determined by deducting the value of all the Fund's liabilities from the value of all the Fund's assets, at the valuation point.
Net Asset Value per unit	The Net Asset Value of the respective Fund divided by the total number of units in circulation at that valuation point.
NYMEX	New York Mercantile Exchange.
Repurchase Price	The price (before deducting any repurchase charge) payable by the Manager to a Unit Holder of the Fund pursuant to the repurchase of a unit of the Fund. The Repurchase Price shall be the Net Asset Value per unit as at the next valuation point of the Fund's relevant Business Day ("forward pricing") after the repurchase request is received by the Manager. A repurchase charge, if any, will be computed separately based on the withdrawal amount/repurchase amount.
RM or Ringgit Malaysia	The lawful currency of Malaysia.
Securities Commission	Securities Commission Malaysia.
Selling Price	The price (before adding any sales charge) payable by an investor or a Unit Holder of the Fund for the purchase of a unit of the Fund. The Selling Price shall be the Net Asset Value per unit as at the next valuation point of the Fund's relevant Business Day ("forward pricing") after the application for units of a Fund is received by the Manager. A sales charge, if any, will be computed separately based on the investment amount/purchase amount, net of bank charges (if any).
Senior Securities	Loans or debt securities that have claim prior to junior obligations and equity on a corporation's assets in the event of liquidation. Senior securities/debt commonly includes funds borrowed from banks, insurance companies, or other financial institutions, as well as notes, bonds or debentures not expressly defined as junior or subordinated.
Schroder ISF USSME	Schroder International Selection Fund US Small & Mid-Cap Equity.
Swap Counterparty	(in respect of ENERGY only) JP Morgan Chase Bank Berhad.
TSR	Transferable Subscription Rights.
Trustee	HSBC (Malaysia) Trustee Berhad in respect of GEY, ASPAC, RESO, GAF, GNS, DRAGON, AAA, BIGCAP, AGO, GCF, ENERGY, ASEAN and USFOCUS . Maybank Trustees Berhad in respect of AREF .
UAGOF	United Asian Growth Opportunities Fund.

UCITS	Undertaking for Collective Investment in Transferable Securities.
UGFF	United Global Financials Fund (formerly known as United Global Capital Fund).
Underlying	<p>The following are the underlying assets of the swap agreement under ENERGY:</p> <p>60% of a commodity based index selected from the following:</p> <ul style="list-style-type: none"> i) JPMCCI Energy Excess Return Index ii) Contag Beta Energy Excess Return Index-Beta Index iii) Contag Beta Energy Excess Return Index-Alpha Index iv) Contag Beta Energy Excess Return Index-Alpha Beta Index <p>20% of Energy Select Sector SPDR Fund (exchange traded fund)</p> <p>20% of MSCI World Energy Index (an equity index)</p>
Unit Holder	The person(s) for the time being registered under the provisions of the Deed as the holder of units of a Fund and includes person(s) jointly so registered, and where applicable includes the Manager.
UOBAM	UOB Asset Management Ltd, Singapore.

CORPORATE DIRECTORY

MANAGER

RHB Asset Management Sdn Bhd

REGISTERED & PRINCIPAL OFFICE

19th Floor, Plaza OSK

Jalan Ampang

50450 Kuala Lumpur

Hotline: 1-800-88-3175

Tel: 03-2164 3036

Fax: 03-2164 4226

E-mail: rham@rhbgroup.com

Website: www.rhbgroup.com

BRANCHES

Kuala Lumpur Office

B-9-6, Megan Avenue 1

No. 189, Jalan Tun Razak

50400 Kuala Lumpur

Tel: 03-2171 2755 Fax: 03-2770 0022

Penang Office

64-D, Level 5, Lebuhr Bishop

10200 Penang

Tel: 04-264 5639 Fax: 04-264 5640

Butterworth Office

2677, Jalan Chain Ferry

Taman Inderawasih

13600 Prai, Penang

Tel: 04-390 0022 Fax: 04-390 0023

Ipoh Office

4th Floor, 21-25,

Jalan Seenivasagam, Greentown

30450 Ipoh, Perak

Tel: 05-242 4311 Fax: 05-242 4312

Melaka Office

581B, Taman Melaka Raya

75000 Melaka

Tel: 06-284 4211 Fax: 06-292 2212

Batu Pahat Office

53, 53-A and 53-B Jalan Sultanah

83000 Batu Pahat, Johor

Tel: 07-438 0271 Fax: 07-438 0277

Johor Bahru Office

2nd Floor, 21 & 23,

Jalan Molek 1/30, Taman Molek

81100 Johor Bahru, Johor

Tel: 07-358 3587 Fax: 07-358 3581

Kuantan Office

B 32-34, 2nd Floor, Lorong Tun Ismail 8

Sri Dagangan II

25000 Kuantan, Pahang

Tel: 09-517 3611 Fax: 09-517 3612

Kota Bharu Office

No 3953-H, 1st Floor

Jalan Kebun Sultan

15350 Kota Bharu, Kelantan

Tel: 09-741 8539 Fax: 09-741 8540

Kota Kinabalu Office

Lot No. C-02-04, 2nd Floor

Block C, Warisan Square

Jalan Tun Fuad Stephens

88000 Kota Kinabalu, Sabah

Tel: 088-528 686/692 Fax: 088-528 685

Miri Office

Lot 1268, First Floor

Centre Point Commercial Centre

Jalan Melayu

98000 Miri, Sarawak

Tel: 085-422 788 Fax: 085-415 243

Kuching Office

Lot 172, Section 49, K.T.L.D

Jalan Chan Chin Ann

93100 Kuching, Sarawak

Tel: 082-245 611 Fax: 082-242 712

Lot 7418, First Floor

Jalan Simpang Tiga

99300 Kuching

Sarawak

Tel: 082-231 326 Fax: 082-230 326

MANAGER'S DELEGATES

RHB Capital Berhad
Level 10, Tower One, RHB Centre
Jalan Tun Razak
50400 Kuala Lumpur
Tel: 03-9285 2233

RHB Bank Berhad
Level 10, Tower One, RHB Centre
Jalan Tun Razak
50400 Kuala Lumpur
Tel: 03-9287 8888

EXTERNAL INVESTMENT MANAGER

In respect of **BIGCAP**:
UOB Asset Management Ltd, Singapore

Registered Address:
80, Raffles Place, UOB Plaza, Singapore 048624.

Business Address:
80, Raffles Place, UOB Plaza 2, Level 3,
Singapore 048624.
Tel: (65) 6532 7988 Fax: (65) 6532 3868
Website: www.uobam.com.sg

In respect of **GEY, ASPAC, RESO, GAF, GNS, DRAGON, AAA, BIGCAP, AGO, GCF, ENERGY, ASEAN and USFOCUS**:

TRUSTEE

HSBC (Malaysia) Trustee Berhad
13th Floor, Bangunan HSBC, South Tower,
No. 2, Leboh Ampang,
50100 Kuala Lumpur.
Tel: 03-2075 7800 Fax: 03-2179 6511

TRUSTEE'S DELEGATE (foreign)

HSBC Institutional Trust Services (Asia) Limited
6th Floor, Tower One, HSBC Centre
1 Sham Mong Road
Kowloon, Hong Kong
Tel: 852-2822 1111 Fax: 852-2810 5259

TRUSTEE'S DELEGATE (local)

The Hongkong And Shanghai Banking
Corporation Limited (As Custodian) and assets
held through :
HSBC Nominees (Tempatan) Sdn Bhd
No. 2, Leboh Ampang, 50100 Kuala Lumpur
Tel: 03-2075 3000 Fax: 03-2179 6488

In respect of **AREF**:

TRUSTEE

Maybank Trustees Berhad
8th Floor, Menara Maybank
100 Jalan Tun Perak
50050 Kuala Lumpur
Tel: 03- 2078 8363 Fax: 03- 2070 9387

TRUSTEE'S DELEGATE (local and foreign)

Malayan Banking Berhad
Custody Services
14th Floor, Menara Maybank
100 Jalan Tun Perak
50050 Kuala Lumpur
Tel: 03- 2074 7111 Fax: 03-2032 1572

BOARD OF DIRECTORS

1. Mr Patrick Chin Yoke Chung
(Independent Non-Executive Chairman)
2. Tuan Haji Khairuddin Ahmad
(Senior Independent Non-Executive Director)
3. Dato' Othman Jusoh
(Independent Non-Executive Director)
4. Encik Abdul Aziz Peru Mohamed
(Independent Non-Executive Director)
5. Ms Ong Yin Suen
(Non-Independent Managing Director)

MEMBERS OF INVESTMENT COMMITTEE

1. Tuan Haji Khairuddin Ahmad
(Independent Chairman of Committee)
2. Dato' Othman Jusoh
(Independent Committee Member)
3. Mr Lim Chee Sing
(Non-independent Committee Member)
4. Ms Ong Yin Suen
(Non-independent Committee Member)

CHIEF EXECUTIVE OFFICER

Mr Ho Seng Yee

PRINCIPAL BANKER

*RHB Bank Berhad
Kuala Lumpur Main Branch
Level 1, RHB 1, RHB Centre
426 Jalan Tun Razak
50400 Kuala Lumpur
Tel: 03-9206 8118*

**AUDITORS OF THE MANAGER &
AUDITORS OF THE FUND**

*PricewaterhouseCoopers
Level 10, 1 Sentral, Jalan Travers
Kuala Lumpur Sentral
50706 Kuala Lumpur
Malaysia
Tel: 03-2173 1188 Fax: 03-2173 2188*

**FEDERATION OF INVESTMENT
MANAGERS MALAYSIA**

*19-06-1, 6th Floor, Wisma Tune
19, Lorong Dungun, Damansara Heights
50490 Kuala Lumpur
Tel: 03-2093 2600*

TAX ADVISER

*KPMG Tax Services Sdn Bhd
Level 10, KPMG Tower
8, First Avenue, Bandar Utama
47800 Petaling Jaya
Tel: 03-7721 3388*

COMPANY SECRETARY

*Azman Shah Md Yaman (LS No. 0006901)
Level 10, Tower One
RHB Centre
Jalan Tun Razak
50400 Kuala Lumpur*

SOLICITORS

*Messrs Naqiz & Partners
No. 42A, Lorong Dungun
Damansara Heights
50490 Kuala Lumpur
Tel: 03-2081 7888*

1. KEY DATA SECTION

Investors are advised that the following section is only a summary of the Funds' salient information and investors should read and understand the whole master prospectus before making any investment decisions.

1.1 KEY DATA SECTION OF RHB-OSK GLOBAL EQUITY YIELD FUND

		Pages
1.1.1 General Information		
Name of Management Company	RHB Asset Management Sdn Bhd.	359
Name of Trustee	HSBC (Malaysia) Trustee Berhad.	370
Name of Fund	RHB-OSK Global Equity Yield Fund.	-
Fund Category	Equity fund.	-
Fund Type	Income and growth fund.	-
Investment Objective	This Fund aims to achieve long term* capital appreciation and provide a source of income^ through investments in securities of companies listed or traded in the global emerging and developed markets.	109
	Note: * "long term" in this context refers to a period of between 5 – 7 years. ^ The income is in the form of units. Please refer to the Fund's distribution mode.	
Principal Investment Strategy	Invests in equity and equity related securities of companies offering attractive dividend yields, have good management and sound fundamentals coupled with good growth potential over a medium to long term period. These are securities of companies listed or traded in the global emerging and developed markets. Its indicative asset allocation is as follows: Up to 98% of Net Asset Value - Investments in securities of and securities relating to companies that have attractive dividend yields and good growth potential. 2% - 10% of Net Asset Value - Investments in liquid assets including bonds, money market instruments and deposits with financial institutions. The above asset allocation is only indicative and will be reviewed from time to time depending on economic and market conditions.	109

		Pages
Benchmark	MSCI AC World Free Index (RM).	110
Principal Risks	<ul style="list-style-type: none"> ▪ Country risk ▪ Currency risk ▪ Market risk ▪ Particular security risk 	79 & 82
Investor Profile	<p>This Fund is suitable for investors who:</p> <p>(i) wish to diversify their sources of stable income from other traditional asset classes like fixed deposits or bonds;</p> <p>(ii) wish to participate in the potential upside of the global emerging and developed equity markets but who have a medium risk tolerance;</p> <p>(iii) seek a well-diversified investment across global markets.</p>	-
Commencement Date	9 November 2005.	-
Financial Year End	30 June.	270
Distribution Mode	Distribution, if any, after deduction of taxation and expenses (i.e. net distribution), will be reinvested to purchase additional units of the Fund based on the Net Asset Value per unit as at the first Business Day when units in the Fund are quoted ex-entitlement. Allotment of such units shall be within two (2) weeks thereafter.	349
Distribution Policy	<p>Consistent with the Fund's objective to achieve long term* capital growth and current income, the Fund will distribute a substantial portion of its returns to Unit Holders. Distributions, if any, after deduction of taxation and expenses, are generally declared semi-annually and will be reinvested.</p> <p>*Note: "long term" in this context refers to a period of between 5 – 7 years.</p>	-

1.1.2 Fees and Charges

This table describes the charges that you may directly incur when you buy or redeem units of this Fund:

Charges			Pages
(i)	Sales charge by distribution channels		328
	Institutional Unit Trust Adviser (IUTA)	Up to 5.26% of investment amount.	
	Tied (retail) agent	Up to 5.26% of investment amount.	
	Direct sales (Direct investment with the Manager)	Up to 5.26% of investment amount.	
	An investor can expect differing sales charge to be levied when buying units of the Fund from the various distribution channels and within each distribution channel, subject to the maximum sales charge stipulated herein. This is due to the different levels of services provided by each distribution channel and/or the size of the investment undertaken.		
(ii)	Repurchase charge	None.	332
(iii)	Dilution fee/Transaction cost factor	None.	-
(iv)	Any other charges payable directly by the investors		332
	Switching fee	RM25.00 per switch or the difference in sales charge which is deductible from the redemption amount of the units to be switched, where applicable.	
	Transfer fee	RM5.00 per transfer.	

This table describes the fees that you may indirectly incur when you invest in this Fund:

Fees and Expenses			Pages
(i)	Annual management fee	1.50% per annum of Net Asset Value before deducting the Manager's and Trustee's fees for that particular day.	333
(ii)	Annual trustee fee	Up to 0.07% per annum of Net Asset Value before deducting the Manager's and Trustee's fees for that particular day (excluding foreign custodian fee and charges).	334
(iii)	Expenses directly related to the Fund	Auditors' fees, custodial charges, other relevant professional fees, cost of distribution of interim and annual reports, tax certificates, reinvestment statements and other notices to Unit Holders, commissions paid to brokers, other transaction costs and taxes.	338
(iv)	Other fees payable indirectly by an investor (if any)	None.	-

Note: The Manager may, for any reason at any time, waive or reduce the amount of its management fee only or other charges directly payable by the Unit Holder and/or investor in respect of the Fund, either generally (for all Unit Holders and/or investors) or specifically (for any particular Unit Holder and/or investor) and for any period or periods of time at its absolute discretion.

		Pages
1.1.3 Transaction Details		
Minimum Initial Investment	RM1,000 or such other amount as the Manager may from time to time accept.	346
Minimum Additional Investment	RM100 or such other amount as the Manager may from time to time accept.	346
Minimum Repurchase units	Any number of units.	346
Minimum Investment Balance	100 units or such other quantity as the Manager may from time to time decide.	346
Redemption Period	Redemption monies to be paid within ten (10) days after receipt by the Manager of the request to repurchase.	-
Cooling-Off Period	Unit Holders have the right to request for a refund of their investment within six (6) business days [#] which shall be effective from the date of receipt of the application by the Manager, subject to eligibility. [#] These are the working days when the Manager is open for business.	346
Switching Facility and Frequency of Switching	Available. <ul style="list-style-type: none"> • Minimum amount for a switch is RM1,000. • There are no restrictions as to the frequency of switching. • Minimum investment balance at all times must be one hundred (100) units after the switch. 	332, 348
Transfer Facility	Available. In the event of a partial transfer, both the transferor and the transferee must each hold a minimum investment balance of one hundred (100) units after the transfer.	333, 348
Dealing Hours	9:00 a.m. to 4:00 p.m. (Malaysia time) on any Business Day or such later time as the Manager may determine provided always complete applications for the Fund are received before the next valuation point.	-

1.1.4 Other Information

Deed

Master deed dated 27 April 2004 as modified via its first supplemental master deed dated 8 June 2004, second supplemental master deed dated 19 October 2005, third supplemental master deed dated 8 December 2005, fourth supplemental master deed dated 28 February 2006, fifth supplemental master deed dated 9 March 2006, sixth supplemental master deed dated 22 September 2006, seventh supplemental master deed dated 15 December 2006, eighth supplemental master deed dated 30 January 2007, ninth supplemental master deed dated 9 April 2007, tenth supplemental master deed dated 14 May 2007, eleventh supplemental master deed dated 15 May 2007, twelfth supplemental master deed dated 27 June 2007, thirteenth supplemental master deed dated 24 December 2007, fourteenth supplemental master deed dated 28 February 2013 and fifteenth supplemental master deed dated 4 September 2013.

Pages
351

There are fees and charges involved and investors are advised to consider them before investing in the Fund.

Unit price and distributions payable, if any, may go down as well as up.

For information concerning certain risk factors which should be considered by prospective investors, see “Risk Factors” commencing on page 78.

Past performance of the Fund is not an indication of its future performance.

1.2 KEY DATA SECTION OF RHB-OSK ASIA PACIFIC FUND

		Pages
1.2.1 General Information		
Name of Management Company	RHB Asset Management Sdn Bhd.	359
Name of Trustee	HSBC (Malaysia) Trustee Berhad.	370
Name of Fund	RHB-OSK Asia Pacific Fund.	-
Fund Category	Equity fund.	-
Fund Type	Growth fund.	-
Investment Objective	This Fund aims to achieve long term* capital appreciation through investments in securities of companies listed or traded in emerging and developed markets. *Note: "long term" in this context refers to a period of between 5 – 7 years.	114
Principal Investment Strategy	Invests in equity and equity related securities of companies listed or traded in the Asia Pacific markets. Its indicative asset allocation is as follows: Up to 98% of Net Asset Value - Investments in securities of and securities relating to companies that have high growth potential. 2% - 10% of Net Asset Value - Investments in liquid assets including bonds, money market instruments and deposits with financial institutions. The above asset allocation will be reviewed from time to time depending on economic and market conditions.	114
Benchmark	MSCI AC Asia Pacific Index (RM).	115
Principal Risks	<ul style="list-style-type: none"> ▪ Country risk ▪ Currency risk ▪ Market risk ▪ Particular security risk 	79 & 82

		Pages
Investor Profile	<p>This Fund is suitable for investors who:</p> <ul style="list-style-type: none"> (i) wish to participate in the upside of the Asia Pacific markets; (ii) are willing to accept moderate to high risk in their investments; (iii) prefer capital growth rather than income over a long term* period. <p>*Note: "long term" in this context refers to a period of between 5 – 7 years.</p>	-
Commencement Date	6 January 2006.	-
Financial Year End	31 December.	273
Distribution Mode	Distribution, if any, after deduction of taxation and expenses (i.e. net distribution), will be reinvested to purchase additional units of the Fund based on the Net Asset Value per unit as at the first Business Day when units in the Fund are quoted ex-entitlement. Allotment of such units shall be within two (2) weeks thereafter.	349
Distribution Policy	Consistent with the Fund's objective to achieve capital growth, distributions will therefore be of secondary importance. Distributions, if any, after deduction of taxation and expenses are generally declared annually and will be reinvested.	-

1.2.2 Fees and Charges

This table describes the charges that you may directly incur when you buy or redeem units of this Fund:

Charges			
(i)	Sales charge by distribution channels		328
	Institutional Unit Trust Adviser (IUTA)	Up to 5.26% of investment amount.	
	Tied (retail) agent	Up to 5.26% of investment amount.	
	Direct sales (Direct investment with the Manager)	Up to 5.26% of investment amount.	
	An investor can expect differing sales charge to be levied when buying units of the Fund from the various distribution channels and within each distribution channel, subject to the maximum sales charge stipulated herein. This is due to the different levels of services provided by each distribution channel and/or the size of the investment undertaken.		
(ii)	Repurchase charge	None.	332
(iii)	Dilution fee/Transaction cost factor	None.	-

			Pages
(iv)	Any other charges payable directly by the investors		
	Switching fee	RM25.00 per switch or the difference in sales charge which is deductible from the redemption amount of the units to be switched, where applicable.	332
	Transfer fee	RM5.00 per transfer.	333

This table describes the fees that you may indirectly incur when you invest in this Fund:

Fees and Expenses			
(i)	Annual management fee	1.50% per annum of Net Asset Value before deducting the Manager's and Trustee's fees for that particular day.	333
(ii)	Annual trustee fee	Up to 0.07% per annum of Net Asset Value before deducting the Manager's and Trustee's fees for that particular day (excluding foreign custodian fee and charges).	334
(iii)	Expenses directly related to the Fund	Auditors' fees, custodial charges, other relevant professional fees, cost of distribution of interim and annual reports, tax certificates, reinvestment statements and other notices to Unit Holders, commissions paid to brokers, other transaction costs and taxes.	338
(iv)	Other fees payable indirectly by an investor (if any)	None.	-

Note: The Manager may, for any reason at any time, waive or reduce the amount of its management fee only or other charges directly payable by the Unit Holder and/or investor in respect of the Fund, either generally (for all Unit Holders and/or investors) or specifically (for any particular Unit Holder and/or investor) and for any period or periods of time at its absolute discretion.

1.2.3 Transaction Details

Minimum Initial Investment	RM1,000 or such other amount as the Manager may from time to time accept.	346
Minimum Additional Investment	RM100 or such other amount as the Manager may from time to time accept.	346
Minimum Repurchase units	Any number of units.	346
Restriction on Frequency of Repurchase	No restrictions.	346
Minimum Investment Balance	100 units or such other quantity as the Manager may from time to time decide.	346
Redemption Period	Redemption monies to be paid within ten (10) days after receipt by the Manager of the request to repurchase.	-

		Pages
Cooling-Off Period	<p>Unit Holders have the right to request for a refund of their investment within six (6) business days[#] which shall be effective from the date of receipt of the application by the Manager, subject to eligibility.</p> <p>[#]These are the working days when the Manager is open for business.</p>	346
Switching Facility and Frequency of Switching	<p>Available.</p> <ul style="list-style-type: none"> • Minimum amount for a switch is RM1,000. • There are no restrictions as to the frequency of switching. • Minimum investment balance at all times must be one hundred (100) units after the switch. 	332, 348
Transfer Facility	<p>Available. In the event of a partial transfer, both the transferor and the transferee must each hold a minimum investment balance of one hundred (100) units after the transfer.</p>	333, 348
Dealing Hours	<p>9:00 a.m. to 4:00 p.m. (Malaysia time) on any Business Day or such later time as the Manager may determine provided always that complete applications for the Fund are received before the next valuation point.</p>	-
1.2.4 Other Information		
Deed	<p>Master deed dated 27 April 2004 as modified via its first supplemental master deed dated 8 June 2004, second supplemental master deed dated 19 October 2005, third supplemental master deed dated 8 December 2005, fourth supplemental master deed dated 28 February 2006, fifth supplemental master deed dated 9 March 2006, sixth supplemental master deed dated 22 September 2006, seventh supplemental master deed dated 15 December 2006, eighth supplemental master deed dated 30 January 2007, ninth supplemental master deed dated 9 April 2007, tenth supplemental master deed dated 14 May 2007, eleventh supplemental master deed dated 15 May 2007, twelfth supplemental master deed dated 27 June 2007, thirteenth supplemental master deed dated 24 December 2007, fourteenth supplemental master deed dated 28 February 2013 and fifteenth supplemental master deed dated 4 September 2013.</p>	351

There are fees and charges involved and investors are advised to consider them before investing in the Fund.

Unit price and distributions payable, if any, may go down as well as up.

For information concerning certain risk factors which should be considered by prospective investors, see "Risk Factors" commencing on page 78.

Past performance of the Fund is not an indication of its future performance.

1.3 KEY DATA SECTION OF RHB-OSK RESOURCES FUND

		Pages
1.3.1 General Information		
Name of Management Company	RHB Asset Management Sdn Bhd.	359
Name of Trustee	HSBC (Malaysia) Trustee Berhad.	370
Name of Fund	RHB-OSK Resources Fund.	-
Fund Category	Equity fund.	-
Fund Type	Growth fund.	-
Investment Objective	<p>This Fund aims to achieve long term* capital appreciation through investments in securities of companies whose businesses are in or are substantially related to the natural resources sectors.</p> <p>*Note: “long term” in this context refers to a period of between 5 – 7 years.</p>	119
Principal Investment Strategy	<p>Invests in securities of and securities relating to companies whose businesses are in or are substantially related to the natural resources sectors and whose securities are listed or traded in the Asia Pacific markets. These are companies that have attractive growth potential, sound fundamentals and good management.</p> <p>These are companies whose businesses are in or are substantially related to the natural resources sectors such as but not limited to plantations (eg. palm oil, rubber, timber), oil and gas including without limitation, the development, production and/or distribution of services, equipment and/or downstream products or services that are derived from these sectors.</p> <p>Its indicative asset allocation is as follows:</p> <p>Up to 98% of Net Asset Value</p> <ul style="list-style-type: none"> - Investments in securities of companies whose businesses are in or are substantially related to the natural resources sectors. <p>2% - 5% of Net Asset Value</p> <ul style="list-style-type: none"> - Investments in liquid assets including bonds, money market instruments and deposits with financial institutions. 	119

		Pages
Benchmark	<p>Composite Benchmark comprising:</p> <ul style="list-style-type: none"> ▪ 50% FBM Asian Palm Oil Plantation Index (or such other equivalent index as may be substituted by BMSB); ▪ 25% Bloomberg Asia Pac Mining (RM); ▪ 25% MSCI Asia Pac Energy (RM). 	120
Principal Risks	<ul style="list-style-type: none"> ▪ Price volatility ▪ Focus on natural resources sectors ▪ Changes in environmental regulations and laws ▪ Country risk ▪ Currency risk 	79 & 82
Investor Profile	<p>This Fund is suitable for investors who:</p> <ul style="list-style-type: none"> (i) wish to capitalise on the opportunities offered by the natural resources sectors; (ii) seek an investment well-diversified across the Asia Pacific markets; (iii) are willing to accept moderate to high risk in their investments; (iv) prefer capital growth rather than income over a long term* period. <p>*Note: “long term” in this context refers to a period of between 5 – 7 years.</p>	-
Commencement Date	16 May 2006.	-
Financial Year End	31 March.	276
Distribution Mode	Distribution, if any, after deduction of taxation and expenses (i.e. net distribution), will be reinvested to purchase additional units of the Fund based on the Net Asset Value per unit as at the first Business Day when units in the Fund are quoted ex-entitlement. Allotment of such units shall be within two (2) weeks thereafter.	349
Distribution Policy	Consistent with the Fund’s objective to achieve long term* capital appreciation, distributions will therefore be of secondary importance. Distributions, if any, after deduction of taxation and expenses are generally declared annually and will be reinvested.	-

1.3.2 Fees and Charges

This table describes the charges that you may directly incur when you buy or redeem units of this Fund:

Charges			Pages
(i)	Sales charge by distribution channels		328
	Institutional Unit Trust Adviser (IUTA)	Up to 5.26% of investment amount.	
	Tied (retail) agent	Up to 5.26% of investment amount.	
	Direct sales (Direct investment with the Manager)	Up to 5.26% of investment amount.	
	An investor can expect differing sales charge to be levied when buying units of the Fund from the various distribution channels and within each distribution channel, subject to the maximum sales charge stipulated herein. This is due to the different levels of services provided by each distribution channel and/or the size of the investment undertaken.		
(ii)	Repurchase charge	None.	332
(iii)	Dilution fee/Transaction cost factor	None.	-
(iv)	Any other charges payable directly by the investors		332
	Switching fee	RM25.00 per switch or the difference in sales charge which is deductible from the redemption amount of the units to be switched, where applicable.	
	Transfer fee	RM5.00 per transfer.	
			333

This table describes the fees that you may indirectly incur when you invest in this Fund:

Fees and Expenses			Pages
(i)	Annual management fee	1.50% per annum of Net Asset Value before deducting the Manager's and Trustee's fees for that particular day.	333
(ii)	Annual trustee fee	Up to 0.07% per annum of Net Asset Value before deducting the Manager's and Trustee's fees for that particular day (excluding foreign custodian fee and charges).	334
(iii)	Expenses directly related to the Fund	Auditors' fees, custodial charges, other relevant professional fees, cost of distribution of interim and annual reports, tax certificates, reinvestment statements and other notices to Unit Holders, commissions paid to brokers, other transaction costs and taxes.	338
(iv)	Other fees payable indirectly by an investor (if any)	None.	-

		Pages
Note: The Manager may, for any reason at any time, waive or reduce the amount of its management fee only or other charges directly payable by the Unit Holder and/or investor in respect of the Fund, either generally (for all Unit Holders and/or investors) or specifically (for any particular Unit Holder and/or investor) and for any period or periods of time at its absolute discretion.		338
1.3.3 Transaction Details		
Minimum Initial Investment	RM1,000 or such other amount as the Manager may from time to time accept.	346
Minimum Additional Investment	RM100 or such other amount as the Manager may from time to time accept.	346
Minimum Repurchase units	Any number of units.	346
Restriction on Frequency of Repurchase	No restrictions.	346
Minimum Investment Balance	100 units or such other quantity as the Manager may from time to time decide.	346
Redemption Period	Redemption monies to be paid within ten (10) days after receipt by the Manager of the request to repurchase.	-
Cooling-Off Period	Unit Holders have the right to request for a refund of their investment within six (6) business days [#] which shall be effective from the date of receipt of the application by the Manager, subject to eligibility. [#] These are the working days when the Manager is open for business.	346
Switching Facility and Frequency of Switching	Available. <ul style="list-style-type: none"> • Minimum amount for a switch is RM1,000. • There are no restrictions as to the frequency of switching. • Minimum investment balance at all times must be one hundred (100) units after the switch. 	332, 348
Transfer Facility	Available. In the event of a partial transfer, both the transferor and the transferee must each hold a minimum investment balance of one hundred (100) units after the transfer.	333, 348
Dealing Hours	9:00 a.m. to 4:00 p.m. (Malaysia time) on any Business Day or such later time as the Manager may determine provided always that complete applications for the Fund are received before the next valuation point.	-

1.3.4 Other Information

Deed

Master deed dated 27 April 2004 as modified via its first supplemental master deed dated 8 June 2004, second supplemental master deed dated 19 October 2005, third supplemental master deed dated 8 December 2005, fourth supplemental master deed dated 28 February 2006, fifth supplemental master deed dated 9 March 2006, sixth supplemental master deed dated 22 September 2006, seventh supplemental master deed dated 15 December 2006, eighth supplemental master deed dated 30 January 2007, ninth supplemental master deed dated 9 April 2007, tenth supplemental master deed dated 14 May 2007, eleventh supplemental master deed dated 15 May 2007, twelfth supplemental master deed dated 27 June 2007, thirteenth supplemental master deed dated 24 December 2007, fourteenth supplemental master deed dated 28 February 2013 and fifteenth supplemental master deed dated 4 September 2013 .

Pages
351

There are fees and charges involved and investors are advised to consider them before investing in the Fund.

Unit price and distributions payable, if any, may go down as well as up.

For information concerning certain risk factors which should be considered by prospective investors, see “Risk Factors” commencing on page 78.

Past performance of the Fund is not an indication of its future performance.

1.4 KEY DATA SECTION OF RHB-OSK GLOBAL ALLOCATION FUND

		Pages
1.4.1 General Information		
Name of Management Company	RHB Asset Management Sdn Bhd.	359
Name of Trustee	HSBC (Malaysia) Trustee Berhad.	370
Name of Fund	RHB-OSK Global Allocation Fund.	-
Fund Category	Feeder fund.	-
Fund Type	Growth fund.	-
Investment Objective	<p>This Fund aims to maximise total return expressed in Ringgit Malaysia by investing globally in equity, debt and short term securities, of both corporate and governmental issuers, with no prescribed limits.</p> <p>Note: For more information, investors should also refer to the target fund's investment objective, investment focus and approach.</p>	124 -
Principal Investment Strategy	<p>The Fund will invest principally in one of BlackRock Global Funds (BGF) that is, the BGF Global Allocation Fund (BGF-GAF). BGF-GAF, launched on 30th July 1993 (Class A non-distributing shares were only available on 3rd January 1997), is a collective investment scheme, domiciled in Luxembourg and regulated by the Commission de Surveillance du Secteur Financier (Luxembourg Financial Sector Supervising Authority) under the Luxembourg Law of 17 December 2010 investing globally in equity, debt and short term securities, of both corporate and governmental issuers, with no prescribed limits. BlackRock (Luxembourg) S.A., the management company of BGF-GAF is also regulated by the Luxembourg Financial Sector Supervising Authority under the Luxembourg Law of 17 December 2010. BlackRock (Luxembourg) S.A. has delegated its investment management functions of BGF-GAF to the investment adviser, BlackRock Investment Management LLC who is regulated by the U.S. Securities and Exchange Commission under the Securities Act 1933 and the Securities Exchange Act 1934.</p> <p>Its indicative asset allocation is as follows:</p> <p>At least 95% of Net Asset Value</p> <ul style="list-style-type: none"> - Investments in Class A non-distributing shares of the BGF-GAF. <p>2% - 5% of Net Asset Value</p> <ul style="list-style-type: none"> - Investments in liquid assets. 	124

		Pages
Benchmark	<p>Composite Benchmark comprising:</p> <ul style="list-style-type: none"> ▪ 36% S & P 500 Composite (RM); ▪ 24% FTSE World (ex-US) (RM); ▪ 24% 5 Year US Treasury Note (RM); ▪ 16% Citigroup Non-USD World Government Bond Index (RM). 	125
Principal Risks of the target fund, BGF-GAF	<ul style="list-style-type: none"> ▪ Fixed income transferable securities ▪ Distressed securities ▪ Smaller capitalisation companies ▪ Equity risks ▪ Emerging markets ▪ Sovereign debt ▪ Bond downgrade risk ▪ Restriction on foreign investment ▪ Derivatives 	83
Principal Risks of the Fund	<ul style="list-style-type: none"> ▪ Management risk ▪ Currency risk ▪ Country risk 	83
Investor Profile	<p>This Fund is suitable for investors who seek:</p> <ul style="list-style-type: none"> (i) a well-diversified investment across global markets; (ii) a flexible and dynamic asset allocation; and (iii) to invest in an established and proven foreign fund managed by a renowned international fund manager. 	-
Commencement Date	27 March 2006.	-
Financial Year End	31 August.	280
Distribution Mode	Distribution, if any, after deduction of taxation and expenses (i.e. net distribution), will be reinvested to purchase additional units of the Fund based on the Net Asset Value per unit as at the first Business Day when units in the Fund are quoted ex-entitlement. Allotment of such units shall be within two (2) weeks thereafter.	349
Distribution Policy	As this Fund invests at least 95% of its Net Asset Value in BGF-GAF which does not pay any distributions, and consistent with this Fund's objective to maximise total returns, this Fund is therefore not expected to make any distributions. Distributions, if any, after deduction of taxation and expenses, is paid once a year by way of reinvestment.	-

1.4.2 Fees and Charges

This table describes the charges that you may directly incur when you buy or redeem units of this Fund:

Charges			Pages
(i)	Sales Charge by distribution channels		329
	Institutional Unit Trust Adviser (IUTA)	Up to 3.63% of investment amount.	
	Tied (retail) agent	Not applicable*.	
	Direct sales (Direct investment with the Manager)	Not applicable*.	
	An investor can expect differing sales charge to be levied when buying units of the Fund from the distribution channel subject to the maximum sales charge stipulated herein. This is due to the different levels of services provided by the distributors within the distribution channel and/or the size of the investment undertaken. *Currently units are only available for purchase via the Manager's authorised Institutional Unit Trust Adviser (IUTA).		
(ii)	Repurchase charge	None.	332
(iii)	Dilution fee/Transaction cost factor	None.	-
(iv)	Any other charges payable directly by the investors		332
	Switching fee	RM25.00 per switch or the difference in sales charge which is deductible from the redemption amount of the units to be switched, where applicable.	
	Transfer fee	RM5.00 per transfer.	
			333

This table describes the fees that you may indirectly incur when you invest in this Fund:

Fees and Expenses			Pages
(i)	Annual management fee	1.80% per annum of Net Asset Value before deducting the Manager's and Trustee's fees for that particular day. There is no DOUBLE CHARGING OF MANAGEMENT FEE . This means that the Unit Holders will incur ONLY ONE MANAGEMENT FEE and ONLY AT THE FUND'S LEVEL .	333
(ii)	Annual trustee fee	Up to 0.07% per annum of Net Asset Value before deducting the Manager's and Trustee's fees for that particular day (excluding foreign custodian fee and charges).	334
(iii)	Expenses directly related to the Fund	Auditors' fees, custodial charges, other relevant professional fees, cost of distribution of interim and annual reports, tax certificates, reinvestment statements and other notices to Unit Holders, commissions paid to brokers, other transaction costs and taxes.	338

			Pages
(iv)	Other fees payable indirectly by an investor (if any)	None levied by the Manager. However, as GAF will invest in units of BGF-GAF, there are also fees indirectly incurred by this Fund such as taxes, administration fees, annual custody safekeeping fees and transaction fees, which are incurred at the BGF-GAF level.	335
<p>Note: The Manager may, for any reason at any time, waive or reduce the amount of its management fee only or other charges directly payable by the Unit Holder and/or investor in respect of the Fund, either generally (for all Unit Holders and/or investors) or specifically (for any particular Unit Holder and/or investor) and for any period or periods of time at its absolute discretion.</p> <p>1.4.3 Transaction Details</p>			338
Minimum Initial Investment	RM1,000 or such other amount as the Manager may from time to time accept.		346
Minimum Additional Investment	RM100 or such other amount as the Manager may from time to time accept.		346
Minimum Repurchase units	Any number of units.		346
Restriction on Frequency of Repurchase	No restrictions.		346
Minimum Investment Balance	100 units or such other quantity as the Manager may from time to time decide.		346
Redemption Period	Redemption monies to be paid within ten (10) days after receipt by the Manager of the request to repurchase.		-
Cooling-Off Period	Unit Holders have the right to request for a refund of their investment within six (6) business days [#] which shall be effective from the date of receipt of the application by the Manager, subject to eligibility.		346
	[#] These are the working days when the Manager is open for business.		
Switching Facility and Frequency of Switching	Available. <ul style="list-style-type: none"> • Minimum amount for a switch is RM1,000. • There are no restrictions as to the frequency of switching. • Minimum investment balance at all times must be one hundred (100) units after the switch. 		332, 348

		Pages
Transfer Facility	Available. In the event of a partial transfer, both the transferor and the transferee must each hold a minimum investment balance of one hundred (100) units after the transfer.	333, 348
Dealing Hours	9:00 a.m. to 4:00 p.m. (Malaysia time) on any Business Day or such later time as the Manager may determine provided always that complete applications for the Fund are received before the next valuation point.	-
1.4.4 Other Information		
Deed	Master deed dated 27 April 2004 as modified via its first supplemental master deed dated 8 June 2004, second supplemental master deed dated 19 October 2005, third supplemental master deed dated 8 December 2005, fourth supplemental master deed dated 28 February 2006, fifth supplemental master deed dated 9 March 2006, sixth supplemental master deed dated 22 September 2006, seventh supplemental master deed dated 15 December 2006, eighth supplemental master deed dated 30 January 2007, ninth supplemental master deed dated 9 April 2007, tenth supplemental master deed dated 14 May 2007, eleventh supplemental master deed dated 15 May 2007, twelfth supplemental master deed dated 27 June 2007, thirteenth supplemental master deed dated 24 December 2007, fourteenth supplemental master deed dated 28 February 2013 and fifteenth supplemental master deed dated 4 September 2013.	351

There are fees and charges involved and investors are advised to consider them before investing in the Fund.

Unit price and distributions payable, if any, may go down as well as up.

For information concerning certain risk factors which should be considered by prospective investors, see "Risk Factors" commencing on page 78.

Past performance of the Fund is not an indication of its future performance.

1.5 KEY DATA SECTION OF RHB-OSK GLOBAL NEW STARS FUND

		Pages
1.5.1 General Information		
Name of Management Company	RHB Asset Management Sdn Bhd.	359
Name of Trustee	HSBC (Malaysia) Trustee Berhad.	370
Name of Fund	RHB-OSK Global New Stars Fund.	-
Fund Category	Equity fund.	-
Fund Type	Growth fund.	-
Investment Objective	This Fund aims to achieve medium to long term* capital appreciation by investing in initial public offerings (“IPOs”), pre-IPO securities, post-IPO listed securities, debt securities and/or deposits. *Note: “medium to long term” in this context refers to a period of between 3 – 7 years.	139
Principal Investment Strategy	There is no target industry or sector for the investments of this Fund and it may invest across all approved markets and sectors. This Fund will invest in IPOs, pre-IPO securities and post-IPO listed securities with an indicative asset allocation as follows: Up to 98% of Net Asset Value - Investments in post-IPO listed securities of approved markets issued within three years** of their IPOs at the time of investment and securities offered through IPOs which have been approved for listing in the approved markets (“Post-IPO Portion” and “IPO Portion”). ** Note: The Manager has absolute discretion in deciding when to sell such listed securities, and may hold such listed securities beyond 3 years of their IPOs. Up to 10% of Net Asset Value - Investments in privately placed pre-IPO securities of companies which are established in the approved markets, that is pre-IPO deals of which the investee companies are targeting to obtain a listing on an approved stock exchange, and other corporate finance deals (“Pre-IPO Portion”). 2% - 5% of Net Asset Value - Investments in liquid assets.	139

		Pages
	<p>In the event the Manager finds that there are no suitable investment opportunities for any Portion of the Fund at any time, part or all of that Portion may be invested in equities, debt securities and/or deposits or held as cash until such time when investment opportunities in the instruments listed above are available.</p> <p>The above asset allocation will be reviewed from time to time depending on economic and market conditions save that the Fund's investment in the Pre-IPO Portion will not exceed 10% of the Net Asset Value.</p>	
Benchmark	MSCI AC World Index (RM).	140
Principal Risks	<ul style="list-style-type: none"> ▪ Pre-IPO and IPO risk ▪ Country risk ▪ Currency risk ▪ Market risk 	79 & 88
Investor Profile	<p>This Fund is suitable for investors who:</p> <p>(i) are optimistic about investments in companies in the early growth stages;</p> <p>(ii) wish to participate in the potential upside of Initial Public Offerings;</p> <p>(iii) seek an investment well diversified across global markets;</p> <p>(iv) are fairly aggressive and willing to accept moderate to high risk in their investments; and</p> <p>(v) prefer capital growth rather than income over a medium to long term* period.</p> <p>*Note: "medium to long term" in this context refers to a period of between 3 – 7 years.</p>	-
Commencement Date	24 January 2007.	-
Financial Year End	31 December.	283
Distribution Mode	Distribution, if any, after deduction of taxation and expenses (i.e. net distribution), will be reinvested to purchase additional units of the Fund based on the Net Asset Value per unit as at the first Business Day when units in the Fund are quoted ex-entitlement. Allotment of such units shall be within two (2) weeks thereafter.	349

Distribution Policy

Consistent with the Fund’s objective to achieve medium to long term* capital appreciation, distributions will therefore be of secondary importance. Distributions, if any, after deduction of taxation and expenses are generally declared annually and will be reinvested.

*Note: “medium to long term” in this context refers to a period of between 3 – 7 years.

1.5.2 Fees and Charges

This table describes the charges that you may incur *directly* when you buy or redeem units of the Fund:

Charges		Pages	
(i)	Sales Charge by distribution channels		329
	Institutional Unit Trust Adviser (IUTA)	Up to 6.00% of investment amount.	
	Tied (retail) agent	Up to 6.00% of investment amount.	
	Direct sales (Direct investment with the Manager)	Up to 6.00% of investment amount.	
	An investor can expect differing sales charge to be levied when buying units of the Fund from the various distribution channels and within each distribution channel, subject to the maximum sales charge stipulated herein. This is due to the different levels of services provided by each distribution channel and/or the size of the investment undertaken.		
(ii)	Repurchase charge	None.	332
(iii)	Dilution fee/Transaction cost factor	None.	-
(iv)	Any other charges payable directly by the investors		332
	Switching fee	RM25.00 per switch or the difference in sales charge which is deductible from the redemption amount of the units to be switched, where applicable.	
	Transfer fee	RM5.00 per transfer.	

This table describes the fees that you may indirectly incur when you invest in the Fund:

Fees and Expenses			
(i)	Annual management fee	1.80% per annum of Net Asset Value before deducting the Manager’s and Trustee’s fees for that particular day.	333
(ii)	Annual trustee fee	Up to 0.07% per annum of Net Asset Value before deducting the Manager’s and Trustee’s fees for that particular day (excluding foreign custodian fee and charges).	334

			Pages
(iii)	Expenses directly related to the Fund	Auditors' fees, custodial charges, other relevant professional fees, cost of distribution of interim and annual reports, tax certificates, reinvestment statements and other notices to Unit Holders, commissions paid to brokers, other transaction costs and taxes.	338
(iv)	Other fees payable indirectly by an investor (if any)	None.	-
<p>Note: The Manager may, for any reason at any time, waive or reduce the amount of its management fee only or other charges directly payable by the Unit Holder and/or investor in respect of the Fund, either generally (for all Unit Holders and/or investors) or specifically (for any particular Unit Holder and/or investor) and for any period or periods of time at its absolute discretion.</p>			338
1.5.3 Transaction Details			
Minimum Initial Investment	RM1,000 or such other amount as the Manager may from time to time accept.		346
Minimum Additional Investment	RM100 or such other amount as the Manager may from time to time accept.		346
Minimum Repurchase units	Any number of units.		346
Restriction on Frequency of Repurchase	No restrictions.		346
Minimum Investment Balance	100 units or such other quantity as the Manager may from time to time decide.		346
Redemption Period	Redemption monies to be paid within ten (10) days after receipt by the Manager of the request to repurchase.		-
Cooling-Off Period	Unit Holders have the right to request for a refund of their investment within six (6) business days [#] which shall be effective from the date of receipt of the application by the Manager, subject to eligibility.		346
	[#] These are the working days when the Manager is open for business.		
Switching Facility and Frequency of Switching	Available. <ul style="list-style-type: none"> • Minimum amount for a switch is RM1,000. • There are no restrictions as to the frequency of switching. • Minimum investment balance at all times must be one hundred (100) units after the switch. 		332, 348

		Pages
Transfer Facility	Available. In the event of a partial transfer, both the transferor and the transferee must each hold a minimum investment balance of one hundred (100) units after the transfer.	333, 348
Dealing Hours	9:00 a.m. to 4:00 p.m. (Malaysia time) on any Business Day or such later time as the Manager may determine provided always that complete applications for the Fund are received before the next valuation point.	-
1.5.4 Other Information		
Deed	Master deed dated 27 April 2004 as modified via its first supplemental master deed dated 8 June 2004, second supplemental master deed dated 19 October 2005, third supplemental master deed dated 8 December 2005, fourth supplemental master deed dated 28 February 2006, fifth supplemental master deed dated 9 March 2006, sixth supplemental master deed dated 22 September 2006, seventh supplemental master deed dated 15 December 2006, eighth supplemental master deed dated 30 January 2007, ninth supplemental master deed dated 9 April 2007, tenth supplemental master deed dated 14 May 2007, eleventh supplemental master deed dated 15 May 2007, twelfth supplemental master deed dated 27 June 2007, thirteenth supplemental master deed dated 24 December 2007, fourteenth supplemental master deed dated 28 February 2013 and fifteenth supplemental master deed dated 4 September 2013.	351

There are fees and charges involved and investors are advised to consider them before investing in the Fund.

Unit price and distributions payable, if any, may go down as well as up.

For information concerning certain risk factors which should be considered by prospective investors, see “Risk Factors” commencing on page 78.

Past performance of the Fund is not an indication of its future performance.

1.6 KEY DATA SECTION OF RHB-OSK GOLDEN DRAGON FUND

		Pages
1.6.1 General Information		
Name of Management Company	RHB Asset Management Sdn Bhd.	359
Name of Trustee	HSBC (Malaysia) Trustee Berhad.	370
Name of Fund	RHB-OSK Golden Dragon Fund.	-
Fund Category	Equity/Bond fund.	-
Fund Type	Growth and income fund.	-
Investment Objective	This Fund aims to maximise total returns through a combination of long term* growth of capital and current income.	144
	*Note: "long term" in this context refers to a period of between 5 - 7 years.	
Principal Investment Strategy	30% - 70% of Net Asset Value - Investments in securities of and securities relating to companies whose businesses are in the Greater China (i.e. the People's Republic of China, Hong Kong SAR and Taiwan) and are listed on the Greater China markets and/or other markets. 30% - 70% of Net Asset Value - Investments in Malaysian fixed income securities, money market instruments, cash and deposits with financial institutions. The actual asset allocation will be reviewed from time to time depending on economic and market conditions.	144
Benchmark	Composite Benchmark comprising: ▪ 50% MSCI Golden Dragon Index (RM); ▪ 50% RAM qs MGS 3-7 (medium).	145
Principal Risks	<ul style="list-style-type: none"> ▪ Restrictive geographical market ▪ Interest rate risk ▪ Credit/Default risk ▪ Foreign investment risks such as country risk and currency risk ▪ Equities investment risks such as market risk and particular security risk 	79, 80 & 89

		Pages
Investor Profile	<p>This Fund is suitable for investors who:</p> <ul style="list-style-type: none"> (i) are conservative and yet wish to participate opportunistically in the potential of the fast growing Greater China markets; (ii) seek a flexible investment mandate capable of capitalising and adapting to prevailing market conditions; and (iii) are willing to accept moderate risk in their investments in order to achieve long term* capital growth and income. <p>*Note: "long term" in this context refers to a period of between 5 - 7 years.</p>	-
Commencement Date	8 May 2007.	-
Financial Year End	31 December.	286
Distribution Mode	Distribution, if any, after deduction of taxation and expenses (i.e. net distribution), will be reinvested to purchase additional units of the Fund based on the Net Asset Value per unit as at the first Business Day when units in the Fund are quoted ex-entitlement. Allotment of such units shall be within two (2) weeks thereafter.	349
Distribution Policy	Consistent with the Fund's objective to maximize total returns through a combination of long term* growth of capital and current income, the Fund will distribute a portion of its returns to Unit Holders. Distributions, if any, after deduction of taxation and expenses are generally declared annually.	-

1.6.2 Fees and Charges

This table describes the charges that you may directly incur when you buy or redeem units of the Fund:

Charges		
(i)	Sales charge by distribution channels	
	Institutional Unit Trust Adviser (IUTA)	Up to 5.26% of investment amount.
	Tied (retail) agent	Up to 5.26% of investment amount.
	Direct sales (Direct investment with the Manager)	Up to 5.26% of investment amount.
An investor can expect differing sales charge to be levied when buying units of the Fund from the various distribution channels and within each distribution channel, subject to the maximum sales charge stipulated herein. This is due to the different levels of services provided by each distribution channel and/or the size of the investment undertaken.		328

			Pages
(ii)	Repurchase charge	None.	332
(iii)	Dilution fee/Transaction cost factor	None.	-
(iv)	Any other charges payable directly by the investors		
	Switching fee	RM25.00 per switch or the difference in sales charge which is deductible from the redemption amount of the units to be switched, where applicable.	332
	Transfer fee	RM5.00 per transfer.	333

This table describes the fees that you may indirectly incur when you invest in this Fund:

Fees and Expenses			
(i)	Annual management fee	1.80% per annum of Net Asset Value before deducting the Manager's and Trustee's fees for that particular day.	333
(ii)	Annual trustee fee	Up to 0.08% per annum of Net Asset Value before deducting the Manager's and Trustee's fees for that particular day (excluding foreign custodian fee and charges).	334
(iii)	Expenses directly related to the Fund	Auditors' fees, custodial charges, other relevant professional fees, cost of distribution of interim and annual reports, tax certificates, reinvestment statements and other notices to Unit Holders, commissions paid to brokers, other transaction costs and taxes.	338
(iv)	Other fees payable indirectly by an investor (if any)	None.	-

Note: The Manager may, for any reason at any time, waive or reduce the amount of its management fee only or other charges directly payable by the Unit Holder and/or investor in respect of the Fund, either generally (for all Unit Holders and/or investors) or specifically (for any particular Unit Holder and/or investor) and for any period or periods of time at its absolute discretion.

1.6.3 Transaction Details

Minimum Initial Investment	RM1,000 or such other amount as the Manager may from time to time accept.	346
Minimum Additional Investment	RM100 or such other amount as the Manager may from time to time accept.	346
Minimum Repurchase units	Any number of units.	346
Restriction on Frequency of Repurchase	No restrictions.	346

		Pages
Minimum Investment Balance	100 units or such other quantity as the Manager may from time to time decide.	346
Redemption Period	Redemption monies to be paid within ten (10) days after receipt by the Manager of the request to repurchase.	-
Cooling-Off Period	Unit Holders have the right to request for a refund of their investment within six (6) business days [#] which shall be effective from the date of receipt of the application by the Manager, subject to eligibility. [#] These are the working days when the Manager is open for business.	346
Switching Facility and Frequency of Switching	Available. <ul style="list-style-type: none"> • Minimum amount for a switch is RM1,000. • There are no restrictions as to the frequency of switching. • Minimum investment balance at all times must be one hundred (100) units after the switch. 	332, 348
Transfer Facility	Available. In the event of a partial transfer, both the transferor and the transferee must each hold a minimum investment balance of one hundred (100) units after the transfer.	333, 348
Dealing Hours	9:00 a.m. to 4:00 p.m. (Malaysia time) on any Business Day or such later time as the Manager may determine provided always that complete applications for the Fund are received before the next valuation point.	-

1.6.4 Other Information

Deed

Master deed dated 27 April 2004 as modified via its first supplemental master deed dated 8 June 2004, second supplemental master deed dated 19 October 2005, third supplemental master deed dated 8 December 2005, fourth supplemental master deed dated 28 February 2006, fifth supplemental master deed dated 9 March 2006, sixth supplemental master deed dated 22 September 2006, seventh supplemental master deed dated 15 December 2006, eighth supplemental master deed dated 30 January 2007, ninth supplemental master deed dated 9 April 2007, tenth supplemental master deed dated 14 May 2007, eleventh supplemental master deed dated 15 May 2007, twelfth supplemental master deed dated 27 June 2007, thirteenth supplemental master deed dated 24 December 2007, fourteenth supplemental master deed dated 28 February 2013 and fifteenth supplemental master deed dated 4 September 2013.

Pages

351

There are fees and charges involved and investors are advised to consider them before investing in the Fund.

Unit price and distributions payable, if any, may go down as well as up.

For information concerning certain risk factors which should be considered by prospective investors, see “Risk Factors” commencing on page 78.

Past performance of the Fund is not an indication of its future performance.

1.7 KEY DATA SECTION OF RHB-OSK ASIA ACTIVE ALLOCATION FUND

		Pages
1.7.1 General Information		
Name of Management Company	RHB Asset Management Sdn Bhd.	359
Name of Trustee	HSBC (Malaysia) Trustee Berhad.	370
Name of Fund	RHB-OSK Asia Active Allocation Fund.	-
Fund Category	Equity/Bond.	-
Fund Type	Growth and Income fund.	-
Investment Objective	This Fund aims to maximise total returns through a combination of long term* growth of capital and current income. *Note: "long term" in this context refers to a period of between 5 - 7 years.	150
Principal Investment Strategy	The Fund seeks to achieve its investment objective through a diversified portfolio of primarily Asian core/large companies ¹ securities, Asian small companies ² securities and Asian fixed income securities and money market instruments ³ . The Manager will generally invest approximately 50% of the Net Asset Value in the securities of and securities relating to Asian core/large companies, 30% of the Net Asset Value in the securities of and securities relating to Asian small companies and 20% of the Net Asset Value in Asian fixed income securities or money market instruments. The Fund's investments in the securities of Asian core/large companies and Asian small companies are those companies that are listed on the approved Asian stock exchanges (inclusive of the Australian and New Zealand Stock Exchanges) and have at least 50% of its business operations located in Asia and/or have at least 50% of its revenues derived from Asia. ¹ Companies that are not belonging to the below criteria set for the definition of Asian smaller companies and may be constituent or non-constituent stocks of the MSCI AC Far East ex Japan equities Index.	150

Pages

²Companies with a market capitalisation lower than the market capitalisation of the 50th percentile constituent (i.e. the median point of the index constituents market capitalisation) company (the “Cap”*) of the MSCI AC Asia Pacific Ex Japan Index or other recognised Asia Pacific ex Japan index (“Index”^); and which may be constituent or non-constituent stocks of the Index.

** Investors should note that the Fund will only observe the Cap at the time of investment in a company. If the Fund invests in a company and the market capitalisation of the company is subsequently higher than the current Cap, the Fund may continue to hold the stock in the company.*

^ Investors should note that the Index used may be different from the benchmark against which the performance of the Fund is measured, namely, the MSCI AC Asia Pacific ex Japan Mid Cap Index.

³Asian fixed income securities and money market instruments are defined as debt securities issued by Asian corporations, financial institutions, governments and their agencies (including money market instruments).

For the purposes of its tactical asset allocation, the Manager will have the discretion to allocate 20% to 60% of the Net Asset Value for investments in the securities of Asian core/large companies and/or up to 40% of the Net Asset Value in the securities of Asian small companies and/or 20% to 60% of the Net Asset Value in fixed income securities or money market instruments from the various segments which represents the asset allocation.

The asset allocation decisions will be made by the Manager who will examine the case for small cap, large cap and fixed income securities at different market and business cycles every quarter. Besides the quarterly strategy meeting to determine the asset allocation, the Manager will also meet monthly to ensure that the quarterly strategy asset allocation remains relevant. Asset allocation decisions are based on their respective performance, valuation, market/sector exposure and liquidity.

		Pages
	<p>This Fund's portfolio will be structured as follows:</p> <p>20% - 60% of Net Asset Value</p> <ul style="list-style-type: none"> - Investments in securities of and securities relating to Asian core/large companies. <p>Up to 40% of Net Asset Value</p> <ul style="list-style-type: none"> - Investments in securities of and securities relating to Asian small companies. <p>20% - 60% of Net Asset Value</p> <ul style="list-style-type: none"> - Investments in Asian fixed income securities and money market instruments including cash and deposits with financial institutions. <p>In determining the asset allocation, the Manager will observe the stipulated minimum and maximum percentage holdings of the various segments which represent the asset allocation.</p>	
Benchmark	<p>Composite Benchmark comprising:</p> <ul style="list-style-type: none"> ▪ 40% MSCI AC Far East Ex Japan Index (RM); ▪ 20% MSCI AC Asia Pacific ex Japan Mid Cap Index (RM); ▪ 40% JP Morgan Asia Credit Index Total Return (RM). 	153
Principal Risks	<ul style="list-style-type: none"> ▪ Liquidity risk ▪ Small capitalisation companies risk ▪ Equities investment risks such as market risk and particular security risk ▪ Interest rate risk ▪ Credit/Default risk ▪ Foreign investment risks such as country risk and currency risk 	79, 80 & 89
Investor Profile	<p>This Fund is suitable for investors who:</p> <ul style="list-style-type: none"> (i) wish to participate in the fast growing Asian markets; (ii) seek a flexible investment mandate capable of capitalising and adapting to prevailing market conditions; and (iii) are willing to accept moderate risk in their investments in order to achieve long term* capital growth and income. <p>*Note: "long term" in this context refers to a period of between 5 - 7 years.</p>	-
Commencement Date	23 October 2007.	-

		Pages
Financial Year End	31 March.	289
Distribution Mode	Distribution, if any, after deduction of taxation and expenses (i.e. net distribution), will be reinvested to purchase additional units of the Fund based on the Net Asset Value per unit as at the first Business Day when units in the Fund are quoted ex-entitlement. Allotment of such units shall be within two (2) weeks thereafter.	349
Distribution Policy	Consistent with the Fund’s objective to maximise total returns through a combination of long term* growth of capital and current income, the Fund will distribute a portion of its returns to Unit Holders. Distributions, if any, are generally declared annually and will be reinvested, after deduction of taxation and expenses.	-

*Note: “long term” in this context refers to a period of between 5 - 7 years.

1.7.2 Fees and Charges

This table describes the charges that you may directly incur when you buy or redeem units of this Fund:

Charges			
(i)	Sales charge by distribution channels		330
	Institutional Unit Trust Adviser (IUTA)	Up to 5.00% of investment amount.	
	Tied (retail) agent	Up to 5.00% of investment amount.	
	Direct sales (Direct investment with the Manager)	Up to 5.00% of investment amount.	
	An investor can expect differing sales charge to be levied when buying units of the Fund from the various distribution channels and within each distribution channel, subject to the maximum sales charge stipulated herein. This is due to the different levels of services provided by each distribution channel and/or the size of the investment undertaken.		
(ii)	Repurchase charge	None.	332
(iii)	Dilution fee/transaction cost factor	None.	-
(iv)	Any other charges payable directly by the investors		332
	Switching fee	RM25.00 per switch or the difference in sales charge which is deductible from the redemption amount of the units to be switched, where applicable.	
	Transfer fee	RM5.00 per transfer.	
			333

This table describes the fees that you may indirectly incur when you invest in this Fund:

Fees and Expenses			Pages
(i)	Annual management fee	1.80% per annum of Net Asset Value before deducting the Manager's and Trustee's fees for that particular day.	333
(ii)	Annual trustee fee	Up to 0.08% per annum of Net Asset Value before deducting the Manager's and Trustee's fees for that particular day (excluding foreign custodian fee and charges).	334
(iii)	Expenses directly related to the Fund	Auditors' fees, custodial charges, other relevant professional fees, cost of distribution of interim and annual reports, tax certificates, reinvestment statements and other notices to Unit Holders, commissions paid to brokers, other transaction costs and taxes.	338
(iv)	Other fees payable indirectly by an investor (if any)	None.	-
<p>Note: The Manager may, for any reason at any time, waive or reduce the amount of its management fee only or other charges directly payable by the Unit Holder and/or investor in respect of the Fund, either generally (for all Unit Holders and/or investors) or specifically (for any particular Unit Holder and/or investor) and for any period or periods of time at its absolute discretion.</p>			338
1.7.3 Transaction Details			
Minimum Initial Investment	RM1,000 or such other amount as the Manager may from time to time accept.		346
Minimum Additional Investment	RM100 or such other amount as the Manager may from time to time accept.		346
Minimum Repurchase units	Any number of units.		346
Restriction on Frequency of Repurchase	No restriction.		346
Minimum Investment Balance	100 units or such other quantity as the Manager may from time to time decide.		346
Redemption Period	Redemption monies to be paid within ten (10) days after receipt by the Manager of the request to repurchase.		-

		Pages
Cooling-Off Period	Unit Holders have the right to request for a refund of their investment within six (6) business days [#] which shall be effective from the date of receipt of the application by the Manager, subject to eligibility. [#] These are the working days when the Manager is open for business.	346
Switching Facility and Frequency of Switching	Available. <ul style="list-style-type: none"> • Minimum amount for a switch is RM1,000. • There are no restrictions as to the frequency of switching. • Minimum investment balance at all times must be one hundred (100) units after the switch. 	332, 348
Transfer Facility	Available. In the event of a partial transfer, both the transferor and the transferee must each hold a minimum investment balance of one hundred (100) units after the transfer.	333, 348
Dealing Hours	9:00 a.m. to 4:00 p.m. (Malaysia time) on any Business Day or such later time as the Manager may determine provided always that complete applications for the Fund are received before the next valuation point.	-
1.7.4 Other Information		
Deed	Deed dated 1 August 2007 as modified via its first supplemental deed dated 4 September 2013.	351

There are fees and charges involved and investors are advised to consider them before investing in the Fund.

Unit price and distributions payable, if any, may go down as well as up.

For information concerning certain risk factors which should be considered by prospective investors, see “Risk Factors” commencing on page 78.

Past performance of the Fund is not an indication of its future performance.

1.8 KEY DATA SECTION OF RHB-OSK BIG CAP CHINA ENTERPRISE FUND

		Pages
1.8.1 General Information		
Name of Management Company	RHB Asset Management Sdn Bhd.	359
Name of External Investment Manager	UOB Asset Management Ltd, Singapore.	366
Name of Trustee	HSBC (Malaysia) Trustee Berhad.	370
Name of Fund	RHB-OSK Big Cap China Enterprise Fund.	-
Fund Category	Equity fund.	-
Fund Type	Growth fund.	-
Investment Objective	This Fund aims to achieve long term* capital appreciation through investments in securities of companies with high growth potential. *Note: “long term” in this context refers to a period of between 5 - 7 years.	157
Principal Investment Strategy	This Fund will invest in equities and equity-linked securities issued by companies whose businesses are in the People’s Republic of China (“China”). Its indicative asset allocation is as follows: Up to 98% of Net Asset Value - Investments in equities and equity-linked securities issued by companies whose businesses are in China and are listed on the China markets and/or other markets. 2% - 5% of Net Asset Value - Investments in liquid assets including money market instruments and deposits with financial institutions. The above asset allocation is only indicative and will be reviewed from time to time depending on economic and market conditions.	157
Benchmark	MSCI China Index (RM).	158
Principal Risks	<ul style="list-style-type: none"> ▪ Restrictive geographical market ▪ Equities investment risks such as market risk and particular security risk ▪ Foreign investments risks such as country risk and currency risk 	79, 80 & 90

		Pages
Investor Profile	<p>This Fund is suitable for investors who:</p> <p>(i) wish to participate in the potential of the fast growing China economy; and</p> <p>(ii) are willing to accept higher risk in their investments in order to achieve long term* capital growth.</p> <p>*Note: "long term" in this context refers to a period of between 5 - 7 years.</p>	-
Commencement Date	3 December 2007.	-
Financial Year End	31 December.	293
Distribution Mode	Distribution, if any, after deduction of taxation and expenses (i.e. net distribution), will be reinvested to purchase additional units of the Fund based on the Net Asset Value per unit as at the first Business Day when units in the Fund are quoted ex-entitlement. Allotment of such units shall be within two (2) weeks thereafter.	349
Distribution Policy	Consistent with the Fund's objective which aims to achieve long term* capital appreciation, distributions will therefore be of secondary importance. Distributions, if any, after deduction of taxation and expenses will be reinvested.	-

1.8.2 Fees and Charges

This table describes the charges that you may directly incur when you buy or redeem units of this Fund:

Charges		
(i)	Sales charge by distribution channels	331
	Institutional Unit Trust Adviser (IUTA)	Up to 5.50% of investment amount.
	Tied (retail) agent	Up to 5.50% of investment amount.
	Direct sales (Direct investment with the Manager)	Up to 5.50% of investment amount.
An investor can expect differing sales charge to be levied when buying units of the Fund from the various distribution channels and within each distribution channel, subject to the maximum sales charge stipulated herein. This is due to the different levels of services provided by each distribution channel and/or the size of the investment undertaken.		
(ii)	Repurchase charge	332
(iii)	Dilution fee/Transaction cost factor	-
(iv)	Any other charges payable directly by the investors	
	Switching fee	RM25.00 per switch or the difference in sales charge which is deductible from the redemption amount of the units to be switched, where applicable.
	Transfer fee	RM5.00 per transfer.
		333

This table describes the fees that you may indirectly incur when you invest in this Fund:

Fees and Expenses			Pages
(i)	Annual management fee	1.80% per annum of Net Asset Value before deducting the Manager's and Trustee's fees for that particular day.	333
(ii)	Annual trustee fee	Up to 0.08% per annum of Net Asset Value before deducting the Manager's and Trustee's fees for that particular day (excluding foreign custodian fee and charges).	334
(iii)	Expenses directly related to the Fund	Auditors' fees, custodial charges, other relevant professional fees, cost of distribution of interim and annual reports, tax certificates, reinvestment statements and other notices to Unit Holders, commissions paid to brokers, other transaction costs and taxes.	338
(iv)	Other fees payable indirectly by an investor (if any)	None.	-
<p>Note: The Manager may, for any reason at any time, waive or reduce the amount of its management fee only or other charges directly payable by the Unit Holder and/or investor in respect of the Fund, either generally (for all Unit Holders and/or investors) or specifically (for any particular Unit Holder and/or investor) and for any period or periods of time at its absolute discretion.</p>			338
1.8.3 Transactions Details			
Minimum Initial Investment	RM1,000 or such other amount as the Manager may from time to time accept.		346
Minimum Additional Investment	RM100 or such other amount as the Manager may from time to time accept.		346
Minimum Repurchase units	Any number of units.		346
Restriction on Frequency of Repurchase	No restrictions.		346
Minimum Investment Balance	100 units or such other quantity as the Manager may from time to time decide.		346
Redemption Period	Redemption monies to be paid within ten (10) days after receipt by the Manager of the request to repurchase.		-
Cooling-Off Period	Unit Holders have the right to request for a refund of their investment within six (6) business days [#] which shall be effective from the date of receipt of the application by the Manager, subject to eligibility.		346
<p>[#]These are the working days when the Manager is open for business.</p>			

		Pages
Switching Facility and Frequency of Switching	Available. <ul style="list-style-type: none"> • Minimum amount for a switch is RM1,000. • There are no restrictions as to the frequency of switching. • Minimum investment balance at all times must be one hundred (100) units after the switch. 	332, 348
Transfer Facility	Available. In the event of a partial transfer, both the transferor and the transferee must each hold a minimum investment balance of one hundred (100) units after the transfer.	333, 348
Dealing Hours	9:00 a.m. to 4:00 p.m. (Malaysia time) on any Business Day or such later time as the Manager may determine provided always that complete applications for the Fund are received before the next valuation point.	-
1.8.4 Other Information		
Deed	Deed dated 16 October 2007 as modified via its first supplemental deed dated 4 September 2013.	351

There are fees and charges involved and investors are advised to consider them before investing in the Fund.

Unit price and distributions payable, if any, may go down as well as up.

For information concerning certain risk factors which should be considered by prospective investors, see "Risk Factors" commencing on page 78.

Past performance of the Fund is not an indication of its future performance.

1.9 KEY DATA SECTION OF RHB-OSK ASIAN GROWTH OPPORTUNITIES FUND

		Pages
1.9.1 General Information		
Name of Management Company	RHB Asset Management Sdn Bhd.	359
Name of Trustee	HSBC (Malaysia) Trustee Berhad.	370
Name of Fund	RHB-OSK Asian Growth Opportunities Fund.	-
Fund Category	Feeder fund.	-
Fund Type	Growth fund.	-
Investment Objective	<p>This Fund aims to achieve long term* capital growth by investing primarily in small capitalisation stocks and stock-related securities issued by corporations in the Asia Pacific region (excluding Japan).</p> <p>Note: * “long term” in this context refers to a period of between 5 - 7 years.</p> <p>For more information, investors should also refer to the target fund’s investment objective and investment strategy.</p>	162
Principal Investment Strategy	<p>The Fund will invest principally in one of the funds managed by UOB Asset Management Ltd, Singapore (“UOBAM”) that is the United Asian Growth Opportunities Fund (“UAGOF”). UAGOF, established/launched on 15 June 2004 is a collective investment scheme constituted in Singapore. Both UOBAM and UAGOF are regulated by the Monetary Authority of Singapore under the Securities and Futures Act (Chapter 289), Singapore. UAGOF invests a large part of its assets in companies whose market capitalisation is lower than the market capitalisation of the 50th percentile constituent company of a recognised Asia Pacific ex Japan index (“Index”) which may or may not be constituent stocks of the Index. Investors should note that the Index used may be different from the benchmark against which the performance of the target fund is measured, namely, the MSCI AC Asia Pacific ex Japan Mid Cap Index. Currently the Index used by the target fund is the MSCI AC Asia Pacific ex Japan Small Cap Index.</p> <p>The 50th percentile market capitalisation was set to ensure UAGOF invests in small capitalisation stocks. Currently, the indicative limit (50th percentile market capitalisation) is between US\$4 billion and US\$5 billion (as at 15 October 2014), hence UAGOF can purchase any stock with market capitalisation below this limit.</p>	162

		Pages
	<p>Such market capitalisation limit which is subject to change will only be observed at the time of investment in a company. The 50th percentile market capitalisation is used instead of an absolute number to determine the limit so as to allow for the effect of asset inflation on the prices of stocks over time. In managing UAGOF’s mandate there are restrictions on purchases of core benchmark component stocks unlike other types of growth funds where there are no restrictions. UAGOF cannot purchase key benchmark stocks due to the market cap limit, hence the benchmark is used as a guide.</p> <p>Its indicative asset allocation is as follows:</p> <p>At least 95% of Net Asset Value</p> <ul style="list-style-type: none"> - Investments in the units of United Asian Growth Opportunities Fund. <p>2% - 5% of Net Asset Value</p> <ul style="list-style-type: none"> - Investments in liquid assets including money market instruments and deposits with financial institutions. 	
Benchmark	MSCI AC Asia Pacific ex Japan Mid Cap Index (RM).	163
Principal Risks of the target fund, UAGOF	<ul style="list-style-type: none"> ▪ Market risk ▪ Foreign exchange risk ▪ Political risk ▪ Derivatives risk ▪ Liquidity risk ▪ Small capitalisation companies risk ▪ Single country, sector and regional risk ▪ Financial institution risk ▪ Equity risk ▪ Exceptional market conditions risk ▪ Actions of institutional investors ▪ Broker risk ▪ Counterparty risk 	91
Principal Risks of the Fund	<ul style="list-style-type: none"> ▪ Management risk ▪ Foreign investment risks such as country risk and currency risk 	79 & 91
Investor Profile	<p>This Fund is suitable for investors who:</p> <ul style="list-style-type: none"> (i) seek investment opportunities in the small cap securities in the Asian (excluding Japan) region; (ii) wish to invest in an established foreign fund managed by a renowned fund manager; and (iii) are willing to accept a higher risk in their investments to obtain potentially higher returns in the long term*. <p>*Note: “long term” in this context refers to a period of between 5 - 7 years.</p>	-

		Pages
Commencement Date	8 January 2008.	-
Financial Year End	31 December.	296
Distribution Mode	Distribution, if any, after deduction of taxation and expenses (i.e. net distribution), will be reinvested to purchase additional units of the Fund based on the Net Asset Value per unit as at the first Business Day when units in the Fund are quoted ex-entitlement. Allotment of such units shall be within two (2) weeks thereafter.	349
Distribution Policy	Consistent with the Fund's objective to achieve long term* capital appreciation, distributions will therefore be of secondary importance. Distributions, if any, after deduction of taxation and expenses, will be reinvested. *Note: "long term" in this context refers to a period of between 5 - 7 years.	-

1.9.2 Fees and Charges

This table describes the charges that you may directly incur when you buy or redeem units of this Fund:

Charges			
(i)	Sales charge by distribution channels		321
	Institutional Unit Trust Adviser (IUTA)	Up to 5.00% of investment amount.	
	Tied (retail) agent	Up to 5.00% of investment amount.	
	Direct sales (Direct investment with the Manager)	Up to 5.00% of investment amount.	
	An investor can expect differing sales charge to be levied when buying units of the Fund from the various distribution channels and within each distribution channel, subject to the maximum sales charge stipulated herein. This is due to the different levels of services provided by each distribution channel and/or the size of the investment undertaken.		
(ii)	Repurchase charge	None.	332
(iii)	Dilution fee/Transaction cost factor	None.	-
(iv)	Any other charges payable directly by the investors		332
	Switching fee	RM25.00 per switch or the difference in sales charge which is deductible from the redemption amount of the units to be switched, where applicable.	
	Transfer fee	RM5.00 per transfer.	

This table describes the fees that you may indirectly incur when you invest in this Fund:

Fees and Expenses			Pages
(i)	Annual management fee	1.80% per annum of Net Asset Value before deducting the Manager’s and Trustee’s fees for that particular day. There is no DOUBLE CHARGING OF MANAGEMENT FEE . This means that the Unit Holders will incur ONLY ONE MANAGEMENT FEE and ONLY AT THE FUND’S LEVEL .	333
(ii)	Annual trustee fee	Up to 0.08% per annum of Net Asset Value before deducting the Manager’s and Trustee’s fees for that particular day (excluding foreign custodian fee and charges).	334
(iii)	Expenses directly related to the Fund	Auditors’ fees, custodial charges, other relevant professional fees, cost of distribution of interim and annual reports, tax certificates, reinvestment statements and other notices to Unit Holders, commissions paid to brokers, other transaction costs and taxes.	338
(iv)	Other fees payable indirectly by an investor (if any)	None levied by the Manager. However, as AGO will invest in units of UAGOF, there are also fees indirectly incurred by this Fund such as annual trustee remuneration, audit fee, custodian fee and other fees and charges which are incurred at the UAGOF level.	335
<p>Note: The Manager may, for any reason at any time, waive or reduce the amount of its management fee only or other charges directly payable by the Unit Holder and/or investor in respect of the Fund, either generally (for all Unit Holders and/or investors) or specifically (for any particular Unit Holder and/or investor) and for any period or periods of time at its absolute discretion.</p>			338
<p>1.9.3 Transaction Details</p>			
Minimum Initial Investment	RM1,000 or such other amount as the Manager may from time to time accept.		346
Minimum Additional Investment	RM100 or such other amount as the Manager may from time to time accept.		346
Minimum Repurchase units	Any number of units.		346
Restriction on Frequency of Repurchase	No restrictions.		346
Minimum Investment Balance	100 units or such other quantity as the Manager may from time to time decide.		346
Redemption Period	Redemption monies to be paid within ten (10) days after receipt by the Manager of the request to repurchase.		-

		Pages
Cooling-Off Period	Unit Holders have the right to request for a refund of their investment within six (6) business days [#] which shall be effective from the date of receipt of the application by the Manager, subject to eligibility. [#] These are the working days when the Manager is open for business.	346
Switching Facility and Frequency of Switching	Available. <ul style="list-style-type: none"> • Minimum amount for a switch is RM1,000. • There are no restrictions as to the frequency of switching. • Minimum investment balance at all times must be one hundred (100) units after the switch. 	332, 348
Transfer Facility	Available. In the event of a partial transfer, both the transferor and the transferee must each hold a minimum investment balance of one hundred (100) units after the transfer.	333, 348
Dealing Hours	9:00 a.m. to 4:00 p.m. (Malaysia time) on any Business Day or such later time as the Manager may determine provided always that complete applications for the Fund are received before the next valuation point.	-
1.9.4 Other Information		
Deed	Deed dated 20 July 2007 as modified via its first supplemental deed dated 4 September 2013.	351

There are fees and charges involved and investors are advised to consider them before investing in the Fund.

Unit price and distributions payable, if any, may go down as well as up.

For information concerning certain risk factors which should be considered by prospective investors, see “Risk Factors” commencing on page 78.

Past performance of the Fund is not an indication of its future performance.

1.10 KEY DATA SECTION OF RHB-OSK GLOBAL CAPITAL FUND

		Pages
1.10.1 General Information		
Name of Management Company	RHB Asset Management Sdn Bhd.	359
Name of Trustee	HSBC (Malaysia) Trustee Berhad.	370
Name of Fund	RHB-OSK Global Capital Fund.	-
Fund Category	Feeder fund.	-
Fund Type	Growth fund.	-
Investment Objective	<p>This Fund aims to achieve long term* capital appreciation by investing, primarily, in securities issued by banks, finance companies, insurers and other corporations which carry on the business of financial services or which derive their revenues from subsidiaries carrying on the business of banking and/or financial services.</p> <p>Note: * “long term” in this context refers to a period of between 5 - 7 years.</p> <p>For more information, investors should also refer to the target fund’s investment objective, investment focus and approach.</p>	184
Principal Investment Strategy	<p>The Fund will invest principally in one of the funds managed by UOB Asset Management Ltd, Singapore, (“UOBAM”) that is the United Global Financials Fund (formerly known as United Global Capital Fund) (“UGFF”). UGFF, launched in June 1996 is a collective investment scheme domiciled in Singapore. Both UOBAM and UGFF are regulated by the Monetary Authority of Singapore under the Securities and Futures Act (Chapter 289), Singapore. UGFF invests in securities issued by banks, finance companies, insurers and other corporations which carry on the business of financial services or which derive their revenues from subsidiaries carrying on the business of banking and/or financial services.</p> <p>Its asset allocation is as follows:</p> <p>At least 95% of Net Asset Value</p> <ul style="list-style-type: none"> - Investments in the units of United Global Financials Fund (formerly known as United Global Capital Fund). <p>2% - 5% of Net Asset Value</p> <ul style="list-style-type: none"> - Investments in liquid assets including money market instruments and deposits with financial institutions. 	184

		Pages
Benchmark	MSCI World Financials Index (RM).	185
Principal Risks of the target fund	<ul style="list-style-type: none"> ▪ Market risk in the global markets ▪ Risk of investments in warrants and options ▪ Foreign exchange risk ▪ Political risk ▪ Liquidity risk ▪ Derivatives risk ▪ Financial services sector risk ▪ Broker risk ▪ Counterparty risk ▪ Equity risk 	94
Principal Risks of the Fund	<ul style="list-style-type: none"> ▪ Management risk ▪ Foreign investment risks such as currency risk and country risk 	79 & 94
Investor Profile	<p>This Fund is suitable for investors who:</p> <ul style="list-style-type: none"> (i) seek investment opportunities in the global financial services sector; (ii) wish to invest in an established foreign fund managed by a renowned fund manager; and (iii) are willing to accept a higher risk in their investments to obtain potentially higher returns in the long term*. <p>*Note: "long term" in this context refers to a period of between 5 - 7 years.</p>	-
Distribution Mode	Distribution, if any, after deduction of taxation and expenses (i.e. net distribution), will be reinvested to purchase additional units of the Fund based on the Net Asset Value per unit as at the first Business Day when units in the Fund are quoted ex-entitlement. Allotment of such units shall be within two (2) weeks thereafter.	349
Distribution Policy	Consistent with the Fund's objective to achieve long term* capital appreciation, distributions will therefore be of secondary importance. Distributions, if any, will be reinvested after deduction of taxation and expenses.	-
Commencement Date	11 June 2008.	-
Financial Year End	30 June.	299

1.10.2 Fees and Charges

This table describes the charges that you may directly incur when you buy or redeem units of this Fund:

Charges			Pages
(i)	Sales charge by distribution channels		331
	Institutional Unit Trust Adviser (IUTA)	Up to 5.50% of investment amount.	
	Tied (retail) agent	Up to 5.50% of investment amount.	
	Direct sales (Direct investment with the Manager)	Up to 5.50% of investment amount.	
	An investor can expect differing sales charge to be levied when buying units of the Fund from the various distribution channels and within each distribution channel, subject to the maximum sales charge stipulated herein. This is due to the different levels of services provided by each distribution channel and/or the size of the investment undertaken.		
(ii)	Repurchase charge	None.	332
(iii)	Dilution fee/Transaction cost factor	None.	-
(iv)	Any other charges payable directly by the investors		-
	Switching fee	RM25.00 per switch or the difference in sales charge which is deductible from the redemption amount of the units to be switched, where applicable.	332
	Transfer fee	RM5.00 per transfer.	333
<i>This table describes the fees that you may indirectly incur when you invest in this Fund:</i>			
Fees and Expenses			
(i)	Annual management fee	1.80% per annum of Net Asset Value before deducting the Manager's and Trustee's fees for that particular day. There is no DOUBLE CHARGING OF MANAGEMENT FEE . This means that the Unit Holders will incur ONLY ONE MANAGEMENT FEE and ONLY AT THE FUND'S LEVEL .	333
(ii)	Annual trustee fee	Up to 0.08% per annum of Net Asset Value before deducting the Manager's and Trustee's fees for that particular day (excluding foreign custodian fee and charges).	334
(iii)	Expenses directly related to the Fund	Auditors' fees, custodial charges, other relevant professional fees, cost of distribution of interim and annual reports, tax certificates, reinvestment statements and other notices to Unit Holders and taxes.	338

		Pages	
(iv)	Other fees payable indirectly by an investor (if any)	None levied by the Manager. However, as GCF will invest in units of UGFF, there are also fees indirectly incurred by this Fund such as annual trustee fee, annual registrar and transfer agent services fee, annual valuation and accounting services fee, audit fee, custodian fee and other fees and charges which are incurred at the UGFF level.	336
<p>Note: The Manager may, for any reason at any time, waive or reduce the amount of its management fee only or other charges directly payable by the Unit Holder and/or investor in respect of the Fund, either generally (for all Unit Holders and/or investors) or specifically (for any particular Unit Holder and/or investor) and for any period or periods of time at its absolute discretion.</p>			338
<p>1.10.3 Transaction Details</p>			
Minimum Initial Investment	RM1,000 or such other amount as the Manager may from time to time accept.		-
Minimum Additional Investment	RM100 or such other amount as the Manager may from time to time accept.		-
Minimum Repurchase units	Any number of units.		346
Restriction on Frequency of Repurchase	No restrictions.		346
Minimum Investment Balance	100 units or such other quantity as the Manager may from time to time decide.		346
Redemption Period	Redemption monies to be paid within ten (10) days after receipt by the Manager of the request to repurchase.		-
Cooling-Off Period	Unit Holders have the right to request for a refund of their investment within six (6) business days [#] which shall be effective from the date of receipt of the application by the Manager, subject to eligibility.		346
	[#] These are the working days when the Manager is open for business.		
Switching Facility and Frequency of Switching	Available. <ul style="list-style-type: none"> • Minimum amount for a switch is RM1,000. • There are no restrictions as to the frequency of switching. • Minimum investment balance at all times must be one hundred (100) units after the switch. 		332, 348

		Pages
Transfer Facility	Available. In the event of a partial transfer, both the transferor and the transferee must each hold a minimum investment balance of one hundred (100) units after the transfer.	333, 348
Dealing Hours	9:00 a.m. to 4:00 p.m. (Malaysia time) on any Business Day or such later time as the Manager may determine provided always that complete applications for the Fund are received before the next valuation point.	-
1.10.4 Other Information		
Deed	Deed dated 2 January 2008 as modified via its first supplemental deed dated 4 September 2013.	351

There are fees and charges involved and investors are advised to consider them before investing in the Fund.

Unit price and distributions payable, if any, may go down as well as up.

For information concerning certain risk factors which should be considered by prospective investors, see “Risk Factors” commencing on page 78.

Past performance of the Fund is not an indication of its future performance.

1.11 KEY DATA SECTION OF RHB-OSK ENERGY FUND

		Pages
1.11.1 General Information		
Name of Management Company	RHB Asset Management Sdn Bhd.	359
Name of Trustee	HSBC (Malaysia) Trustee Berhad.	370
Name of Fund	RHB-OSK Energy Fund.	-
Fund Category	Fixed income fund.	-
Fund Type	Although the Fund invests in Malaysian fixed income instruments, the Fund can have up to 100% of its Net Asset Value exposed to a basket of underlying assets that are linked to the global energy sector via a derivative in the form of a swap agreement. Growth fund.	-
Investment Objective	The Fund aims to achieve long term* capital appreciation through an investment that is linked to the global energy sector. *Note: “long term” in this context refers to a period of between 5 - 7 years.	210
Principal Investment Strategy	The Fund seeks to achieve its investment objective by investing up to 100% of its Net Asset Value into Malaysian fixed income instruments and up to 10% of its Net Asset Value as capital payment for exposure to an over-the-counter (OTC) derivative instrument in the form of a one month rolling swap agreement with a counterparty that offers exposure to the performance of a commodity based index [selected from a pool of 4 commodity based indices, namely, the JPMCCI Energy Excess Return Index and 3 other indices based on the JP Morgan Contag Beta Energy Excess Return Index (collectively, the “Contag Indices”), to be determined by the Manager], an exchange traded fund and an equity index. Henceforth, the Fund will have exposure to the following basket of underlying assets (“Underlying”): 60% of a commodity based index selected from the following: i) JPMCCI Energy Excess Return Index ii) Contag Beta Energy Excess Return Index-Beta Index iii) Contag Beta Energy Excess Return Index-Alpha Index iv) Contag Beta Energy Excess Return Index-Alpha Beta Index 20% of Energy Select Sector SPDR Fund (exchange traded fund)	210

		Pages
	<p>20% of MSCI World Energy Index (an equity index)</p> <p>which are linked to the global energy sector.</p> <p>The selected commodity based index will provide investors with an exposure to global energy futures. The US-based exchange traded fund will give investors exposure to companies in the conventional energy sector and the equity index will provide investors with exposure to oil related companies. Collectively, the Underlying is reflective of the global energy sector.</p> <p>The Fund’s portfolio will be structured as follows:</p> <p>90% to 100% of Net Asset Value</p> <ul style="list-style-type: none"> - Investments in Malaysian bonds, money market instruments, cash and deposits with financial institutions. <p>Up to 10% of Net Asset Value</p> <ul style="list-style-type: none"> - As capital payment for exposure to a derivative instrument in the form of a swap agreement that will provide the Fund with exposure to the global energy sector. With this capital payment, the Fund can have a notional amount of up to 100% of its Net Asset Value exposed to the Underlying which are linked to the global energy sector. 	
Benchmark	<p>Composite Benchmark comprising:</p> <p>60% S&P GSCI Energy Official Close Excess Return Index (RM)</p> <p>40% MSCI World Energy Index (RM)</p>	223
Principal Risks	<ul style="list-style-type: none"> ▪ Credit/Default risk ▪ Interest rate risk ▪ Counterparty credit risk associated with derivatives ▪ Derivatives risk ▪ Legal/Regulatory risk ▪ Sector risk ▪ Currency risk ▪ Management risk ▪ Risk linked to the MSCI World Energy Index ▪ Returns are not guaranteed ▪ Risks relating to JPMCCI Energy Excess Return Index and the Contag Indices 	96
Investor Profile	<p>This Fund is suitable for investors who:</p> <p>(i) seek investment opportunities in the global energy sector;</p> <p>(ii) seek capital growth;</p> <p>(iii) have a long term* investment horizon; and</p> <p>(iv) have an appetite for risk to gain higher returns.</p> <p>*Note: “long term” in this context refers to a period of between 5 - 7 years.</p>	-

		Pages
Distribution Mode	Distribution, if any, after deduction of taxation and expenses (i.e. net distribution), will be reinvested to purchase additional units of the Fund based on the Net Asset Value per unit as at the first Business Day when units in the Fund are quoted ex-entitlement. Allotment of such units shall be within two (2) weeks thereafter.	349
Distribution Policy	Consistent with the Fund's objective which aims to achieve long term* capital appreciation, distributions will therefore be of secondary importance. Distributions, if any, will be reinvested after deduction of taxation, if any, and expenses. *Note: "long term" in this context refers to a period of between 5 - 7 years.	-
Commencement Date	23 March 2009.	-
Financial Year End	31 March.	302

1.11.2 Fees and Charges

This table describes the charges that you may directly incur when you buy or redeem units of this Fund:

Charges			
(i)	Sales charge by distribution channels		330
	Institutional Unit Trust Adviser (IUTA)	Up to 5.00% of investment amount.	
	Tied (retail) agent	Up to 5.00% of investment amount.	
	Direct sales (Direct investment with the Manager)	Up to 5.00% of investment amount.	
	An investor can expect differing sales charge to be levied when buying units of the Fund from the various distribution channels and within each distribution channel, subject to the maximum sales charge stipulated herein. This is due to the different levels of services provided by each distribution channel and/or the size of the investment undertaken.		
(ii)	Repurchase charge	None.	332
(iii)	Dilution fee/transaction cost factor	None.	-
(iv)	Any other charges payable directly by the investors		332
	Switching fee	RM25.00 per switch or the difference in sales charge which is deductible from the redemption amount of the units to be switched, where applicable.	
	Transfer fee	RM5.00 per transfer.	

This table describes the fees that you may indirectly incur when you invest in this Fund:

Fees and Expenses			Pages
(i)	Annual management fee	1.50% per annum of Net Asset Value before deducting the Manager's and Trustee's fees for that particular day.	333
(ii)	Annual trustee fee	Up to 0.08% per annum of Net Asset Value before deducting the Manager's and Trustee's fees for that particular day.	334
(iii)	Expenses directly related to the Fund	Auditors' fees and other relevant professional fees, custodial charges, cost of distribution of interim and annual reports, tax certificates, reinvestment statements and other notices to Unit Holders, commissions paid to brokers, other transaction costs and taxes.	338
(iv)	Other fees payable indirectly by an investor (if any)	In consideration of the swap transaction entered into with the swap counterparty, the counterparty will charge a swap transaction fee of 1.50% p.a. The fee is computed based on the notional amount exposed by the Fund.	337
<p>Note: The Manager may, for any reason at any time, waive or reduce the amount of its management fee only or other charges directly payable by the Unit Holder and/or investor in respect of the Fund, either generally (for all Unit Holders and/or investors) or specifically (for any particular Unit Holder and/or investor) and for any period or periods of time at its absolute discretion.</p>			338
1.11.3 Transaction Details			
Minimum Initial Investment	RM1,000 or such other amount as the Manager may from time to time accept.		346
Minimum Additional Investment	RM100 or such other amount as the Manager may from time to time accept.		346
Minimum Repurchase units	Any number of units.		346
Restriction on Frequency of Repurchase	No restriction.		346
Minimum Investment Balance	100 units or such other quantity as the Manager may from time to time decide.		346
Redemption Period	Redemption monies to be paid within ten (10) days after receipt by the Manager of the request to repurchase.		-

		Pages
Cooling-Off Period	Unit Holders have the right to request for a refund of their investment within six (6) business days [#] which shall be effective from the date of receipt of the application by the Manager, subject to eligibility. [#] These are the working days when the Manager is open for business.	346
Switching Facility	Available. <ul style="list-style-type: none"> • Minimum amount for a switch is RM1,000. • There are no restrictions as to the frequency of switching. • Minimum investment balance at all times must be one hundred (100) units after the switch. 	332, 348
Transfer Facility	Available. In the event of a partial transfer, both the transferor and transferee must each hold a minimum investment balance of one hundred (100) units after the transfer.	333, 348
Dealing Hours	9:00 a.m. to 4:00 p.m. (Malaysia time) on any Business Day or such later time as the Manager may determine provided always that complete applications for the Fund are received before the next valuation point.	-
1.11.4 Other Information		
Deed	Deed dated 13 January 2009 as modified via its first supplemental deed dated 4 September 2013.	351

There are fees and charges involved and investors are advised to consider them before investing in the Fund.

Unit price and distributions payable, if any, may go down as well as up.

For information concerning certain risk factors which should be considered by prospective investors, see “Risk Factors” commencing on page 78.

Past performance of the Fund is not an indication of its future performance.

1.12 KEY DATA SECTION OF RHB-OSK ASEAN FUND

		Pages
1.12.1 General Information		
Name of Management Company	RHB Asset Management Sdn Bhd.	359
Name of Trustee	HSBC (Malaysia) Trustee Berhad.	370
Name of Fund	RHB-OSK ASEAN Fund.	-
Fund Category	Equity fund.	-
Fund Type	Growth fund.	-
Investment Objective	This Fund aims to achieve medium to long term* capital appreciation through investments in securities of companies with high growth potential. *Note: "medium to long term" in this context refers to a period of between 3 - 7 years.	234
Principal Investment Strategy	Existing principal investment strategy: This Fund will invest in equities and equity-linked securities issued by companies whose businesses are in the ASEAN countries (i.e. Malaysia, Singapore, Thailand, Philippines, Indonesia, Vietnam, Myanmar, Cambodia, Laos and Brunei). Its indicative asset allocation is as follows: Up to 98% of Net Asset Value - Investments in equities and equity-linked securities issued by companies whose businesses are in ASEAN countries and are listed on the ASEAN markets and/or other markets. 2% - 5% of Net Asset Value - Investments in liquid assets including money market instruments and deposits with financial institutions. The above asset allocation is only indicative and will be reviewed from time to time depending on economic and market conditions. Effective from 15 December 2014, the Fund's new principal investment strategy is as follows: The Fund seeks to achieve its investment objective by investing primarily [^] in the securities of companies that are expected to benefit from the on-going development and growth of the ASEAN region (i.e. Malaysia, Singapore, Thailand, Philippines, Indonesia, Vietnam, Myanmar, Cambodia, Laos and Brunei) and opportunistically [^] from the on-going development and growth in Asia (i.e. India, China, Hong Kong, Korea, Taiwan and Japan). In managing the Fund, the Manager will seek out companies that are exposed to the key development and growth trends that the Manager identifies as drivers of business and security markets performance.	234

		Pages
	<p>^“primarily” refers to at least 70% of Net Asset Value and “opportunistically” means investing up to 30% of Net Asset Value in the securities of companies which are exposed to the investment themes identified by the Manager that influence the performance of the Asian capital markets.</p> <p>Its asset allocation is as follows:</p> <p>70% to 98% of Net Asset Value</p> <ul style="list-style-type: none"> - Investments in equities and equity related securities (such as warrants). <p>Up to 30% of Net Asset Value</p> <ul style="list-style-type: none"> - Investments in fixed income securities such as government and semi-government bonds, corporate debt securities and money market instruments. <p>2% - 5% of Net Asset Value</p> <ul style="list-style-type: none"> - Investments in liquid assets including money market instruments and deposits with financial institutions. <p>The above asset allocation will be reviewed from time to time depending on economic and market conditions.</p>	
Benchmark	MSCI South East Asia Index (RM).	237
Principal Risks	<ul style="list-style-type: none"> ▪ Restrictive geographical market ▪ Equities investment risks such as market risk and particular security risk ▪ Foreign investments risks such as country risk and currency risk 	79, 80 & 101
Investor Profile	<p>This Fund is suitable for investors who:</p> <ul style="list-style-type: none"> (i) wish to participate in the potential and investment opportunities of the fast growing ASEAN economies; and (ii) are willing to accept higher risk in their investments in order to achieve medium to long term* capital growth. <p>*Note: “medium to long term” in this context refers to a period of between 3 - 7 years.</p>	-
Distribution Mode	Distribution, if any, after deduction of taxation and expenses (i.e. net distribution), will be reinvested to purchase additional units of the Fund based on the Net Asset Value per unit as at the first Business Day when units in the Fund are quoted ex-entitlement. Allotment of such units shall be within two (2) weeks thereafter.	349

		Pages
Distribution Policy	Consistent with the Fund’s objective which aims to achieve medium to long term* capital appreciation, distributions will therefore be of secondary importance. Distributions, if any, will be reinvested after deduction of taxation, if any, and expenses.	-
Commencement Date	2 December 2009.	-
Financial Year End	30 April.	305

1.12.2 Fees and Charges

This table describes the charges that you may directly incur when you buy or redeem units of this Fund:

Charges			
(i)	Sales charge by distribution channels		331
	Institutional Unit Trust Adviser (IUTA)	Up to 5.50% of investment amount.	
	Tied (retail) agent	Up to 5.50% of investment amount.	
	Direct sales (Direct investment with the Manager)	Up to 5.50% of investment amount.	
	An investor can expect differing sales charge to be levied when buying units of the Fund from the various distribution channels and within each distribution channel, subject to the maximum sales charge stipulated herein. This is due to the different levels of services provided by each distribution channel and/or the size of the investment undertaken.		
(ii)	Repurchase charge	None.	332
(iii)	Dilution fee/transaction cost factor	None.	-
(iv)	Any other charges payable directly by the investors		334
	Switching fee	RM25.00 per switch or the difference in sales charge which is deductible from the redemption amount of the units to be switched, where applicable.	
	Transfer fee	RM5.00 per transfer.	

This table describes the fees that you may indirectly incur when you invest in this Fund:

Fees and Expenses			
(i)	Annual management fee	1.80% per annum of Net Asset Value before deducting the Manager’s and Trustee’s fees for that particular day.	333
(ii)	Annual trustee fee	Up to 0.08% per annum of Net Asset Value before deducting the Manager’s and Trustee’s fees for that particular day (excluding foreign custodian fee and charges).	334

			Pages
(iii)	Expenses directly related to the Fund	Auditors' fees and other relevant professional fees, custodial charges, cost of distribution of interim and annual reports, tax certificates, reinvestment statements and other notices to Unit Holders, commissions paid to brokers, other transaction costs and taxes.	338
(iv)	Other fees payable indirectly by an investor (if any)	None.	-
<p>Note: The Manager may, for any reason at any time, waive or reduce the amount of its management fee only or other charges directly payable by the Unit Holder and/or investor in respect of the Fund, either generally (for all Unit Holders and/or investors) or specifically (for any particular Unit Holder and/or investor) and for any period or periods of time at its absolute discretion.</p>			338
1.12.3 Transaction Details			
Minimum Initial Investment	RM1,000 or such other amount as the Manager may from time to time accept.		346
Minimum Additional Investment	RM100 or such other amount as the Manager may from time to time accept.		346
Minimum Repurchase units	Any number of units.		346
Restriction on Frequency of Repurchase	No restriction.		346
Minimum Investment Balance	100 units or such other quantity as the Manager may from time to time decide.		346
Redemption Period	Redemption monies to be paid within ten (10) days after receipt by the Manager of the request to repurchase.		-
Cooling-Off Period	Unit Holders have the right to request for a refund of their investment within six (6) business days [#] which shall be effective from the date of receipt of the application by the Manager, subject to eligibility.		346
	[#] These are the working days when the Manager is open for business.		
Switching Facility	Available. <ul style="list-style-type: none"> • Minimum amount for a switch is RM1,000. • There are no restrictions as to the frequency of switching. • Minimum investment balance at all times must be one hundred (100) units after the switch. 		332, 348
Transfer Facility	Available. In the event of a partial transfer, both the transferor and transferee must each hold a minimum investment balance of one hundred (100) units after the transfer.		333, 348

		Pages
Dealing Hours	9:00 a.m. to 4:00 p.m. (Malaysia time) on any Business Day or such later time as the Manager may determine provided always that complete applications for the Fund are received before the next valuation point.	-
1.12.4 Other Information		
Deed	Deed dated 19 December 2007 as modified via its first supplemental deed dated 4 September 2013.	351

There are fees and charges involved and investors are advised to consider them before investing in the Fund.

Unit price and distributions payable, if any, may go down as well as up.

For information concerning certain risk factors which should be considered by prospective investors, see “Risk Factors” commencing on page 78.

Past performance of the Fund is not an indication of its future performance.

1.13 KEY DATA SECTION OF RHB-OSK US FOCUS EQUITY FUND

		Pages
1.13.1 General Information		
Name of Management Company	RHB Asset Management Sdn Bhd.	359
Name of Trustee	HSBC (Malaysia) Trustee Berhad.	370
Name of Fund	RHB-OSK US Focus Equity Fund.	-
Fund Category	Feeder fund.	-
Fund Type	Growth fund.	-
Investment Objective	<p>The Fund will invest in a target fund which aims to provide capital growth primarily through investment in equity securities of smaller and medium-sized US companies. Smaller and medium-sized US companies are considered companies which, at the time of purchase, form the bottom 40% by market capitalisation of the US market.</p> <p>Note: For more information, investors should also refer to the target fund's investment objective, investment focus and approach.</p>	241
Principal Investment Strategy	<p>The Fund will invest principally in one of the funds under the Schroder International Selection Fund ("Schroder ISF") that is, the Schroder International Selection Fund US Small & Mid-Cap Equity ("Schroder ISF USSME"), which is managed by the management company, Schroder Investment Management (Luxembourg) S.A. and whose investment manager is Schroder Investment Management North America Inc. Schroder Investment Management North America Inc. is regulated by the Securities Exchange Commission, USA under the Investment Company Act of 1940. The Fund will invest into the Schroder ISF USSME - X Accumulation Share Class (denominated in US Dollars). Schroder ISF USSME, launched on 10 December 2004 is a collective investment scheme domiciled in Luxembourg and is regulated by the Commission de Surveillance du Secteur Financier (Luxembourg Financial Sector Supervising Authority) under the Luxembourg Law on Undertakings for Collective Investment dated 17 December 2010. Schroder ISF USSME invests primarily in equity securities of smaller and medium-sized US companies. These are US companies which, at the time of purchase, form the bottom 40% by market capitalisation of the US market.</p>	241

		Pages
	This Fund's portfolio will be structured as follows:	
	At least 95% of Net Asset Value	
	- Investments in the X Accumulation Shares of Schroder ISF USSME.	
	2% - 5% of Net Asset Value	
	- Investments in liquid assets including money market instruments and deposits with financial institutions.	
Benchmark	Russell 2500 TR Lagged (RM).	242
Principal Risks of the target fund	<ul style="list-style-type: none"> ▪ General risks ▪ Investment objective risk ▪ Regulatory risk ▪ Risk of suspension of share dealings ▪ Liquidity risk ▪ Financial derivative instrument risk ▪ Warrants risk ▪ Counterparty risk ▪ Custody risk ▪ Smaller companies risk ▪ Initial public offerings risk ▪ Emerging and less developed markets securities risk ▪ Specific risks linked to securities lending and repurchase transactions ▪ Potential conflict of interest risk 	102
Principal risks of the Fund	<ul style="list-style-type: none"> ▪ Management risk ▪ Foreign investment risks such as currency risk and country risk 	79 & 102
Investor Profile	<p>This Fund is suitable for investors who:</p> <ul style="list-style-type: none"> (i) seek investment opportunities in the US market; (ii) have medium to high risk appetite; and (iii) seek capital growth. 	-
Distribution Mode	Distribution, if any, after deduction of taxation and expenses (i.e. net distribution), will be reinvested to purchase additional units of the Fund based on the Net Asset Value per unit as at the first Business Day when units in the Fund are quoted ex-entitlement. Allotment of such units shall be within two (2) weeks thereafter.	349
Distribution Policy	Consistent with the Fund's objective to achieve capital growth, distribution will therefore be of secondary importance. Distribution, if any, after deduction of taxation and expenses, will be reinvested.	-
Commencement Date	15 October 2010.	-
Financial Year End	31 October.	308

1.13.2 Fees and Charges

This table describes the charges that you may directly incur when you buy or redeem units of this Fund:

Charges			Pages
(i)	Sales charge by distribution channels		331
	Institutional Unit Trust Adviser (IUTA)	Up to 5.50% of investment amount.	
	Tied (retail) agent	Up to 5.50% of investment amount.	
	Direct sales (Direct investment with the Manager)	Up to 5.50% of investment amount.	
	An investor can expect differing sales charge to be levied when buying units of the Fund from the various distribution channels and within each distribution channel, subject to the maximum sales charge stipulated herein. This is due to the different levels of services provided by each distribution channel and/or the size of the investment undertaken.		
(ii)	Repurchase charge	None.	332
(iii)	Dilution fee/transaction cost factor	None.	-
(iv)	Any other charges payable directly by the investors		332
	Switching fee	RM25.00 per switch or the difference in sales charge which is deductible from the redemption amount of the units to be switched, where applicable.	
	Transfer fee	RM5.00 per transfer.	
			333

This table describes the fees that you may indirectly incur when you invest in this Fund:

Fees and Expenses			Pages
(i)	Annual management fee	1.80% per annum of Net Asset Value before deducting the Manager's and Trustee's fees for that particular day. There is no DOUBLE CHARGING OF MANAGEMENT FEE . This means that the Unit Holders will incur ONLY ONE MANAGEMENT FEE and ONLY AT THE FUND'S LEVEL .	333
(ii)	Annual trustee fee	Up to 0.08% per annum of Net Asset Value before deducting the Manager's and Trustee's fees for that particular day (excluding foreign custodian fee and charges).	334
(iii)	Expenses directly related to the Fund	Auditors' fees and other relevant professional fees, custodial charges, cost of distribution of interim and annual reports, tax certificates, reinvestment statements and other notices to Unit Holders, commissions paid to brokers, other transaction costs and taxes.	338

		Pages
(iv)	Other fees payable indirectly by an investor (if any)	None levied by the Manager. However, as this Fund will invest in the shares of Schroder ISF USSME, there are also fees indirectly incurred by this Fund such as fiduciary fees, custody safekeeping and transaction fees together with fund accounting and valuation fees which are incurred at the Schroder ISF USSME level.
<p>Note: The Manager may, for any reason at any time, waive or reduce the amount of its management fee only or other charges directly payable by the Unit Holder and/or investor in respect of the Fund, either generally (for all Unit Holders and/or investors) or specifically (for any particular Unit Holder and/or investor) and for any period or periods of time at its absolute discretion.</p>		338
1.13.3 Transaction Details		
Minimum Initial Investment	RM1,000 or such other amount as the Manager may from time to time accept.	346
Minimum Additional Investment	RM100 or such other amount as the Manager may from time to time accept.	346
Minimum Repurchase units	Any number of units.	346
Restriction on Frequency of Repurchase	No restriction.	346
Minimum Investment Balance	100 units or such other quantity as the Manager may from time to time decide.	346
Redemption Period	Redemption monies to be paid within ten (10) days after receipt by the Manager of the request to repurchase.	-
Cooling-Off Period	Unit Holders have the right to request for a refund of their investment within six (6) business days [#] which shall be effective from the date of receipt of the application by the Manager, subject to eligibility.	346
	[#] These are the working days when the Manager is open for business.	
Switching Facility	Available. <ul style="list-style-type: none"> • Minimum amount for a switch is RM1,000. • There are no restrictions as to the number or frequency of switching. • Minimum investment balance at all times must be one hundred (100) units after the switch. 	332, 348
Transfer Facility	Available. In the event of a partial transfer, both the transferor and transferee must each hold a minimum investment balance of one hundred (100) units after the transfer.	333, 348

		Pages
Dealing Hours	9:00 a.m. to 4:00 p.m. (Malaysia time) on any Business Day or such later time as the Manager may determine provided always that complete applications for the Fund are received before the next valuation point.	-
1.13.4 Other Information		
Deed	Deed dated 14 July 2010 as modified via its first supplemental deed dated 4 September 2013.	351

There are fees and charges involved and investors are advised to consider them before investing in the Fund.

Unit price and distributions payable, if any, may go down as well as up.

For information concerning certain risk factors which should be considered by prospective investors, see “Risk Factors” commencing on page 78.

Past performance of the Fund is not an indication of its future performance.

1.14 KEY DATA SECTION OF RHB-OSK ASIAN REAL ESTATE FUND

		Pages
1.14.1 General Information		
Name of Management Company	RHB Asset Management Sdn Bhd.	359
Name of Trustee	Maybank Trustees Berhad.	373
Name of Fund	RHB-OSK Asian Real Estate Fund.	-
Fund Category	Equity fund.	-
Fund Type	Growth fund.	-
Investment Objective	<p>This Fund aims to achieve a long term[^] capital appreciation through investments in the real estate market.</p> <p>[^]Note: "long term" in this context refers to a period of between 5 - 7 years.</p>	255
Principal Investment Strategy	<p>The Fund's investments in the Asian real estate markets are those of Real Estate Investment Trusts (REITS) (including business trusts) and of companies* whose securities (including equity and equity related securities, preferred shares, Senior Securities and debt securities) are listed on the Asian markets (except Japan and Vietnam) such as China, Hong Kong, India, Indonesia, Korea, Malaysia, Philippines, Thailand, Singapore and Taiwan Stock Exchanges.</p> <p>The Fund may also invest opportunistically in REITS (including business trusts) and the securities of companies* listed on Australia, New Zealand, Japan and Vietnam Stock Exchanges to capitalise on the potential of the Asian real estate markets including those of Australia, New Zealand, Japan and Vietnam. However, the Fund's investment in these exchanges shall not in aggregate exceed 30% of the Net Asset Value.</p> <p>*These companies include property investment companies that derive revenue from rental income and/or capital appreciation from real estate, property development companies as well as companies investing in REITS.</p>	255

		Pages
	<p>Up to 98% of Net Asset Value (with at least 70% of Net Asset Value in equity)</p> <ul style="list-style-type: none"> - Investments in primarily Asian real estate securities and listed Real Estate Investment Trusts (REITs). <p>2% - 5% of Net Asset Value</p> <ul style="list-style-type: none"> - Investments in liquid assets including money market instruments and deposits with financial institutions. <p>The above asset allocation is only indicative and will be reviewed from time to time depending on economic and market conditions.</p>	
Benchmark	MSCI AC Asia-ex-Japan Real Estate Index (RM).	256
Principal Risks	<ul style="list-style-type: none"> ▪ Real estate risk ▪ Foreign investment risks such as country risk and currency risk ▪ Equities investment risks such as market risk and particular security risk 	79, 80 & 108
Investor Profile	<p>This Fund is suitable for investors who:</p> <ul style="list-style-type: none"> (i) wish to participate in the opportunities offered by the Asian real estate markets; (ii) are willing to accept moderate to high risk in their investments; and (iii) prefer capital growth rather than income over a long term^ period. <p>^Note: “long term” in this context refers to a period of between 5 - 7 years.</p>	-
Commencement Date	22 August 2007.	-
Financial Year End	31 March.	311
Distribution Mode	Distributions, if any, after deduction of taxation and expenses (i.e. net distribution), will be reinvested to purchase additional Units based on the Net Asset Value per Unit as at the first Business Day when Units are quoted ex-entitlement. Allotment of such Units shall be within two (2) weeks thereafter.	349
Distribution Policy	Consistent with the Fund’s objective which aims to achieve capital growth, distributions will therefore be of secondary importance. Distributions, if any, after deduction of taxation and expenses, are generally declared annually.	-

1.14.2 Fees and Charges

This table describes the charges that you may directly incur when you buy or redeem units of this Fund:

Charges			Pages
(i)	Sales charge by distribution channels		330
	Institutional Unit Trust Adviser (IUTA)	Up to 5.00% of investment amount.	
	Tied (retail) agent	Up to 5.00% of investment amount.	
	Direct sales (Direct investment with the Manager)	Up to 5.00% of investment amount.	
	An investor can expect differing sales charge to be levied when buying units of the Fund from the various distribution channels and within each distribution channel, subject to the maximum sales charge stipulated herein. This is due to the different levels of services provided by each distribution channel and/or the size of the investment undertaken.		
(ii)	Repurchase charge	None.	332
(iii)	Dilution fee/transaction cost factor	None.	-
(iv)	Any other charges payable directly by the investors		332
	Switching fee	RM25.00 per switch or the difference in sales charge which is deductible from the redemption amount of the units to be switched, where applicable.	
	Transfer fee	RM5.00 per transfer.	
			333

This table describes the fees that you may indirectly incur when you invest in this Fund:

Fees and Expenses			Pages
(i)	Annual management fee	1.80% per annum of Net Asset Value before deducting the Manager’s and Trustee’s fees for that particular day.	333
(ii)	Annual trustee fee	0.08% per annum of Net Asset Value before deducting the Manager’s and Trustee’s fees for that particular day, subject to a minimum of RM18,000 per annum.	334
(iii)	Expenses directly related to the Fund	Auditors’ fees, custodial charges, other relevant professional fees, cost of distribution of interim and annual reports, tax certificates, reinvestment statements and other notices to Unit Holders, commissions paid to brokers, other transaction costs and taxes.	338
(iv)	Other fees payable indirectly by an investor (if any)	None.	-

Note: The Manager may, for any reason at any time, waive or reduce the amount of its management fee only or other charges directly payable by the Unit Holder and/or investor in respect of the Fund, either generally (for all Unit Holders and/or investors) or specifically (for any particular Unit Holder and/or investor) and for any period or periods of time at its absolute discretion.

		Pages
1.14.3 Transaction Details		
Minimum Initial Investment	RM1,000 or such other amount as the Manager may from time to time accept.	346
Minimum Additional Investment	RM100 or such other amount as the Manager may from time to time accept.	346
Minimum Repurchase units	Any number of units.	346
Restriction on Frequency of Repurchase	No restriction.	346
Minimum Investment Balance	100 units or such other quantity as the Manager may from time to time decide.	346
Redemption Period	Redemption monies to be paid within ten (10) days after receipt by the Manager of the request to repurchase.	-
Cooling-Off Period	Unit Holders have the right to request for a refund of their investment within six (6) business days [#] which shall be effective from the date of receipt of the application by the Manager, subject to eligibility. [#] These are the working days when the Manager is open for business.	346
Switching Facility	Available. <ul style="list-style-type: none"> • Minimum amount for a switch is RM1,000. • There are no restrictions as to the number or frequency of switching. • Minimum investment balance at all times must be one hundred (100) units after the switch. 	332, 348
Transfer Facility	Available. In the event of a partial transfer, both the transferor and transferee must each hold a minimum investment balance of one hundred (100) units after the transfer.	333, 348
Dealing Hours	9:00 a.m. to 4:00 p.m. (Malaysia time) on any Business Day or such later time as the Manager may determine provided always that complete applications for the Fund are received before the next valuation point.	-

1.14.4 Other Information

Deed

Deed dated 14 June 2007 as modified via its first supplemental deed dated 4 September 2013.

Pages

351

There are fees and charges involved and investors are advised to consider them before investing in the Fund.

Unit price and distributions payable, if any, may go down as well as up.

For information concerning certain risk factors which should be considered by prospective investors, see “Risk Factors” commencing on page 78.

Past performance of the Fund is not an indication of its future performance.

CHAPTER 2: RISK FACTORS

2. RISK FACTORS

2.1 General Risks of Investing In Unit Trust Funds

The following are general risks involved in investing in the respective Funds:

General Risks

- a) *Management Risk* Inadequate expertise of a management company in dealing with the day-to-day management of managing a Fund will jeopardise the investment of Unit Holders through the risk of reduced returns and in some cases the Unit Holders may also lose the capital invested in the Fund.
- b) *Inflation/Purchasing Power Risk* The purchasing power of Unit Holders' money may not keep pace with inflation. Inflation reduces the purchasing power of money. There is a risk that the value of Unit Holders' money invested in a Fund and the value of any returns thereof will be reduced by inflation.
- c) *Redemption Risk* The ability of a Fund to honour requests for redemption in a timely manner is subject to the Fund's holding of adequate liquid assets and/or its ability to borrow on a temporary basis as permitted by the relevant laws.
- d) *Loan or Financing Risk* Investors should assess the inherent risk of investing with borrowed money which would include the following:
- i) the ability to service the loan repayments and the effect of increase in interest rates on the loan repayments; and
 - ii) (in a case where units of the Funds are used as collateral to the loan) the ability to provide additional collateral should the unit prices of the respective Fund fall beyond a certain level.
- [Please see Unit Trust Loan Financing Risk Disclosure Statement in the application form]
- e) *Risk of Non-Compliance* The risk arises should the Manager not follow the provisions set out in the respective Deed or the law that governs the Fund or its own internal procedures, whether by oversight or by omission, or if the Manager acts fraudulently or dishonestly. Such non-compliance may result in the Fund being mismanaged and may affect the Unit Holders' investment.
- f) *Returns are not Guaranteed* There is no guarantee on the investment returns to Unit Holders. Unlike fixed deposits which carry a specific rate of return, the Fund does not provide a fixed rate of return.

CHAPTER 2: RISK FACTORS

Investments Risks

a) *Counterparty Risk*

The Funds' placements of cash or deposits with financial institutions is subject to the risk of the counterparty. Counterparty risk refers to the possibility that the financial institution where the cash or deposit placements are made will not be able to make timely payments of interest and/or principal repayment on demand when it becomes due. This may lead to a default in the payment of principal and/or interest and ultimately a reduction in the value of a Fund.

b) *Fund Management Risk**

The selection of securities of a Fund or placement of cash or deposits which make up the assets of the Fund is a subjective process and depends on the expertise of a fund manager in carrying out the investment management function of a Fund. The securities selected or deposits placed by the Manager or External Investment Manager may perform better or worse than the overall market, or as compared to portfolios of a similar mandate managed by our competitors.

*Note: This risk is not applicable to the feeder funds, **GAF, AGO, GCF** and **USFOCUS**.

Foreign investments risks:

a) *Currency Risk*

Where a percentage of the value of the Fund is invested in foreign currency or assets denominated in a foreign currency, the Fund may be exposed to currency risk. Fluctuation in foreign exchange rates will affect the value of the Fund's foreign investments when converted into local currency and subsequently the value of Unit Holders' investments. This risk can be mitigated by investing in a wide range of foreign currency denominated asset thus diversifying the risk of single currency exposure. Hedging may be applied to mitigate the currency risk, if necessary.

b) *Country Risk*

In addition to currency risk, the Fund is also subject to country risk. The value of the assets of the Fund may also be affected by the economic and political climate, restriction on currency repatriation or other developments in the law or regulations of the countries in which the Fund may invest. Further, when investing in foreign markets, there are countries which may require prior approvals before investments can take place. For example, if and when the Fund invests in countries such as China, Taiwan, South Korea, India and Vietnam, such countries require the application of an investment licence or registration of an investor code before any investment can be made in these countries. As such, if investments in such countries are undertaken, there may be a risk that such registration or licence may be revoked or not

CHAPTER 2: RISK FACTORS

renewed by the relevant authority and the Fund's investment in these countries may be affected. The effect on the Fund's investments will depend on the regulatory requirements of the respective countries. For example, if a foreign market requires the Fund to obtain an investment licence which is subject to renewal and if such investment licence is not renewed in a timely manner, this may result in the Fund's investment account in that country being frozen by the regulator resulting in investment activities for the Fund in that country being suspended. To mitigate this, the Manager will monitor closely the adherence of investment regulatory requirements in such countries.

For Funds investing in equities and equity-related securities:

a) Market Risk

Market risk is a risk that arises when the prices of investments in the marketplace are affected by circumstances such as political or economic events. These circumstances, which may be a local or global event can affect the markets where the Fund is invested in and subsequently the value of the Fund's investments.

b) Particular Security Risk

The fluctuation in the performance of each individual security that the Fund invests in will affect the price of the units of the Fund. Not all companies issuing these securities are successful. The success or failure of the companies will cause its securities value to rise or fall. Valued collectively, the performance of individual securities comprising the Fund's portfolio will cause the unit price of the Fund to rise or fall accordingly.

c) Equity Related Securities Risk

The Fund may also invest in equity related securities i.e. derivatives such as warrants. As warrants are linked to the particular equity securities from which they are derived, the warrants inherit the risks linked to that underlying equity such as market risk, currency risk, country risk, industry risk and liquidity risk. A movement in the prices of the underlying equity securities of then warrants will generally result in a larger movement in the prices of the warrants, thus the higher volatility of investments in warrants. In the event of a decline in the market, warrants can lose a substantial amount of their values, far more than equity securities and vice versa. Warrants also have a limited life and if they are not exercised at the maturity, they will expire and become worthless causing the value of the Fund's investments to fall. Like any other investment, the fall in the value of the Fund's investments will ultimately lower the NAV.

CHAPTER 2: RISK FACTORS

- d) *Liquidity Risk** This refers to the ease with which a security can be sold at or near its fair value depending on the volume traded on the market. Should a security become illiquid, it may be sold at a discount to its fair value, thus lowering the value of the Fund's investments and subsequently the value of Unit Holders' investments.

* This risk will apply to both fixed income securities and equities.

For Funds investing in fixed income securities:

- a) *Interest Rate Risk** This risk refers to the effect of interest rate changes on the market value of a fixed income portfolio. In the event of rising interest rates, prices of debt securities will generally decrease and vice versa. Meanwhile, debt securities with longer maturities and lower coupon or profit rates are more sensitive to interest rate changes. This risk will be mitigated via the management of the duration structure of the fixed income portfolio. In respect of equities, this risk refers to the impact of interest rate changes to companies in general. Any increase in interest rate would generally increase a company's cost of financing which may impact their profitability which in turn may impact a company's share price.
- b) *Credit/Default Risk* The possibility that the issuer of a fixed income security or debenture will be unable to make coupon or profit payments and/or repay or pay the principal in a timely manner thus lowering the value of the Fund's investments and subsequently the value of Unit Holders' investments.

* This risk will apply to both fixed income securities and equities.

For Funds participating or investing in derivatives:

- a) *Derivative Risk* If a Fund participates in financial derivative instruments for hedging purposes or as an investment, it will be subject to risks associated with such investments. As hedging activities are meant to protect a Fund from currency, interest rate and price volatility, hence the benefit of any upside of currency or interest rate or securities' price movement is limited. Investments in financial derivative instruments may require the deposit of initial margin and additional deposit of margin on short notice if the market moves against the investment positions. If no provision is made for the required margin within the prescribed time, the Fund's investments may be liquidated at a loss. Therefore, it is essential that such investments in financial derivative instruments are monitored closely. If and when the Manager participates or invests in financial derivatives, the Manager will monitor the financial derivative positions for the Fund. In addition, participation or investment in

CHAPTER 2: RISK FACTORS

financial derivatives is also subject to the possibility that the counterparty to the financial derivative may fail or default in its obligations under the financial derivative contract. Such failure or default by the counterparty whether in the payment of principal and/or interest or any gain from the financial derivative transaction may ultimately lead to a reduction in the value of the Fund. Investing in financial derivatives may also result in a likelihood of high volatility of the NAV per unit of the Fund.

2.2 Specific Risks When Investing In the Funds

The following are specific risks involved in investing in the Funds:

GEY

ASPAC

As this Fund may invest up to 98% of its Net Asset Value in foreign markets, it may be subject to further risks, such as currency risk and country risk [see Section 2.1 (Investments Risks)], when compared to a portfolio which concentrates its holdings in a single market or economy. Furthermore, share investments are susceptible to the movements of share prices which can rise or fall for a number of reasons such as industry trends, economic factors, changes in a company's operations, management and financial performance as well as market perception of that particular company.

Other risks associated with investments in equities are as set out in section 2.1 (Investments Risks). You may refer to Section 3.1.3 and 3.2.3 for information on the risk management strategies and techniques employed by the Manager.

RESO

As this Fund focuses on securities of companies whose businesses are in or are substantially related to the natural resources sectors, investors should note that this Fund carries greater risks of adverse developments than a fund that invests in a wider variety of industries. The securities of companies in the natural resources sector may experience more price volatility than securities of companies in other industries. Some of the commodities used as raw materials or produced by these companies are subject to broad price fluctuations as a result of industry wide supply and demand factors. As a result, companies in the natural resources sector often have limited pricing power over supplies or for the products they sell which can affect their profitability.

The Fund's concentration in the securities of companies with substantial natural resource assets will expose the Fund to the price movements of natural resources to a greater extent than a more broadly diversified unit trust fund. Because the Fund invests primarily in this economic sector, there is the risk that the Fund will perform poorly during an economic downturn or a slump in demand for natural resources.

The value of this Fund's units is also vulnerable to factors affecting the natural resources industry such as increasing regulation of the environment by governments. Increased environmental regulations may, among other things, increase compliance costs and affect business opportunities for the companies in which this Fund invests. Other factors affecting the natural resources industry include changes in laws relating to mining or production or sales as well as increased labour or other costs in mining.

In addition, as this Fund may invest up to 98% of its Net Asset Value in foreign markets, it may be subject to further risks, such as currency risk and country risk [see Section 2.1 (Investments Risks)], when compared to a portfolio which concentrates its holdings in a single

CHAPTER 2: RISK FACTORS

market or economy. Furthermore, share investments are susceptible to the movements of share prices which can rise or fall for a number of reasons such as industry trends, economic factors, changes in a company's operations, management and financial performance as well as market perception of that particular company.

Other risks associated with investments in equities are as set out in section 2.1 (Investments Risks). You may refer to Section 3.3.2 for information on the risk management strategies and techniques employed by the Manager.

GAF

As this Fund invests at least 95% of its Net Asset Value in the target fund, BGF-GAF, it is subject to the management risk of the management company and investment manager of BGF-GAF. Poor management of BGF-GAF will jeopardize the investment of this Fund in BGF-GAF and in turn, the Unit Holders' investment through the loss of capital invested in this Fund as elaborated under management risk set out in Section 2.1.

In addition, as BGF-GAF is denominated in US Dollars and is domiciled in Luxembourg, this Fund may be subject to currency and country risk. Changes in rates of exchange between currencies may cause the value of this Fund's investment in BGF-GAF to diminish or increase which in turn will affect the value of Unit Holders' investments.

The Fund's investments in BGF-GAF may be adversely affected by political instability as well as exchange controls, changes in taxation, foreign investment policies, restrictions on repatriation of investments and other restrictions and controls which may be imposed by the relevant authorities in Luxembourg. Investors may also refer to currency risk and country risk elaborated under Section 2.1.

Furthermore, investments of BGF-GAF are subject to the following risks:

- *Fixed income transferable securities*

Debt securities are subject to both actual and perceived measures of creditworthiness. The "downgrading" of a rated debt security or adverse publicity and investor perception, which may not be based on fundamental analysis, could decrease the value and liquidity of the security, particularly in a thinly traded market. In certain market environments this may lead to investments in such securities becoming less liquid, making it difficult to dispose of them.

BGF-GAF may be affected by changes in prevailing interest rates and by credit quality considerations. Changes in market rates of interest will generally affect BGF-GAF's asset values as the prices of fixed rate securities generally increase when interest rates decline and decrease when interest rates rise. Prices of shorter-term securities generally fluctuate less in response to interest rate changes than do longer-term securities.

An economic recession may adversely affect an issuer's financial condition and the market value of high yield debt securities issued by such entity. The issuer's ability to service its debt obligations may be adversely affected by specific issuer developments, or the issuer's inability to meet specific projected business forecasts, or the unavailability of additional financing. In the event of bankruptcy of an issuer, BGF-GAF may experience losses and incur costs.

Non-investment grade debt may be highly leveraged and carry a greater risk of default. In addition, non-investment grade securities tend to be more volatile than higher rated fixed income securities, so that adverse economic events may have a greater impact on the prices of non-investment grade debt securities than on higher rated fixed-income securities.

CHAPTER 2: RISK FACTORS

An asset-backed security (“ABS”) is a generic term for a debt security issued by corporations or other entities (including public or local authorities) backed or collateralised by the income stream from an underlying pool of assets. The underlying assets typically include loans, leases or receivables (such as credit card debt, automobile loans and student loans). An asset-backed security is usually issued in a number of different classes with varying characteristics depending on the riskiness of the underlying assets assessed by reference to their credit quality and term and can be issued at a fixed or a floating rate. The higher the risk contained in the class, the more the asset-backed security pays by way of income.

The obligations associated with these securities may be subject to greater credit, liquidity and interest rate risk compared to other fixed income securities such as government issued bonds. ABS and mortgage-backed securities are often exposed to extension risk (where obligations on the underlying assets are not paid on time) and prepayment risks (where obligations on the underlying assets are paid earlier than expected), these risks may have a substantial impact on the timing and size of the cashflows paid by the securities and may negatively impact the returns of the securities. The average life of each individual security may be affected by a large number of factors such as the existence and frequency of exercise of any optional redemption and mandatory prepayment, the prevailing level of interest rates, the actual default rate of the underlying assets, the timing of recoveries and the level of rotation in the underlying assets.

- *Distressed securities*

Investment in a security issued by a company that is either in default or in high risk of default (“Distressed Securities”) involves significant risk. Such investments will only be made when the investment adviser of BGF-GAF believes either that the security trades at a materially different level from the BGF-GAF investment adviser’s perception of fair value or that it is reasonably likely that the issuer of the securities will make an exchange offer or will be the subject of a plan of reorganisation; however, there can be no assurance that such an exchange offer will be made or that such a plan of reorganisation will be adopted or that any securities or other assets received in connection with such an exchange offer or plan of reorganisation will not have a lower value or income potential than anticipated when the investment was made. In addition, a significant period of time may pass between the time at which the investment in Distressed Securities is made and the time that any such exchange, offer or plan of reorganisation is completed. During this period, it is unlikely that any interest payments on the Distressed Securities will be received, there will be significant uncertainty as to whether fair value will be achieved or not and the exchange offer or plan of reorganisation will be completed, and there may be a requirement to bear certain expenses to protect BGF-GAF’s interest in the course of negotiations surrounding any potential exchange or plan of reorganisation. Furthermore, constraints on investment decisions and actions with respect to Distressed Securities due to tax considerations may affect the return realised on the Distressed Securities.

BGF-GAF may invest in securities of issuers that are encountering a variety of financial or earnings problems and represent distinct types of risks. BGF-GAF’s investments in equity or fixed income transferable securities of companies or institutions in weak financial condition may include issuers with substantial capital needs or negative net worth or issuers that are, have been or may become, involved in bankruptcy or reorganisation proceedings.

- *Smaller capitalisation companies*

The securities of smaller companies may be subject to more abrupt or erratic market movements than larger, more established companies or the market average in general. These companies may have limited product lines, markets or financial resources, or they

CHAPTER 2: RISK FACTORS

may be dependent on a limited management group. Full development of those companies takes time. In addition, many small company stocks trade less frequently and in smaller volume, and may be subject to more abrupt or erratic price movements than stocks of large companies. The securities of small companies may also be more sensitive to market changes than the securities of large companies. These factors may result in above-average fluctuations in the net asset value of BGF-GAF's shares.

- *Equity risks*

The values of equities fluctuate daily and a fund investing in equities could incur significant losses. The price of equities can be influenced by many factors at the individual company level, as well as by broader economic and political developments, including trends in economic growth, inflation and interest rates, corporate earnings reports, demographic trends and catastrophic events.

- *Emerging markets*

Emerging markets are typically those of poorer or less developed countries which exhibit lower levels of economic and/or capital market development, and higher levels of share price and currency volatility, amongst these, those which exhibit the lowest levels of economic and/or capital market development may be referred to as frontier markets, and the below mentioned risks may be amplified for these markets.

Some emerging markets governments exercise substantial influence over the private economic sector and the political and social uncertainties that exist for many developing countries are particularly significant. Another risk common to most such countries is that the economy is heavily export oriented and, accordingly, is dependent upon international trade. The existence of overburdened infrastructures and obsolete financial systems also presents risks in certain countries, as do environmental problems.

In adverse social and political circumstances, governments have been involved in policies of expropriation, confiscatory taxation, nationalisation, intervention in the securities market and trade settlement, and imposition of foreign investment restrictions and exchange controls, and these could be repeated in the future. In addition to withholding taxes on investment income, some emerging markets may impose capital gains taxes on foreign investors.

Generally accepted accounting, auditing and financial reporting practices in emerging markets may be significantly different from those in developed markets. Compared to mature markets, some emerging markets may have a low level of regulation, enforcement of regulations and monitoring of investors' activities. Those activities may include practices such as trading on material non-public information by certain categories of investor.

The securities markets of developing countries are not as large as the more established securities markets and have substantially less trading volume, resulting in a lack of liquidity and high price volatility. There may be a high concentration of market capitalisation and trading volume in a small number of issuers representing a limited number of industries as well as a high concentration of investors and financial intermediaries. These factors may adversely affect the timing and pricing of BGF-GAF's acquisition or disposal of securities.

Practices in relation to settlement of securities transactions in emerging markets involve higher risks than those in developed markets, in part because BlackRock Global Funds will need to use brokers and counterparties which are less well capitalised, and custody and registration of assets in some countries may be unreliable. Delays in settlement could result in investment opportunities being missed if BGF-GAF is unable to acquire or dispose of a security. The custodian of BGF-GAF is responsible for the proper

CHAPTER 2: RISK FACTORS

selection and supervision of its correspondent banks in all relevant markets in accordance with Luxembourg law and regulation.

In certain emerging markets, registrars are not subject to effective government supervision nor are they always independent from issuers. Investors should therefore be aware that BGF-GAF could suffer loss arising from these registration problems.

- *Sovereign debt*

Sovereign debt refers to debt obligations issued or guaranteed by governments or their agencies and instrumentalities (each a “governmental entity”). Investments in sovereign debt may involve a degree of risk. The governmental entity that controls the repayment of sovereign debt may not be able or willing to repay the principal and/or interest when due in accordance with the terms of such debt. A governmental entity’s willingness or ability to repay principal and interest due in a timely manner may be affected by, among other factors, its cash flow situation, the extent of its foreign reserves, the availability of sufficient foreign exchange on the date a payment is due, the relative size of the debt service burden to the economy as a whole, the governmental entity’s policy towards the international monetary bodies, any constraints placed on it by inclusion in a common monetary policy, or any other constraints to which a governmental entity may be subject. Governmental entities may also be dependent on expected disbursements from foreign governments, multilateral agencies and other foreign entities to reduce principal and interest arrears on their debt. The commitment on the part of these governments, agencies and others to make such disbursements may be conditioned on a governmental entity’s implementation of economic reforms and/or economic performance and the timely service of such debtor’s obligations. Failure to implement such reforms, achieve such levels of economic performance or repay principal or interest when due may result in the cancellation of such third parties’ commitments to lend funds to the governmental entity, which may further impair such debtor’s ability or willingness to service its debt on a timely basis. Consequently, governmental entities may default on their sovereign debt. Holders of sovereign debt, including BGF-GAF, may be requested to participate in the rescheduling of such debt and to extend further loans to governmental entities.

Sovereign debt holders may also be affected by additional constraints relating to sovereign issuers which may include (i) the restructuring of such debt (including the reduction of outstanding principal and interest and or rescheduling of repayment terms) without the consent of BGF-GAF (e.g. pursuant to legislative actions unilaterally taken by the sovereign issuer and/or decisions made by a qualified majority of the lenders); and (ii) the limited legal recourses available against the sovereign issuer in case of failure of or delay in repayment (for example there may be no bankruptcy proceedings available by which sovereign debt on which a government entity has defaulted may be recovered).

- *Bond downgrade risk*

BGF-GAF may invest in highly rated or investment grade bonds, however, where a bond is subsequently downgraded it may continue to be held in order to avoid a distressed sale. To the extent that BGF-GAF does hold such downgraded bonds, there will be an increased risk of default on repayment, which in turn translates into a risk that the capital value of BGF-GAF will be affected. Investors should be aware that the yield or the capital value of BGF-GAF (or both) could fluctuate.

- *Restrictions on foreign investment*

Some countries prohibit or impose substantial restrictions on investments by foreign entities such as BGF-GAF. As illustrations, certain countries require governmental approval prior to investments by foreign persons, or limit the amount of investment by foreign persons in a particular company, or limit the investment by foreign persons in a

CHAPTER 2: RISK FACTORS

company to only a specific class of securities which may have less advantageous terms than securities of the company available for purchase by nationals. Certain countries may restrict investment opportunities in issuers or industries deemed important to national interests. The manner in which foreign investors may invest in companies in certain countries, as well as limitations on such investments, may have an adverse impact on the operations of BGF-GAF. For example, BGF-GAF may be required in certain of such countries to invest initially through a local broker or other entity and then have the share purchases re-registered in the name of BGF-GAF. Re-registration may in some instances not be able to occur on a timely basis, resulting in a delay during which BGF-GAF may be denied certain of its rights as an investor, including rights as to dividends or to be made aware of certain corporate actions. There also may be instances where BGF-GAF places a purchase order but is subsequently informed, at the time of re-registration, that the permissible allocation to foreign investors has been filled, depriving the BGF-GAF of the ability to make its desired investment at the time. Substantial limitations may exist in certain countries with respect to BGF-GAF's ability to repatriate investment income, capital or the proceeds of sales of securities by foreign investors. BGF-GAF could be adversely affected by delays in, or a refusal to grant any required governmental approval for repatriation of capital, as well as by the application to BGF-GAF of any restriction on investments. A number of countries have authorised the formation of closed-end investment companies to facilitate indirect foreign investment in their capital markets. Shares of certain closed-end investment companies may at times be acquired only at market prices representing premiums to their net asset values. If BGF-GAF acquires shares in closed-end investment companies, shareholders would bear both their proportionate share of expenses in BGF-GAF (including management fees) and, indirectly, the expenses of such closed end investment companies. BGF-GAF may also seek, at its own cost, to create its own investment entities under the laws of certain countries.

Investments in China are currently subject to certain additional risks, particularly regarding the ability to deal in securities in China. Dealing in certain Chinese securities is restricted to licensed investors and the ability of the investor to repatriate its capital invested in those securities may be limited at times. Due to issues relating to liquidity and repatriation of capital, BlackRock Global Funds may determine from time to time that making direct investments in certain securities may not be appropriate for a UCITS. As a result, BlackRock Global Funds may choose to gain exposure to Chinese securities indirectly and may be unable to gain full exposure to the Chinese markets. The Renminbi is subject to foreign exchange restrictions and is not a freely convertible currency. The value of offshore Renminbi ("CNH") could differ, perhaps significantly, from that of onshore Renminbi ("CNY") due to a number of factors including without limitation those foreign exchange control policies and repatriation restrictions applied by the Chinese government from time-to-time as well as other external market forces.

Investments in Russia are currently subject to certain heightened risks with regard to the ownership and custody of securities. In Russia, this is evidenced by entries in the books of a company or its registrar (which is neither an agent nor responsible to the custodian of BGF-GAF). No certificates representing ownership of Russian companies will be held by the custodian of BGF-GAF or any correspondent or in an effective central depository system. As a result of this system and the lack of state regulation and enforcement, BlackRock Global Funds could lose its registration and ownership of Russian securities through fraud, negligence or even mere oversight.

If BGF-GAF was investing directly in local Russian stock, it will limit its exposure to no more than 10% of its net asset value, except for investment in securities listed on the Moscow Exchange MICEX-RTS, which have been recognised as being regulated markets.

CHAPTER 2: RISK FACTORS

▪ *Derivatives*

BGF-GAF may use derivatives to hedge market and currency risk, and for the purposes of efficient portfolio management.

The use of derivatives may expose BGF-GAF to a higher degree of risk. In particular, derivative contracts can be highly volatile, and the amount of initial margin is generally small relative to the size of the contract so that transactions may be leveraged in terms of market exposure. A relatively small market movement may have a potentially larger impact on derivatives than on standard bonds or equities. Leveraged derivative positions can therefore increase the BGF-GAF volatility. Whilst the BGF-GAF will not borrow money to leverage, BGF-GAF may for example take synthetic short positions through derivatives to adjust BGF-GAF's exposure, always within the BGF restrictions. BGF-GAF may enter into long positions executed using derivatives (synthetic long positions) such as futures positions including currency forwards.

Where derivative instruments are used in this manner, the overall risk profile of BGF-GAF may be increased. Accordingly, BlackRock Global Funds will employ a risk-management process which enables the management company of BGF-GAF to monitor and measure at any time the risk of the positions and the contribution of the derivative instruments to the overall risk profile of BGF-GAF.

In addition to above, BGF-GAF may use derivatives to facilitate more complex efficient portfolio management techniques. In particular this may involve:

- using swap contracts to adjust interest rate risk;
- using currency derivatives to buy or sell currency risk;
- writing covered call options to generate additional income;
- using credit default swaps to buy or sell credit risk; and
- using volatility derivatives to adjust volatility risk.

The risk management strategies and techniques employed by the Fund will be at the BGF-GAF level whereby BlackRock Global Funds employs a risk management process in connection with financial techniques and instruments which enables it to monitor and measure at any time the risk of the positions and their contribution to the overall risk profile of the BGF-GAF portfolio.

GNS

The prices of Initial Public Offerings and pre-IPO securities are often subject to greater and more unpredictable price changes than more established securities due to factors such as the absence of a prior public market, unseasoned trading, the limited number of shares available for trading and limited information about the issuer.

The performance of the pre-IPO securities is dependent on the Manager's ability to make the right investment decisions and to invest in investee companies which are able to provide satisfactory returns within acceptable timeframes. However, as all investment decisions are a matter of qualitative and quantitative judgement, there is no assurance that the Manager will be able to make the right investments in a timely manner all or most of the time.

The Manager's ability to secure favourable investments for the Fund may be materially affected by conditions in the financial markets as well as economic conditions globally. Unfavourable financial or economic conditions would likely reduce the available number of new IPO private placement, corporate finance or private equity transactions for investment by the Fund, which may adversely affect the performance of the Fund.

As this Fund may invest up to 98% of its Net Asset Value in foreign markets, it may be subject to further risks, such as currency risk and country risk [see Section 2.1 (Investments

CHAPTER 2: RISK FACTORS

Risks)], when compared to a portfolio which concentrates its holdings in a single market or economy. Furthermore, share investments are susceptible to the movements of share prices which can rise or fall for a number of reasons such as industry trends, economic factors, changes in a company's operations, management and financial performance as well as market perception of that particular company.

Other risks associated with investments in equities are as set out in Section 2.1 (Investments Risks). You may refer to Section 3.5.3 for information on the risk management strategies and techniques employed by the Manager.

DRAGON

As this Fund's equities investments will focus on securities issued by companies whose business are in the Greater China (i.e. the People's Republic of China, Hong Kong SAR and Taiwan), it may be subject to a higher level of risk than an equities portfolio which is not restricted to a particular geographical market. Thus, there is a risk that the Fund will perform poorly during an economic downturn or in the event of adverse news affecting the said Greater China markets.

Further when investing in the China and Taiwan markets, prior approvals are required before investments can be undertaken in these countries. As such, the Fund has obtained from the relevant regulatory authority, the registration certificate and code for investments in Taiwan and an investor code for investments in the China markets.

This Fund is also subject to interest rate risk. As prices of debentures generally move in opposite direction with interest rates, when interest rates rise, prices of debentures will generally fall. This rise in interest rate would cause the investor to face the risk of capital loss. But when interest rates fall, prices of debentures will generally increase, therefore, investors will see capital gains.

In addition, this Fund is subject to credit/default risk. This refers to the creditworthiness of the debenture issuer and its expected ability to pay debt. Default happens when the issuer is not able to make timely payments of interest or profit on the interest or profit payment date and/or principal payment on the maturity date.

As this Fund may invest up to 70% of its Net Asset Value in securities of foreign markets, it may be subject to further risks, such as currency risk and country risk [see Section 2.1 (Investments Risks)], when compared to a portfolio which concentrates its holdings in a single market or economy. Furthermore, share investments are susceptible to the movements of share prices which can rise or fall for a number of reasons such as industry trends, economic factors, and changes in a company's operations, management and financial performance as well as market perception of that particular company.

Other risks associated with investments in equities are as set out in Section 2.1 (Investments Risks). You may refer to Section 3.6.3 for information on the risk management strategies and techniques employed by the Manager.

AAA

- *Liquidity risk*

Investments in some Asian and/or emerging markets often involve a greater degree of risk due to the nature of such markets which do not have fully developed services such as custodian and settlement services often taken for granted in more developed markets. There may be a greater degree of volatility in such markets because of the speculative element, significant retail participation and the lack of liquidity which are inherent characteristics of these Asian and/or emerging markets.

CHAPTER 2: RISK FACTORS

- *Small capitalisation companies risk*

Investments in small capitalisation companies generally carry greater risk than is customarily associated with larger capitalisation companies, which may include, for example, less public information, more limited financial resources and product lines, greater volatility, higher risk of failure than larger companies and less liquidity. The result may be greater volatility in the share prices.

- *Interest rate risk*

This Fund is also subject to interest rate risk. As prices of debentures generally move in opposite direction with interest rates, when interest rates rise, prices of debentures will generally fall. This rise in interest rate would cause the investor to face the risk of capital loss. But when interest rates fall, prices of debentures will generally increase, therefore, investors will see capital gain.

- *Credit/Default risk*

In addition, this Fund is subject to credit/default risk. This refers to the creditworthiness of the debenture issuer and its expected ability to pay debt. Default happens when the issuer is not able to make timely coupon or profit payments and/or repay or pay the principal in a timely manner thus lowering the value of the Fund's investments and subsequently the value of Unit Holders' investments.

As this Fund may invest up to 98% of its Net Asset Value in securities of foreign markets, it may be subject to further risks, such as currency risk and country risk [see Section 2.1 (Investments Risks)], when compared to a portfolio which concentrates its holdings in a single market or economy. Furthermore, share investments are susceptible to the movements of share prices which can rise or fall for a number of reasons such as industry trends, economic factors, changes in a company's operations, management and financial performance as well as market perception of that particular company.

Other risks associated with investments in equities are set out in Section 2.1 (Investment Risks). You can refer to Section 3.7.3 for information on the risk management strategies and techniques employed by the Manager.

BIGCAP

As this Fund's equities investments will focus on securities issued by companies whose business are in China, it may be subject to a higher level of risk than an equities portfolio which is not restricted to a particular geographical market. Thus, there is a risk that the Fund will perform poorly during an economic downturn or in the event of adverse news affecting the said market.

Further when investing in the China markets, prior approvals are required before investments can be undertaken in these countries. As such, the Fund has obtained from the relevant regulatory authority an investor code for investments in the China markets.

As this Fund may invest up to 98% of its Net Asset Value in foreign markets, it may be subject to further risks, such as currency risk and country risk. Furthermore, share investments are susceptible to the movements of share prices which can rise or fall for a number of reasons such as industry trends, economic factors, changes in a company's operations, management and financial performance as well as market perception of that particular company.

Other risks associated with investments in equities are as set out in Section 2.1 (Investments Risks). You may refer to Section 3.8.3 for information on the risk management strategies and techniques employed by the Manager and External Investment Manager.

CHAPTER 2: RISK FACTORS

AGO

As this Fund invests at least 95% of its Net Asset Value in the target fund, UAGOF, it is subject to the management risk of the management company and investment manager of UAGOF. Poor management of UAGOF will jeopardize the investment of this Fund in UAGOF and in turn, the Unit Holders' investment through the loss of capital invested in this Fund as elaborated under management risk set out in Section 2.1.

In addition, as UAGOF is denominated in Singapore Dollars and is domiciled in Singapore, this Fund may be subject to currency and country risk. Changes in rates of exchange between currencies may cause the value of this Fund's investment in UAGOF to diminish or increase which in turn will affect the value of Unit Holders' investments.

The Fund's investments in UAGOF may be adversely affected by political instability as well as exchange controls, changes in taxation, foreign investment policies, restrictions on repatriation of investments and other restrictions and controls which may be imposed by the relevant authorities in Singapore. Investors may also refer to currency risk and country risk elaborated under Section 2.1.

Furthermore, investments of UAGOF are subject to the following risks:

- *Market risk*

Investors should consider and satisfy themselves as to the usual risks of investing and participating in publicly traded securities. Prices of securities may go up or down in response to changes in economic conditions, interest rates and the market's perception of securities which in turn may cause the price of the units of UAGOF to rise or fall.

- *Foreign exchange risk*

UAGOF is denominated in Singapore Dollars. Where investments are made by UAGOF in the form of foreign currency denominations, fluctuations in the exchange rates of other currencies against the base currency of UAGOF may affect the value of the units of UAGOF. In the management of UAGOF, the manager of UAGOF may hedge the foreign currency exposure of UAGOF and may adopt an active currency management approach. However, the foreign currency exposure of UAGOF may not be fully hedged depending on circumstances of each case. Such considerations shall include but are not limited to the outlook on the relevant currency, the costs of hedging and the market liquidity of the relevant currency.

- *Political risk*

The investments in UAGOF may be adversely affected by political instability as well as exchange controls, changes in taxation, foreign investment policies, restrictions on repatriation of investments and other restrictions and controls which may be imposed by the relevant authorities in the other countries.

- *Derivatives risk*

As UAGOF may use or invest in financial derivative instruments ("FDIs" or "derivatives") for the purposes of efficient portfolio management, hedging existing positions in a portfolio, or a combination of both purposes, it will be subject to risks associated with such FDIs. These FDIs include foreign exchange forward contracts and equity index future contracts. Investments in FDIs may require the deposit of an initial margin and additional deposit of margin on short notice if the market moves against the investment positions. If no provision is made for the required margin within the prescribed time, UAGOF's investments may be liquidated at a loss. Therefore, it is essential that such investments in FDIs are monitored closely. The manager of UAGOF

CHAPTER 2: RISK FACTORS

has controls for investments in FDIs and has in place systems to monitor the FDI positions for UAGOF.

- *Liquidity risk*

Investments by UAGOF in some Asian and/or emerging markets often involve a greater degree of risk due to the nature of such markets which do not have fully developed services such as custodian and settlement services often taken for granted in more developed markets. There may be a greater degree of volatility in such markets because of the speculative element, significant retail participation and the lack of liquidity which are inherent characteristics of these Asian and/or emerging markets.

- *Small capitalisation companies risk*

Investments in small capitalisation companies generally carry greater risk than is customarily associated with larger capitalisation companies, which may include, for example, less public information, more limited financial resources and product lines, greater volatility, higher risk of failure than larger companies and less liquidity. The result may be greater volatility in the share prices of such companies.

- *Single country, sector and regional risk*

Investors should also be aware that while investments in single country, sector or regional funds may present greater opportunities and potential for capital appreciation, they may be subject to higher risks as they may be less diversified than a global portfolio.

- *Financial institution risk*

In comparison to the overall stock market, the value of shares of financial institutions is more likely to be adversely affected by falling interest rates and/or deteriorating economic conditions. Also, financial institutions are subject to greater regulation than other industries in the overall stock market. For example, industries like banking and insurance are subject to special regulatory schemes not shared by other industries. Additionally, tighter government regulation and potential government intervention of financial institutions in which the UAGOF invests may adversely affect UAGOF by preventing the UAGOF's holdings from realising their growth potential.

- *Equity risk*

UAGOF invests in stocks and other equity securities which are subject to market risks that historically have resulted in greater price volatility than experienced by bonds and other fixed income securities. This in turn may affect the value or volatility of UAGOF.

- *Exceptional market conditions risk*

Under certain market conditions, it may be difficult or impossible to liquidate or rebalance positions. For example, this may occur during volatile markets or crisis situations or where trading under the rules of the relevant stock exchange is suspended, restricted or otherwise impaired. During such times, UAGOF may be unable to dispose of certain assets due to thin trading or lack of a market or buyers. Placing a stop-loss order may not necessarily limit the UAGOF's losses to intended amounts as market conditions may make it impossible to execute such an order at the ideal price. In addition, such circumstances may force UAGOF to dispose of assets at reduced prices, thereby adversely affecting the UAGOF's performance. Further, such investments may be difficult to value with any degree of accuracy or certainty. The dumping of securities in the market could further deflate prices. If UAGOF incurs substantial trading losses, the need for liquidity could rise sharply at the same time that access to liquidity is

CHAPTER 2: RISK FACTORS

impaired. Further, in a market downturn, the UAGOF's counterparties' financial conditions could be weakened, thereby increasing the UAGOF's credit risk to them.

- *Actions of institutional investors*

The manager of UAGOF may accept subscriptions from institutional investors and such subscriptions may constitute a large portion of the total investments in UAGOF. Whilst these institutional investors will not have any control over the manager of UAGOF's investment decisions, the actions of such investors may have a material effect on UAGOF. For example, substantial realisations of units of UAGOF by an institutional investor over a short period of time could necessitate the liquidation of the UAGOF's assets at a time and in a manner which does not provide the most economic advantage to UAGOF and which could therefore adversely affect the value of the UAGOF's assets.

- *Broker risk*

The manager of UAGOF may engage the services of third party securities brokers and dealers to acquire or dispose of the investments of UAGOF and to clear and settle its exchange traded securities trades. In selecting brokers and dealers and in negotiating any commission involved in its transactions, the manager of UAGOF considers, amongst other things, the range and quality of the professional services provided by such brokers and dealers, the credit standing, and the licensing or regulated status of such brokers and dealers.

It is possible that the brokers or dealers with which UAGOF does business may encounter financial difficulties, that may impair the operational capabilities of UAGOF. In the event that one of these brokers or dealers were to fail or become insolvent, there is a risk that the UAGOF's orders may not be transmitted or executed and its outstanding trades made through the broker or dealer may not settle.

- *Counterparty risk*

Where UAGOF enters into over-the-counter transactions, UAGOF is exposed to the risk that a counterparty may default on its obligations to perform under the relevant contract. In the event of a bankruptcy or insolvency of a counterparty, UAGOF could experience delays in liquidating an investment and may therefore incur significant losses, including losses resulting from a decline in the value of the investment during the period in which UAGOF seeks to enforce its rights. UAGOF may also be unable to realise any gains on the investment during such period and may incur fees and expenses to enforce its rights. There is also a possibility that the contracts may be terminated due to, for instance, bankruptcy, supervening illegality or change in the tax or accounting laws relative to those laws existing at the time the agreement was entered into.

Other investment risks are as set out in Section 2.1 (Investments Risks). The risk management strategies and techniques employed will be at the UAGOF level with its investment strategy that involves diversification among its asset allocation of small capitalisation stocks as well as diversification across the Asian markets (excluding Japan), as elaborated in Section 3.9.3.

GCF

As this Fund invests at least 95% of its Net Asset Value in the target fund, UGFF, it is subjected to the expertise of the management company and investment manager of UGFF. Poor management of UGFF will jeopardize the performance of this Fund in UGFF and in turn, the Unit Holders' investment as elaborated under management risk set out in Section 2.1.

As UGFF is domiciled in Singapore and denominated in Singapore Dollars, this Fund may be subject to country and currency risk. Changes in rates of exchange between currencies may

CHAPTER 2: RISK FACTORS

cause the value of this Fund's investment in UGFF to diminish or increase which in turn will affect the value of Unit Holders' investments.

The Fund's investments in UGFF may be adversely affected by political instability as well as exchange controls, changes in taxation, foreign investment policies, restrictions on repatriation of investments and other restrictions and controls which may be imposed by the relevant authorities in Singapore. Investors may also refer to currency risk and country risk elaborated under Section 2.1.

Furthermore, investments of UGFF are subject to the following risks:

- *Market risk in the global markets*

The investments by UGFF are subject to market risks and there can be no assurance that UGFF's investment objectives will be realised. Prices of securities invested by UGFF may increase or decrease in response to changes in economic conditions, interest rates and the market's perception of securities which in turn may cause the price of units of UGFF to rise or fall.

- *Risk of investments in warrants and options*

The risks of investing in warrants and options, in turn depends on the terms attached to them and on the volatility of the stock markets on which they are traded. As the viability of exercising warrants and options depends on the market price of the securities to which they relate, it may be the case that the manager of UGFF may from time to time consider it not viable to exercise certain warrants and/or options held by it on behalf of UGFF within the prescribed period, in which case any costs incurred in obtaining them may be irrecoverable. There is also the risk that the market price of the relevant security will not exceed the exercise price attached to the warrant or option at any time during the exercise period or at the time at which the warrant or option is exercised and this may result in an immediate loss to UGFF. Further, if the company or other institution issuing the securities to which the warrants are attached goes into liquidation before such warrants are exercised, the bearer(s) of the warrants may rank as unsecured creditors or behind unsecured creditors of that company or other institution. The manager of UGFF however, has the requisite expertise, experience and quantitative tools to manage and contain such investment risks. The manager of UGFF will invest only in warrants and options of securities with strong fundamentals. The maximum exposure at any time is limited to the premium paid for such warrants and options, and the manager of UGFF will not at any time invest in any instrument which may subject UGFF to unlimited liability.

- *Foreign exchange risk*

UGFF is denominated in Singapore dollars. Where investments are made by UGFF in the form of foreign currency denominations, fluctuations of the exchange rates of other foreign currencies against the Singapore dollar may affect the value of the units of UGFF. In the management of UGFF, the manager of UGFF adopts an active currency management approach. However, the foreign currency exposure of UGFF may not be fully hedged depending on circumstances of each case. Such considerations shall include but are not limited to the outlook on the relevant currency, the costs of hedging and the market liquidity of the relevant currency.

- *Political risk*

The investments in UGFF may be adversely affected by political instability as well as exchange controls, changes in taxation, foreign investment policies, restrictions on repatriation of investments and other restrictions and controls which may be imposed by the relevant authorities in the relevant countries.

CHAPTER 2: RISK FACTORS

- *Liquidity risk*

Investments by UGFF in some Asian and/or emerging markets often involve a greater degree of risk due to the nature of such markets which do not have fully developed services such as custodian and settlement services often taken for granted in more developed markets. There may be a greater degree of volatility in such markets because of the speculative element, significant retail participation and the lack of liquidity which are inherent characteristics of these Asian and/or emerging markets.

- *Derivatives risk*

As UGFF may be using or investing in financial derivative instruments for efficient portfolio management or hedging or a combination of both purposes, it will be subject to risks associated with such investments. These financial derivative instruments include foreign exchange forward contracts and equity index future contracts. Investments in financial derivative instruments may require the deposit of initial margin and additional deposit of margin on short notice if the market moves against the investment positions. If no provision is made for the required margin within the prescribed time, UGFF's investments may be liquidated at a loss. Therefore, it is essential that such investments in financial derivative instruments are monitored closely. The manager of UGFF has the necessary controls for investments in financial derivative instruments and has in place systems to monitor the derivative positions for UGFF.

- *Financial services sector risk*

In comparison to the overall stock market, the value of shares of financial institutions can be more adversely impacted by changing interest rates levels and/or deteriorating economic and credit conditions. In addition, as financial institutions are subject to greater regulation than other industries, the sector is exposed to greater regulatory risks that could adversely impact the investment performance of UGFF.

- *Broker risk*

The manager of UGFF may engage the services of third party securities brokers and dealers to acquire or dispose of the investments of UGFF and to clear and settle its exchange traded securities trades. In selecting brokers and dealers and in negotiating any commission involved in its transactions, the manager of UGFF considers, amongst other things, the range and quality of the professional services provided by such brokers and dealers, the credit standing, and the licensing or regulated status of such brokers and dealers.

It is possible that the brokers or dealers with which UGFF does business may encounter financial difficulties, that may impair the operational capabilities of UGFF. In the event that one of these brokers or dealers were to fail or become insolvent, there is a risk that the UGFF's orders may not be transmitted or executed and its outstanding trades made through the broker or dealer may not settle.

- *Counterparty risk*

Where UGFF enters into over-the-counter transactions, UGFF is exposed to the risk that a counterparty may default on its obligations to perform under the relevant contract. In the event of a bankruptcy or insolvency of a counterparty, UGFF could experience delays in liquidating an investment and may therefore incur significant losses, including losses resulting from a decline in the value of the investment during the period in which UGFF seeks to enforce its rights. UGFF may also be unable to realise any gains on the investment during such period and may incur fees and expenses to enforce its rights. There is also a possibility that the contracts may be terminated due to, for instance,

CHAPTER 2: RISK FACTORS

bankruptcy, supervening illegality or change in the tax or accounting laws relative to those laws existing at the time the agreement was entered into.

- *Equity risk*

Investments in stocks and other equity securities historically have greater price volatility than bonds and other fixed income securities. This in turn may affect the value or volatility of UGFF.

The risk management strategies and techniques employed by the Fund will be at the UGFF level. UGFF risk management strategies and techniques form part of its investment strategy that involves diversification among its asset allocation of financial services stocks as well as diversification across global markets as elaborated in Section 3.10.8.

ENERGY

As the Fund will invest in Malaysian fixed income securities and a particular type of derivative instrument certain risks are therefore peculiar to this Fund. They are:

(a) *Credit/Default risk*

The possibility that the issuer of a fixed income security and debenture will be unable to make coupon or profit payments and/or repay or pay the principal in a timely manner thus lowering the value of the Fund's investment and subsequently the value of the Unit Holders' investments.

(b) *Interest rate risk*

The interest rate is a general indicator that will have an impact on the management of a fund. This risk refers to the effect of interest rate changes on the market value of a fixed income portfolio. In the event of rising interest rates, prices of debt securities will generally decrease and vice versa. Meanwhile, debt securities with longer maturities and lower coupon or profit rates are more sensitive to interest rate changes. This risk will be mitigated via the management of the duration structure of the fixed income portfolio.

(c) *Counterparty credit risk associated with derivatives*

The Fund will enter into a financial derivative instrument, which exposes the Fund to the credit risk of the counterparty of the derivative and its ability to satisfy the terms of such instrument. As the Fund will generally enter into monthly Swap Agreements with the Swap Counterparty, the return payable under each Swap Agreement will therefore be subject to the risk that the Swap Counterparty will default on its obligations. If such a default occurred, the Fund will have contractual remedies pursuant to the relevant Swap Agreement. However, such remedies may be subject to the credit risk of the Swap Counterparty. In addition, the Fund will be subject to bankruptcy and insolvency laws which could affect the Fund's rights as a creditor. For example, the Fund may not receive the net amount of payments that it contractually is entitled to receive. In the event of a bankruptcy or insolvency of the Swap Counterparty, the Fund could experience delays in liquidating the position and thereby incur significant losses, including declines in the value of its investment during the period in which the Fund seeks to enforce its rights. The Fund may also suffer significant losses from the inability to realise any gains on its investment during such period and the incurrence of fees and expenses in enforcing its rights.

(d) *Derivative risk*

The Manager may use derivatives for hedging existing positions in fixed income, efficient portfolio management and/or to meet the investment objectives of the Fund.

CHAPTER 2: RISK FACTORS

While the prudent and judicious use of derivatives by professional investment managers can be beneficial, derivatives involve risks different from, and, in some cases, greater than, the risks presented by more traditional securities investments. Some of the risks associated with derivatives are market risk, management risk, credit risk, liquidity risk and leverage risk.

Investments in “over-the-counter” (OTC) instruments may be illiquid and are sometimes subject to larger spreads than exchange-traded derivative instruments. Participants in such OTC markets are typically subject to less regulatory supervision than members of exchange-based markets.

Investments in derivatives may require the deposit of initial margin and additional deposit of margin on short notice if the market moves against the investment positions. If no provision is made for the required margin within the prescribed time, the Fund's investments may be liquidated at a loss. Therefore, it is essential that such investments in derivatives are monitored closely.

(e) *Legal/Regulatory risk*

The risk that any changes in national or economic policies or regulations may have an adverse effect on the capital markets and could consequently have an impact on the investment of the Fund.

Further, the Swap Agreement (the derivative asset of the Fund) is subject to the various legal provisions and the ability to perform is dependent on the absence of any legal/regulatory impediments and obstacles that may prohibit the Swap Counterparty or the Manager from performing or discharging its obligations. The Swap Agreement is executed pursuant to the prevailing rules and regulations governing the Swap Counterparty and the Manager by its respective regulatory authorities of its home jurisdiction. If such rules are amended in any way, the performance of the Fund may be affected.

Specific Risks relating to the Underlying

(f) *Sector risk*

The risk that the Fund's investment may be exposed to risks associated to only a specific sector. As the Fund can have a notional amount of up to 100% of its Net Asset Value exposed to the Underlying which is in the global energy sector, the Fund is therefore exposed to the risks specific to the energy sector. This is the risk of adverse changes in supply and demand factors specific to the sector. The risks that affect this sector are varied, ranging from mining risk, economic risk, market risk, regulatory risk and geopolitical risk. Furthermore, with the Fund's exposure to the Underlying, this may result in a likelihood of a high volatility in the Net Asset Value per unit of the Fund.

(g) *Currency risk*

This is also known as foreign exchange risk. This risk is associated with investments that are denominated in foreign currencies. As the Underlying of the derivative assets of the Fund are originally US Dollar based, the Fund's Underlying performance is subject to currency risk. When the foreign currencies fluctuate unfavourably against Ringgit Malaysia, the performance of the Underlying may be reduced or even result in losses after the adjustment for currency movements. This will lead to a lower Net Asset Value. Hedging may be applied to mitigate the currency risk, if necessary.

CHAPTER 2: RISK FACTORS

(h) *Management risk*

As the Fund has exposure to the performance of exchange traded fund, it is therefore subject to the management risk of the management company and investment manager of the exchange traded fund. Poor management of the exchange traded fund will jeopardize the investment of this Fund and in turn, the Unit Holders' investment through the losses sustained.

(i) *Risk linked to the MSCI World Energy Index*

The MSCI World Energy Index is an equity index. The fluctuation in the performance of the securities comprised within this index will affect the level of the index. Not all companies issuing the securities are successful. The success or failure of the companies will cause its securities' value to rise or fall. Valued collectively, the performance of individual securities of these companies which comprise the index will cause the level of the index to rise or fall accordingly.

(j) *Returns are not guaranteed*

There is no guarantee on the investment returns to Unit Holders. Unlike fixed deposits which carry a specific rate of return, the Fund does not provide a fixed rate of return. In addition, as the Fund can have a notional amount of up to 100% of its Net Asset Value exposed to the performance of the Underlying through the execution of a Swap Agreement with the Swap Counterparty, there is a risk that the Fund may suffer losses up to the Net Asset Value. Consequently, in the worst case scenario investors may lose all their investments.

Specific Risks relating to both the JPMCCI Energy Excess Return Index and the Contag Indices (collectively, the "Indices")

(i) *Diversification*

Diversification is generally considered to reduce the amount of risk associated with investment returns. However there can be no assurance that the Indices will be sufficiently diversified at any time to reduce or minimise such risks to any extent.

(ii) *Continuity of the Indices*

The calculation agent of the Indices is under no obligation to continue the calculation, publication and dissemination of the Indices. Should any of the Indices cease to exist, this may have a negative impact on the return of the Fund, which references the Indices.

(iii) *Amendment to the rules of the Indices (the "Index Rules")*

The Index Rules may be amended and/or supplemented from time to time by the respective calculation agent of the Indices (the "Index Calculation Agent") without prior notice to any person. The calculation agent of the Indices has no obligation to consider the circumstances of any person or entity when amending or supplementing the Index Rules and any such amendment and/or supplement may have an adverse effect on the level of the Indices and may therefore have adverse consequences for the Fund, which has exposure to the Indices.

(iv) *Potential Conflicts of Interest*

Potential conflicts of interest may exist in the structure and operation of the Indices and the conduct of normal business activities by any person associated with the index sponsor.

CHAPTER 2: RISK FACTORS

Specific Risks relating to the JPMCCI Energy Excess Return Index (“JPMCCI”)

(v) *Price Return Risk*

The JPMCCI is comprised of futures on energy commodities. Price movements in energy commodity futures can be very volatile, they can change frequently and by large amounts. Prices are influenced by a number of factors including, without limitation, changing supply and demand relationships, the price of the underlying energy commodity, government policies and programs, political and economic events, changes in applicable interest rates and inflation rates and the emotions of market participants. The price of any one energy commodity may also be correlated to some extent with the price of another energy commodity, so price movements in one energy commodity may also affect the price of another. Any of these factors (alone or in combination) may affect the price of the energy commodity futures that comprise the JPMCCI and therefore the level of the JPMCCI and the payout on any product or transaction that references the JPMCCI. If prices decrease, the payout on any product or transaction that references the JPMCCI may also be reduced. Historical prices for energy commodity futures should not be considered to be indicative of future prices, the level of the JPMCCI or the amount that may be due under the Fund that references the JPMCCI.

(vi) *Weighting Limitations*

The JPMCCI is intended to be a benchmark weighted across the commodity futures curve by open interest so that it is representative of the investment opportunities in the energy commodity futures market. However, it is impossible to weight by actual open interest because those figures cannot be determined at the time the weightings are calculated. The JPMCCI is therefore weighted using historical average open interest figures, averaged over the previous three years. A three year average was chosen by the calculation agent for the JPMCCI to capture structural and cyclical shifts in liquidity and filter out any short term anomalies. However, there can be no assurance that the historical average open interest figures will resemble the actual open interest for any particular commodity futures contract and therefore that the JPMCCI will reflect the actual investment opportunities in the market.

(vii) *The level of the JPMCCI*

The level of the JPMCCI is determined on each day on which at least half of the exchanges on which the energy commodity futures comprising the JPMCCI are listed are scheduled to be open and publish a settlement price for such energy commodity futures. However, the Index Calculation Agent will still publish the level of the JPMCCI even if a settlement price is not available on a given day for a particular futures contract. If a settlement price is not available, the Index Calculation Agent will use the most recently available settlement price to determine the level of the JPMCCI. In these circumstances the level of the JPMCCI will only approximate the actual performance of the energy commodity futures that comprise the JPMCCI.

The price of energy commodity futures can be volatile and the level of the JPMCCI may therefore vary considerably over time. It may go down as well as up and the past performance of the JPMCCI should not be considered to be an indication of the future performance of the JPMCCI.

(viii) *Index Calculation Agent Discretion*

Subject to the approval from the JPMCCI Supervisory Committee (as defined in the Index Rules for JPMCCI), the Index Calculation Agent is responsible for determining which energy commodity futures are included in the JPMCCI and all other calculations and determinations related thereto. The Index Calculation Agent may exercise a certain amount of discretion in making these calculations and determinations. The exercise of

CHAPTER 2: RISK FACTORS

this discretion may have an adverse impact on the level of the JPMCCI and therefore on the return of the Fund, which references the JPMCCI.

The Index Calculation Agent is also responsible for calculating and publishing the level of the JPMCCI. The level of the JPMCCI will reflect the prices of the energy commodity futures included in the JPMCCI. In the event that the price published by any exchange for a particular energy futures contract is subsequently corrected, the Index Calculation Agent may, if it determines in its discretion that it is practicable and the correction is material, correct the level of the JPMCCI in respect of the relevant days to reflect the price correction. A correction will only be made if the Index Calculation Agent determines, in its discretion, that the price correction is material and it is practicable to make the correction to the level of the JPMCCI. The exercise of this discretion will therefore affect the level of the JPMCCI.

The foregoing is not meant to be an exhaustive list of the discretion that the Index Calculation Agent may exercise in relation to JPMCCI. It is only meant to illustrate some of the areas in which the Index Calculation Agent may exercise discretion. Investors should refer to the Index Rules of the JPMCCI and read them carefully to ensure they understand when and how the Index Calculation Agent may exercise discretion in relation to the JPMCCI. A copy of the JPMCCI Index Rules can be obtained from the following website: www.jpmorgan.com/jpmcci.

Specific Risks relating to the Contag Indices

(ix) Synthetic Exposure to Commodities

The Contag Indices are purely synthetic. There is no pool of futures to which any person is entitled or in which any person has any ownership interest or which serve as collateral for the return on any product referencing the Contag Indices.

(x) Contag Indices are “excess return” indices

The return from investing in futures contracts derives from three sources:

- a. changes in the price of the relevant futures contracts (which is known as the “price return”);
- b. any profit or loss realised when rolling the relevant futures contracts (which is known as the “roll return”); and
- c. any interest earned on the cash deposited as collateral for the purchase of the relevant futures contracts (which is known as the “collateral return”).

The Contag Indices are “excess return” indices which means that the indices measure the returns accrued from investing in uncollateralized futures or, in other words, the sum of the price return and the roll return associated with an investment in futures. The Contag Indices will therefore not generate the same return as one would obtain from a collateralised investment in the relevant futures contracts.

(xi) Commodity prices impacted by global macro-economic and political factors

Prices for commodities are affected by a variety of factors, including changes in supply and demand relationships, governmental programmes and policies, national and international political and economic events, wars and acts of terror, changes in interest and exchange rates, trading and speculative activities in commodities and related contracts, weather, and agricultural, trade, fiscal, monetary and exchange control policies. The price volatility of each commodity also affects the value of the futures and forward contracts related to that commodity and therefore its price at any such time. The price of any one commodity may be correlated to a greater or lesser degree with any other commodity and factors affecting the general supply and demand as well as the

CHAPTER 2: RISK FACTORS

prices of other commodities may affect the particular commodity in question. In respect of commodities in the energy sector, due to the significant level of its continuous consumption, limited reserves, and oil cartel controls, energy prices are subject to rapid price increases in the event of perceived or actual shortages. These factors (when combined or in isolation) may affect the price of futures contracts and, as a consequence, the performance of the Contag Indices collectively and each respective Contag Index levels. The commodities markets are subject to temporary distortions or other disruptions due to various factors, including the lack of liquidity in the markets, the participation of speculators and government regulation and intervention. These circumstances could adversely affect the price of futures contracts and, therefore, the performance of the Contag Indices.

(xii) Backwardation Seeking

The Contag Contract Selection methodology is based on a principal known as “backwardation seeking”. There can be no guarantee that futures contracts selected according to such a principal and employing such a mechanism as used in the selection methodology will exhibit superior returns to futures contracts selected on any other basis.

(xiii) Investment in deferred futures contracts

Contag Indices are synthetically exposed to futures contracts selected as the Contag Contracts by the selection methodology and such futures contracts may, in general, be deferred futures contracts (i.e., those contracts having a delivery month further dated than the futures contract with the nearest delivery month). It is generally expected that such deferred futures contracts may have less liquidity than the near-month futures contracts (those being the nearest-to-deliver) with respect to the same eligible commodities. Additionally, deferred futures contracts may be less well correlated with the spot market (physical) prices of the relevant eligible commodities and exhibit different levels of volatility.

(xiv) Index Calculation Agent discretion

The Index Calculation Agent is entitled to exercise certain discretions in relation to Contag Indices, including but not limited to, the determination of the values to be used in the event of market disruptions and the interpretation of the applicable index rules. Although the Index Calculation Agent will make all determinations and take all action in relation to Contag Indices acting in good faith, such discretion could have an impact, positive or negative, on any applicable index level.

ASEAN

As this Fund’s investments will focus on securities issued by companies whose businesses are in ASEAN countries, it may be subject to a higher level of risk than an equities portfolio which is not restricted to a particular geographical region/market. Thus, there is a risk that the Fund will perform poorly during an economic downturn or in the event of adverse news affecting the said region/market.

As this Fund may invest up to 98% of its Net Asset Value in foreign markets, it may be subject to further risks, such as currency risk and country risk. Furthermore, share investments are susceptible to the movements of share prices which can rise or fall for a number of reasons such as industry trends, economic factors, changes in a company’s operations, management and financial performance as well as market perception of that particular company. Investors may also refer to currency risk and country risk elaborated under Section 2.1.

Other risks associated with investments in equities are as set out in Section 2.1 (Investments Risks). Under the new strategy of the Fund to be effective on 15 December 2014, the Fund

CHAPTER 2: RISK FACTORS

will also be subject to risks associated with investments in equity related securities, which is set out in Section 2.1 (Investments Risks).

USFOCUS

As this Fund invests at least 95% of its Net Asset Value in the target fund, Schroder ISF USSME, it is subject to the management risk of the management company and investment manager of Schroder ISF USSME. Poor management of Schroder ISF USSME will jeopardise the investment of this Fund in Schroder ISF USSME and in turn, the Unit Holders' investment through the loss of capital invested in this Fund as elaborated under management risk set out in Section 2.1.

In addition, as Schroder ISF USSME is domiciled in Luxembourg and denominated in US Dollars, this Fund may be subject to currency and country risk. Changes in rates of exchange between currencies may cause the value of this Fund's investment in Schroder ISF USSME to diminish or increase which in turn will affect the value of Unit Holders' investments.

The Fund's investments in Schroder ISF USSME may be adversely affected by political instability as well as exchange controls, changes in taxation, foreign investment policies, restrictions on repatriation of investments and other restrictions and controls which may be imposed by the relevant authorities in Luxembourg. Investors may also refer to currency risk and country risk elaborated under Section 2.1.

Furthermore, investments of Schroder ISF USSME are subject to the following risks:

- *General risks*

Past performance is not a guide to future performance and investment in the shares of Schroder ISF USSME should be regarded as a medium to long-term investment. The value of investments and the income generated by Schroder ISF USSME may go down as well as up and shareholders of Schroder ISF USSME, i.e. the Fund, may not get back the amount originally invested. Where the currency of Schroder ISF USSME varies from the Fund's home currency, or where the currency of Schroder ISF USSME varies from the currencies of the markets in which Schroder ISF USSME invests, there is the prospect of additional loss (or the prospect of additional gain) to the Fund greater than the usual risks of investment.

- *Investment objective risk*

Investment objectives express an intended result but there is no guarantee that such a result will be achieved. Depending on market conditions and the macro economic environment, investment objectives may become more difficult or even impossible to achieve. There is no express or implied assurance as to the likelihood of achieving the investment objective for the target fund, Schroder ISF USSME.

- *Regulatory risk*

The umbrella of the target fund, Schroder ISF USSME, i.e. Schroder International Selection Fund, is domiciled in Luxembourg and investors of Schroder ISF USSME should note that all the regulatory protections provided by their local regulatory authorities may not apply. Additionally Schroder ISF USSME will be registered in non-European Union jurisdictions. As a result of such registrations, the target fund, Schroder ISF USSME may be subject, without any notice to the Fund, to more restrictive regulatory regimes. In such cases the target fund, Schroder ISF USSME will abide by these more restrictive requirements. This may prevent the target fund, Schroder ISF USSME from making the fullest possible use of the investment limits.

CHAPTER 2: RISK FACTORS

- *Risk of suspension of share dealings*

In certain circumstances the right to redeem shares of Schroder ISF USSME may be suspended:

- (a) The umbrella of the target fund, Schroder ISF USSME, i.e. Schroder International Selection Fund, reserves the right not to accept instructions to redeem on any one dealing day of the target fund, Schroder ISF USSME more than 10% of the total value of the shares in issue of the target fund, Schroder ISF USSME. In these circumstances, the directors of Schroder International Selection Fund may declare that the redemption of part or all of Schroder ISF USSME's shares in excess of 10% for which a redemption has been requested will be deferred until the next dealing day of Schroder ISF USSME and will be valued at the net asset value per share of Schroder ISF USSME prevailing on that Schroder ISF USSME dealing day. On such Schroder ISF USSME dealing day, deferred requests will be dealt with in priority to later requests and in the order that requests were initially received by Schroder ISF USSME's management company, Schroder Investment Management (Luxembourg) S.A.
- (b) Schroder International Selection Fund reserves the right to extend the period of payment of redemption proceeds to such period, not exceeding thirty (30) business days (as determined by the Schroder ISF USSME), as shall be necessary to repatriate proceeds of the sale of investments in the event of impediments due to exchange control regulations or similar constraints in the markets in which a substantial part of the assets of Schroder ISF USSME are invested or in exceptional circumstances where the liquidity of Schroder ISF USSME is not sufficient to meet the redemption requests.
- (c) Schroder International Selection Fund may suspend or defer the calculation of the net asset value per share of any share class in Schroder ISF USSME and the issue and redemption of any shares in Schroder ISF USSME:
 - (i) during any period when any of the principal stock exchanges or any other regulated market determined by Schroder ISF USSME on which any substantial portion of the investments of the relevant share class of the Schroder International Selection Fund for the time being are quoted, is closed, or during which dealings are restricted or suspended; or
 - (ii) during any period when the determination of the net asset value per share of and/or the redemptions in the underlying undertaking for a collective investment in transferable securities (UCITS) or other undertaking for collective investment (UIC) representing a material part of the assets of Schroder ISF USSME is suspended; or
 - (iii) during the existence of any state of affairs which constitutes an emergency as a result of which disposal or valuation of investments of Schroder ISF USSME by the Schroder International Selection Fund is impracticable; or
 - (iv) during any breakdown in the means of communication normally employed in determining the price or value of any of the investments of Schroder International Selection Fund or the current prices or values on any market or stock exchange; or
 - (v) during any period when Schroder International Selection Fund is unable to repatriate funds for the purpose of making payments on the redemption of Schroder ISF USSME shares or during any transfer of funds involved in the realisation or acquisition of investments or payments due on

CHAPTER 2: RISK FACTORS

redemption of Schroder ISF USSME shares cannot in the opinion of the directors of Schroder International Selection Fund be effected at normal rates of exchange; or

- (vi) if Schroder International Selection Fund is being or may be wound-up on or following the date on which notice is given of the meeting of shareholders of the Schroder International Selection Fund (i.e. all investors of funds under the Schroder International Selection Fund including investors of Schroder ISF USSME) at which a resolution to wind up Schroder International Selection Fund is proposed; or
 - (vii) if the directors of Schroder International Selection Fund have determined that there has been a material change in the valuations of a substantial proportion of the investments of Schroder International Selection Fund attributable to a particular share class of Schroder ISF USSME under the umbrella fund, Schroder International Selection Fund in the preparation or use of a valuation or the carrying out of a later or subsequent valuation; or
 - (viii) during any other circumstance or circumstances where a failure to do so might result in Schroder International Selection Fund or its shareholders (i.e. all investors of funds under the Schroder International Selection Fund including investors of Schroder ISF USSME) incurring any liability to taxation or suffering other pecuniary disadvantages or other detriment.
- (d) The suspension of the calculation of the net asset value per share of any fund under the umbrella of Schroder International Selection Fund or share class shall not affect the valuation of other funds under the umbrella of Schroder International Selection Fund or share classes, unless these funds or share classes are also affected.
- (e) During a period of suspension or deferral, a shareholder (i.e. all investors of funds under the Schroder International Selection Fund including investors of Schroder ISF USSME) may withdraw his request in respect of any shares not redeemed by notice in writing received by the management company of Schroder ISF USSME, before the end of such period.

The Fund will be informed of any suspension or deferral as appropriate. Likewise, Unit Holders will be informed of such an occurrence.

- *Liquidity risk*

Liquidity risk exists when particular investments are difficult to purchase or sell. Schroder ISF USSME's investment in illiquid securities may reduce the returns of Schroder ISF USSME because it may be unable to sell the illiquid securities at an advantageous time or price. Investments in foreign securities, derivatives or securities with substantial market and/or credit risk tend to have the greatest exposure to liquidity risk. Illiquid securities may be highly volatile and difficult to value.

- *Financial derivative instrument risk*

As Schroder ISF USSME may use financial derivative instruments to meet its specific investment objective, there is no guarantee that the performance of the financial derivative instruments will result in a positive effect for Schroder ISF USSME and its shareholders, i.e. the Fund.

CHAPTER 2: RISK FACTORS

- *Warrants risk*

When Schroder ISF USSME invests in warrants, the price, performance and liquidity of such warrants are typically linked to the underlying stock. However, the price, performance and liquidity of such warrants will generally fluctuate more than the underlying securities because of the greater volatility of the warrants market. In addition to the market risk related to the volatility of warrants, a fund such as Schroder ISF USSME, investing in synthetic warrants, where the issuer of the synthetic warrant is different to that of the underlying stock, is subject to the risk that the issuer of the synthetic warrant will not perform its obligations under the transactions which may result in Schroder ISF USSME, and ultimately its shareholders, i.e. the Fund suffering a loss.

- *Counterparty risk*

Schroder International Selection Fund conducts transactions through or with brokers, clearing houses, market counterparties and other agents. Schroder International Selection Fund will be subject to the risk of the inability of any such counterparty to perform its obligations, whether due to insolvency, bankruptcy or other causes.

Schroder ISF USSME may invest into instruments such as notes, bonds or warrants the performance of which is linked to a market or investment to which Schroder ISF USSME seeks to be exposed. Such instruments are issued by a range of counterparties and through its investment Schroder ISF USSME will be subject to the counterparty risk of the issuer, in addition to the investment exposure it seeks.

Schroder ISF USSME will only enter into over-the-counter derivatives transactions, including swap agreement, with first class institutions which are subject to prudential supervision and specialising in these types of transactions. In principle, the counterparty risk for such derivative transactions entered into with first class institutions should not exceed 10% of Schroder ISF USSME's net assets when the counterparty is a credit institution or 5% of its net assets in other cases. However, if a counterparty defaults, the actual losses may exceed these limitations.

- *Custody risk*

Assets of the umbrella fund, Schroder International Selection Fund are safe kept by the custodian of Schroder International Selection Fund and investors of Schroder ISF USSME are exposed to the risk of the custodian of Schroder International Selection Fund not being able to fully meet its obligation to reconstitute in a short time frame all of the assets of Schroder International Selection Fund in the case of bankruptcy of the custodian of Schroder International Selection Fund. The assets of Schroder International Selection Fund will be identified in the Schroder International Selection Fund custodian's books as belonging to Schroder International Selection Fund. Securities held by the custodian of Schroder International Selection Fund will be segregated from other assets of the said custodian which mitigates but does not exclude the risk of non restitution in case of bankruptcy. However, no such segregation applies to cash which increases the risk of non restitution in case of bankruptcy. The custodian of Schroder International Selection Fund does not keep all the assets of the Schroder International Selection Fund itself but uses a network of sub-custodians which are not part of the same group of companies as the custodian of Schroder International Selection Fund. Investors of Schroder ISF USSME are exposed to the risk of bankruptcy of the sub-custodians in the same manner as they are to the risk of bankruptcy of the custodian of Schroder International Selection Fund.

Schroder ISF USSME may invest in markets where custodial and/or settlement systems are not fully developed. The assets of Schroder ISF USSME that are traded in

CHAPTER 2: RISK FACTORS

such markets and which have been entrusted to such sub-custodians may be exposed to risk in circumstances where the custodian will have no liability.

- *Smaller companies risk*

Schroder ISF USSME which invests in smaller companies may fluctuate in value more than other funds under the umbrella of Schroder International Selection Fund. Smaller companies may offer greater opportunities for capital appreciation than larger companies, but may also involve certain special risks. They are more likely than larger companies to have limited product lines, markets or financial resources, or to depend on a small, inexperienced management group. Securities of smaller companies may, especially during periods where markets are falling, become less liquid and experience short-term price volatility and wide spreads between dealing prices. They may also trade in the over-the-counter market or on a regional exchange, or may otherwise have limited liquidity. Consequently investments in smaller companies may be more vulnerable to adverse developments than those in larger companies and Schroder ISF USSME may have more difficulty establishing or closing out its securities positions in smaller companies at prevailing market prices. Also, there may be less publicly available information about smaller companies or less market interest in the securities, and it may take longer for the prices of the securities to reflect the full value of the issuers' earning potential or assets.

- *Initial public offerings risk*

Schroder ISF USSME may invest in initial public offerings, which frequently are smaller companies. Such securities have no trading history, and information about these companies may only be available for limited periods. The prices of securities involved in initial public offerings may be subject to greater price volatility than more established securities.

- *Emerging and less developed markets securities risk*

Investing in emerging markets and less developed markets securities poses risks different from, and/or greater than, risks of investing in the securities of developed countries. These risks include; smaller market-capitalisation of securities markets, which may suffer periods of relative illiquidity; significant price volatility; restrictions on foreign investment; and possible repatriation of investment income and capital. In addition, foreign subscribers of the shares of any Schroder International Selection Fund may be required to register the proceeds of sales, and future economic or political crisis could lead to price controls, forced mergers, expropriation or confiscatory taxation, seizure, nationalisation or the creation of government monopolies. Inflation and rapid fluctuations in inflation rates have had, and may continue to have, negative effects on the economies and securities markets of certain emerging and less developed countries.

Although many of the emerging and less developed market securities in which the Schroder ISF USSME may invest are traded on securities exchanges, they may trade in limited volume and may encounter settlement systems that are less well organised than those of developed markets. Supervisory authorities may also be unable to apply standards that are comparable with those in developed markets. Thus, there may be risks that settlement may be delayed and that cash or securities belonging to Schroder ISF USSME may be in jeopardy because of failures of or defects in the systems or because of defects in the administrative operations of counterparties. Such counterparties may lack the substance or financial resources of similar counterparties in a developed market. There may also be a danger that competing claims may arise in respect of securities held by or to be transferred to Schroder ISF USSME and compensation schemes may be non-existent or limited or inadequate to meet the Schroder ISF USSME's claims in any of these events.

CHAPTER 2: RISK FACTORS

Additional risks of emerging market securities may include: greater social, economic and political uncertainty and instability; more substantial governmental involvement in the economy; less governmental supervision and regulation; unavailability of currency hedging techniques; companies that are newly organised and small; differences in auditing and financial reporting standards, which may result in unavailability of material information about issuers; and less developed legal systems. In addition taxation of interest and capital gains received by non-residents varies among emerging and less developed markets and, in some cases may be comparatively high. There may also be less well-defined tax laws and procedures and such laws may permit retroactive taxation so that Schroder ISF USSME could in the future become subject to local tax liabilities that had not been anticipated in conducting investment activities or valuing assets.

- *Specific risks linked to securities lending and repurchase transactions*

Securities lending and repurchase transactions involve certain risks. There is no assurance that Schroder ISF USSME will achieve the objective for which it entered into a transaction.

Repurchase transactions might expose Schroder ISF USSME to risks similar to those associated with optional or forward derivative financial instruments. Securities loans may, in the event of a counterparty default or an operational difficulty, be recovered late and only in part, which might restrict Schroder ISF USSME's ability to complete the sale of securities or to meet redemption requests.

Schroder ISF USSME's exposure to its counterparty will be mitigated by the fact that the counterparty will forfeit its collateral if it defaults on the transaction. If the collateral is in the form of securities, there is a risk that when it is sold it will realise insufficient cash to settle the counterparty's debt to Schroder ISF USSME or to purchase replacements for the securities that were lent to the counterparty. In the latter case, Schroder ISF USSME's tri-party lending agent will indemnify Schroder ISF USSME against a shortfall of cash available to purchase replacement securities but there is a risk that the indemnity might be insufficient or otherwise unreliable.

In the event that Schroder ISF USSME reinvests cash collateral in one or more of the permitted types of investment that are described above, there is a risk that the investment will earn less than the interest that is due to the counterparty in respect of that cash and that it will return less than the amount of cash that was invested. There is also a risk that the investment will become illiquid, which would restrict Schroder ISF USSME's ability to recover its securities on loan, which might restrict Schroder ISF USSME's ability to complete the sale of securities or to meet redemption requests.

- *Potential conflicts of interest*

The investment manager, i.e. Schroder Investment Management North America Inc. and Schrodgers (the Schroder ISF USSME's management company's ultimate holding company and its subsidiaries and affiliates worldwide) may effect transactions in which the investment manager or Schrodgers have, directly or indirectly, an interest which may involve a potential conflict with the investment manager's duty to Schroder International Selection Fund. Neither the investment manager nor Schrodgers shall be liable to account to Schroder International Selection Fund for any profit, commission or remuneration made or received from or by reason of such transactions or any connected transactions nor will the fees of the investment manager, unless otherwise provided, be abated.

CHAPTER 2: RISK FACTORS

The investment manager will ensure that such transactions are effected on terms which are not less favourable to Schroder International Selection Fund than if the potential conflict had not existed.

Such potential conflicting interests or duties may arise because the investment manager or Schroders may have invested directly or indirectly in Schroder International Selection Fund.

The risk management strategies and techniques employed will be at the target fund level, as elaborated in Section 3.13.8.

AREF

The real estate investments of the real estate trusts or companies which the Fund invests in are subject to varying degrees of risk. The yields available from investments in real estate depend on the amount of income and capital appreciation generated by the related properties. Income and real estate values may also be adversely affected by such factors as applicable laws, interest rate levels, and the availability of financing. If the properties do not generate sufficient income to meet operating expenses, including, where applicable, debt service, ground lease payments, tenant improvements, third-party leasing commissions and other capital expenditures, the income and ability of the real estate company to make payments of any interest and principal on its debt securities or dividends on its equity securities will be adversely affected. In addition, real property may be subject to the terms of credit extended to borrowers and defaults by borrowers and tenants.

The economic performance of the countries in which the real estate portfolio owned by the company affects the occupancy, market rental rates and expenses and, consequently, has an impact on the income from such properties and their underlying values. In addition, real estate investments are relatively illiquid and, therefore, the ability of real estate companies to vary their portfolios promptly in response to changes in the economic or other conditions is limited. A real estate company may also have joint venture investments in certain of its properties, and consequently, its ability to control decisions relating to such properties may be limited. Real estate companies may also be subject to the local and international economic climate and, in particular, conditions in the real estate market which may reflect an oversupply of, or reduced demand for, that particular piece of real estate, changes in market rental rates, operating expenses, increases in property taxes on the property, changes in zoning laws, environmental risks and property depreciation over time.

As this Fund may invest up to 98% of its Net Asset Value in securities of foreign markets, it may be subject to further risks, such as currency risk and country risk, when compared to a portfolio which concentrates its holdings in a single market or economy. Furthermore, share investments are susceptible to the movements of share prices which can rise or fall for a number of reasons such as industry trends, economic factors, changes in a company's operations, management and financial performance as well as market perception of that particular company. The risk management strategies of the Fund are elaborated in Section 3.14.2 (Strategy).

Other risks associated with investments in equities and equity related securities are set out in Section 2.1 (Investment Risks).

3. INFORMATION ON THE FUNDS

3.1 INFORMATION ON RHB-OSK GLOBAL EQUITY YIELD FUND

3.1.1 Objective

This Fund aims to achieve long term* capital appreciation and provide a source of income^ through investments in securities of companies listed or traded in the global emerging and developed markets.

Any material change to the objective of this Fund requires the Unit Holders' approval.

Note: *'long term' in this context refers to a period of between 5 – 7 years.

^The income is in the form of units. Please refer to the Fund's distribution mode.

3.1.2 Strategy

This Fund seeks to generate income and capital gains by investing in equity and equity related securities of companies offering attractive dividend yields, good growth prospects, sound fundamentals and solid management and financial discipline. These are securities of companies listed or traded in the global emerging and developed markets such as Malaysia, Australia, China, Hong Kong SAR, India, Indonesia, Japan, New Zealand, Philippines, Singapore, South Korea, Sri Lanka, Taiwan, Thailand, United States of America, Austria, Belgium, Denmark, Finland, France, Germany, Greece, Ireland, Italy, Netherlands, Norway, Portugal, Spain, Sweden, Switzerland and United Kingdom.

The Fund seeks to make regular distributions of income and capital gains and offer potential for price appreciation. This investment approach should enable the Fund to meet these objectives over the medium to long term. Due to the emphasis on dividend and quality, the Fund is likely to possess below average exposure in low yielding countries and low yielding sectors. Absolute levels of volatility and downside risk should be relatively low in relation to benchmark, given the Fund's emphasis is on higher yield equity securities.

The Manager adopts a bottom-up approach, leveraging on its equity research platform. As a sell discipline, the Manager will realize the investments of the Fund when, in the Manager's opinion, a fair value is reached or when better investment alternatives present themselves. On this basis, the portfolio of the Fund comprises mostly stocks which have attractive dividend yields^ and offer price performance potential.

^ refers to stocks with level of yields that are generally above the country/industry norms. Attractive yields for fixed income securities are level of yields that are above the industry norm for that type of fixed income security of the same rating in the country of investment.

Thus, this Fund's portfolio will be structured as follows:

Up to 98% of Net Asset Value

- Investments in securities of and securities relating to companies that have attractive dividend yields and good growth potential.

2% - 10% of Net Asset Value

- Investments in liquid assets including bonds, money market instruments and deposits with financial institutions.

The above asset allocation is only indicative and will be reviewed from time to time depending on the judgement of the Manager as to the general market and economic conditions. Although the Fund is actively managed, how active or the frequency of its trading strategy will very much depend on market opportunities. Specific risks associated with such securities and investments are as elaborated in Section 2.2.

The risk management strategies and techniques employed by the Manager include diversification of the Fund's investments in terms of its exposure to various industries, sectors, countries and asset class and/or type of investments (i.e. equity, fixed income, money market instruments). Financial derivatives may also be used for hedging purposes where appropriate. Generally, the assets of the Fund will be invested over a medium to long term period with disposal of the investments when necessary to control risk as well as to optimise capital gains. This is especially so when the full growth potential of an investment is deemed to have been reduced following a prolonged rise in equity values, and the available alternative investment may present cheaper valuations and potential higher returns. The Fund also complies with the permitted investments and restrictions imposed by the Securities Commission. Adherence to the permitted investments and restrictions also helps the Manager to risk-manage the Fund's portfolio in terms of diversification. Moreover, the Manager in making its investment decisions shall at all times comply with the investment restrictions of the Fund and requirements as set out in the Deed.

For investments in foreign markets, the Manager in managing the principal risks such as country risk and currency risk, will always take into consideration the reference benchmark as well as its evaluation of the historical developments and its prior experience in such markets. Such practice will be managed through active management and constant review of the economic and political developments of the countries invested. Investments will ultimately be made based on the risk-reward.

While the Manager adopts a strategy of remaining close to fully invested, there may be instances where the reference allocation may not be followed if the Manager believes there are systemic risk that warrant an allocation into another asset class such as fixed income securities, money market securities, cash, or deposits with financial institutions. In such circumstances, the Manager has the discretion to allocate up to 100% of the Fund's equity investments into other asset classes, which are defensive in nature.

The performance of this Fund is benchmarked against the MSCI AC World Free Index (RM). The benchmark chosen best represents the Fund's investments geographical location/ investment universe. For ease of reference, investors may refer to Bloomberg L.P. or the MSCI website (www.msci.com) for this indicator.

3.1.3 Permitted Investments and Restrictions

This Fund may invest in securities traded on the BMSB or any other market considered as an Eligible Market, securities not listed in or traded under the rules of an Eligible Market ("unlisted securities"), collective investment schemes, securities/instruments in foreign markets, financial derivatives, structured products, liquid assets (including money market instruments and deposits with any financial institutions), participate in the lending of securities, and any other investments permitted by the Securities Commission from time to time.

The acquisition of such permitted investments is subject to the following restrictions:

- a) The value of the Fund's investments in unlisted securities must not exceed ten (10) per cent of the Net Asset Value, or any other limit as may be prescribed by the Securities Commission from time to time.
- b) The value of the Fund's investments in ordinary shares issued by any single issuer must not exceed ten (10) per cent of the Net Asset Value, or any other limit as may be prescribed by the Securities Commission from time to time.
- c) The value of the Fund's investments in transferable securities (i.e. equities, debentures and warrants) and money market instruments issued by any single issuer must not exceed fifteen (15) per cent of the Net Asset Value, or any other limit as may be prescribed by the Securities Commission from time to time.

- d) The value of the Fund's placement in deposits with any single financial institution must not exceed twenty (20) per cent of the Net Asset Value, or any other limit as may be prescribed by the Securities Commission from time to time.
- e) The value of the Fund's investments in transferable securities and money market instruments issued by any group of companies must not exceed twenty (20) per cent of the Net Asset Value, or any other limit as may be prescribed by the Securities Commission from time to time.
- f) The aggregate value of the Fund's investments in transferable securities, money market instruments, deposits, over-the-counter ("OTC") financial derivatives and structured products issued by or placed with (as the case may be) any single issuer/financial institution must not exceed twenty five (25) per cent of the Net Asset Value, or any other limit as may be prescribed by the Securities Commission from time to time.
- g) The value of the Fund's investments in units/shares of any collective investment scheme must not exceed twenty (20) per cent of the Net Asset Value, or any other limit as may be prescribed by the Securities Commission from time to time.
- h) The value of the Fund's investments in structured products issued by any single counter-party must not exceed fifteen (15) per cent of the Net Asset Value, or any other limit as may be prescribed by the Securities Commission from time to time. This single counter-party limit may be exceeded if the counter-party has a minimum long-term rating that indicates very strong capacity for timely payment of financial obligations provided by any domestic or global rating agency and the structured product has a capital protection feature. When this applies, the calculation of the aggregate value to determine compliance with item (f) should exclude the value of investment in structured products.
- i) The value of the Fund's OTC financial derivatives transactions with any single counter-party must not exceed ten (10) per cent of the Net Asset Value, or any other limit as may be prescribed by the Securities Commission from time to time; and the Fund's exposure to the underlying assets (vide the financial derivatives) must not exceed the Fund's investment spread limits as stipulated in (b), (c), (d), (e), (f), (g) and (h) above. In addition, the Fund's net market exposure owing to its financial derivatives position must not exceed the Net Asset Value.
- j) The Fund's investments in transferable securities (other than debentures) must not exceed ten (10) per cent of the securities issued by any single issuer, or any other limit as may be prescribed by the Securities Commission from time to time.
- k) The Fund's investments in debentures must not exceed twenty (20) per cent of the debentures issued by any single issuer, or any other limit as may be prescribed by the Securities Commission from time to time.
- l) The Fund's investments in money market instruments must not exceed ten (10) per cent of the instruments issued by any single issuer, or any other limit as may be prescribed by the Securities Commission from time to time. Such limit does not apply to money market instruments that do not have a pre-determined issue size.
- m) The Fund's investments in collective investment schemes must not exceed twenty five (25) per cent of the units/shares in any one collective investment scheme, or any other limit as may be prescribed by the Securities Commission from time to time.

The limits and restrictions mentioned herein must be complied with at all times based on the most up-to-date value of the Fund's investments. However, a 5% allowance in excess of the limits or restrictions is permitted where the limit or restriction is breached through an appreciation or depreciation of the Net Asset Value (whether as a result of an appreciation or

depreciation of the investments or as a result of repurchase of units of the Fund or payment made from the Fund). The Manager will not make any further acquisitions to which the relevant limit is breached, and the Manager will within a reasonable period of not more than three (3) months from the date of the breach take all necessary steps and actions to rectify the breach. Such limits and restrictions however, do not apply to securities/instruments that are issued or guaranteed by the Malaysian government or Bank Negara Malaysia.

3.1.4 Investment in Securities Not Traded in or under the Rules of an Eligible Market (“unlisted securities”)

The Manager will only make such investments where the Manager expects those investments to complement the objective and enhance the performance of this Fund. Such investments shall not include:

- (a) Equities not listed for trading in a stock market of a stock exchange but have been approved for such listing and offered directly to the Fund by the issuer;
- (b) Debentures traded on an organised over-the-counter market; and
- (c) Structured product.

The Fund’s investments in unlisted securities (if any) shall always be subject to the restriction stipulated in Section 3.1.3 (a).

3.1.5 Collective Investment Schemes

The Manager will only make such investments where the Manager expects those investments to complement the objective and enhance the performance of this Fund. In addition, the Manager will only make such investments if the target fund is registered/authorised/approved by the relevant regulatory authority in its home jurisdiction as the case may be and which operates within the general investment principles of the Guidelines on Unit Trust Funds issued by the Securities Commission. The Fund’s investments in collective investment schemes (if any) shall always be subject to the restrictions stipulated in Section 3.1.3 (g) and (m).

3.1.6 Financial Derivatives

The Manager may participate in futures contracts and other financial derivatives, when appropriate. The category of financial derivatives to be participated in shall be the stock index futures contracts, the stock index options contracts, single stock futures contracts, forwards and swaps or any other categories and/or types of futures contracts or financial derivatives that may be allowable by the relevant authorities from time to time. The Fund’s participation in financial derivatives is basically to hedge the portfolio from any unexpected price movement in the underlying market and also the portfolio’s exposure to foreign currency as well as to hedge against any opportunity loss arising from its uninvested cash. The benefit of any upside of price movement in the underlying market or currency movement is limited as the primary interest is to protect the value of the portfolio and to manage risks in relation to the benchmark. Nonetheless, the Fund may also invest in financial derivatives for investment purpose to enhance the returns of the Fund. If the Fund were to invest in over-the-counter (“OTC”) derivatives, the Manager will monitor the credit rating of the counterparty issuing the derivatives and dispose off the derivatives should the rating of the said derivative counterparty fall below the credit rating of A by RAM Rating Services Berhad or its equivalent rating by a reputable rating establishment. If the Fund does invest in derivatives, there may be a likelihood that the NAV per unit of the Fund may be subject to high volatility. The Fund’s investments in financial derivatives (if any) shall always be subject to the restriction stipulated in Section 3.1.3 (f) and (i).

3.1.7 Structured Products

The Manager may also invest in structured products where the Manager expects those investments to complement the objective and enhance the performance of this Fund. The Fund's investments in structured products (if any) shall always be subject to the restrictions stipulated in Section 3.1.3 (f) and (h).

3.1.8 Foreign Securities

The Manager may invest up to 98% of the Net Asset Value in securities of foreign markets where its regulatory authority is a member of the International Organisation of Securities Commission (IOSCO).

The Fund will invest in securities/instruments listed on or traded in global markets, such as, Australia, China, Hong Kong SAR, India, Indonesia, Japan, New Zealand, Philippines, Singapore, South Korea, Sri Lanka, Taiwan, Thailand, United States of America, Austria, Belgium, Denmark, Finland, France, Germany, Greece, Ireland, Italy, Netherlands, Norway, Portugal, Spain, Sweden, Switzerland and United Kingdom. When investing in foreign markets which require prior permission or approval such as in the form of an investment licence or investor code or investor registration, the Fund has/will obtain such necessary permission or approval in order to invest in such markets.

In undertaking these foreign investments, the Manager will invest directly in the equities markets and may also invest through other collective investment schemes, where appropriate subject to the restrictions stipulated in Section 3.1.5.

3.1.9 Liquid Assets

The Manager in structuring the Fund's portfolio will maintain a minimum liquid assets level of 2% of the Net Asset Value for the purpose of meeting redemptions and to enable the proper and efficient management of the Fund. However, this does not preclude the Manager from lowering or raising the liquid assets level from the stipulated level to allow the Manager to react to the prevailing market conditions and to manage investment risks when circumstances warrant it.

This Fund shall not borrow in connection with its activities or lend any of its cash or investments unless permitted by the relevant laws pertaining to unit trust funds. The Fund may participate in the lending of securities provided always that such activity complies with all relevant guidelines, laws and/or regulations. However, the Fund may also borrow cash on a temporary basis (i.e. not more than one month) from financial institutions to meet redemption requests. Such borrowing shall not exceed ten (10) per cent of the Net Asset Value at the time the borrowing is incurred.

3.2 INFORMATION ON RHB-OSK ASIA PACIFIC FUND

3.2.1 Objective

This Fund aims to achieve long term* capital appreciation through investments in securities of companies listed or traded in emerging and developed markets.

Any material change to the objective of this Fund requires the Unit Holders' approval.

*Note: 'long term' in this context refers to a period of between 5 – 7 years.

3.2.2 Strategy

This Fund seeks to achieve its objective through investments in equity and equity related securities of companies listed or traded in the Asia Pacific markets. These are securities of companies listed on the stock exchanges of the emerging and developed markets such as Malaysia, Australia, China, Hong Kong SAR, India, Indonesia, Japan, New Zealand, Philippines, Singapore, South Korea, Sri Lanka, Taiwan and Thailand.

Thus, this Fund's portfolio will be structured as follows:

Up to 98% of Net Asset Value

- Investments in securities of and securities relating to companies that have high growth potential.

2% - 10% of Net Asset Value

- Investments in liquid assets including bonds, money market instruments and deposits with financial institutions.

The above asset allocation is only indicative and will be reviewed from time to time depending on the judgement of the Manager as to the general market and economic conditions. Although the Fund is actively managed, how active or the frequency of its trading strategy will very much depend on market opportunities. Specific risks associated with such securities and investments are as elaborated in Section 2.2.

The risk management strategies and techniques employed by the Manager include diversification of the Fund's investments in terms of its exposure to various industries, sectors, countries and asset classes/type of investments (i.e. equity, fixed income, money market instruments). Financial derivatives may also be used for hedging purposes where appropriate. Generally, the assets of the Fund will be invested over a medium to long term period with disposal of the investments when necessary to control risk as well as to optimise capital gains. This is especially so when the full growth potential of an investment is deemed to have been reduced over a prolonged rise in equity values and the available alternative investment may present cheaper valuations and potential higher returns. The Fund also complies with the permitted investments and restrictions imposed by the Securities Commission. Adherence to the permitted investments and restrictions also helps the Manager to risk-manage the Fund's portfolio in terms of diversification. Moreover, the Manager in making its investment decisions shall at all times comply with the investment restrictions of the Fund and requirements as set out in the Deed.

For investments in foreign markets, the Manager in managing the principal risks such as country risk and currency risk will always take into consideration the reference benchmark as well as its evaluation of the historical developments and its prior experience in such markets. Such practice will be managed through active management and constant review of the economic and political developments of the countries invested. Investments will ultimately be made based on the risk-reward.

The Manager may take temporary defensive positions that may be inconsistent with the Fund's principal strategy in attempting to respond to adverse economic, political or any other market conditions. In such circumstances, the Manager may reallocate up to 100% of the Fund's equity investments into other asset classes such as fixed income securities, money market instruments, cash and deposits with financial institutions, which are defensive in nature.

The performance of this Fund is benchmarked against the MSCI AC Asia Pacific Index (RM). The benchmark chosen best represents the Fund's investment geographical location/investment universe. For ease of reference, investors may refer to Bloomberg L.P. or the MSCI website (www.msci.com) for this indicator.

3.2.3 Permitted Investment and Restrictions

This Fund may invest in securities traded on the BMSB or any other market considered as an Eligible Market, securities not listed in or traded under the rules of an Eligible Market ("unlisted securities"), collective investment schemes, securities/instruments in foreign markets, financial derivatives, structured products, liquid assets (including money market instruments and deposits with any financial institutions), participate in the lending of securities, and any other investments permitted by the Securities Commission from time to time.

The acquisition of such permitted investments is subject to the following restrictions:

- a) The value of the Fund's investments in unlisted securities must not exceed ten (10) per cent of the Net Asset Value, or any other limit as may be prescribed by the Securities Commission from time to time.
- b) The value of the Fund's investments in ordinary shares issued by any single issuer must not exceed ten (10) per cent of the Net Asset Value, or any other limit as may be prescribed by the Securities Commission from time to time.
- c) The value of the Fund's investments in transferable securities (i.e. equities, debentures and warrants) and money market instruments issued by any single issuer must not exceed fifteen (15) per cent of the Net Asset Value, or any other limit as may be prescribed by the Securities Commission from time to time.
- d) The value of the Fund's placement in deposits with any single financial institution must not exceed twenty (20) per cent of the Net Asset Value, or any other limit as may be prescribed by the Securities Commission from time to time.
- e) The value of the Fund's investments in transferable securities and money market instruments issued by any group of companies must not exceed twenty (20) per cent of the Net Asset Value, or any other limit as may be prescribed by the Securities Commission from time to time.
- f) The aggregate value of the Fund's investments in transferable securities, money market instruments, deposits, over-the-counter ("OTC") financial derivatives and structured products issued by or placed with (as the case may be) any single issuer/financial institution must not exceed twenty five (25) per cent of the Net Asset Value, or any other limit as may be prescribed by the Securities Commission from time to time.
- g) The value of the Fund's investments in units/shares of any collective investment scheme must not exceed twenty (20) per cent of the Net Asset Value, or any other limit as may be prescribed by the Securities Commission from time to time.

- h) The value of the Fund's investments in structured products issued by any single counter-party must not exceed fifteen (15) per cent of the Net Asset Value, or any other limit as may be prescribed by the Securities Commission from time to time. This single counter-party limit may be exceeded if the counter-party has a minimum long-term rating that indicates very strong capacity for timely payment of financial obligations provided by any domestic or global rating agency and the structured product has a capital protection feature. When this applies, the calculation of the aggregate value to determine compliance with item (f) should exclude the value of investment in structured products.
- i) The value of the Fund's OTC financial derivatives transactions with any single counter-party must not exceed ten (10) per cent of the Net Asset Value, or any other limit as may be prescribed by the Securities Commission from time to time; and the Fund's exposure to the underlying assets (vide the financial derivatives) must not exceed the Fund's investment spread limits as stipulated in (b), (c), (d), (e), (f), (g) and (h) above. In addition, the Fund's net market exposure owing to its financial derivatives position must not exceed the Net Asset Value.
- j) The Fund's investments in transferable securities (other than debentures) must not exceed ten (10) per cent of the securities issued by any single issuer, or any other limit as may be prescribed by the Securities Commission from time to time.
- k) The Fund's investments in debentures must not exceed twenty (20) per cent of the debentures issued by any single issuer, or any other limit as may be prescribed by the Securities Commission from time to time.
- l) The Fund's investments in money market instruments must not exceed ten (10) per cent of the instruments issued by any single issuer, or any other limit as may be prescribed by the Securities Commission from time to time. Such limit does not apply to money market instruments that do not have a pre-determined issue size.
- m) The Fund's investments in collective investment schemes must not exceed twenty five (25) per cent of the units/shares in any one collective investment scheme, or any other limit as may be prescribed by the Securities Commission from time to time.

The limits and restrictions mentioned herein must be complied with at all times based on the most up-to-date value of the Fund's investments. However, a 5% allowance in excess of the limits or restrictions is permitted where the limit or restriction is breached through an appreciation or depreciation of the Net Asset Value (whether as a result of an appreciation or depreciation of the investments or as a result of repurchase of units of the Fund or payment made from the Fund). The Manager will not make any further acquisitions to which the relevant limit is breached, and the Manager will within a reasonable period of not more than three (3) months from the date of the breach take all necessary steps and actions to rectify the breach. Such limits and restrictions however, do not apply to securities/instruments that are issued or guaranteed by the Malaysian government or Bank Negara Malaysia.

3.2.4 Investment in Securities Not Traded in or under the Rules of an Eligible Market ("unlisted securities")

The Manager will only make such investments where the Manager expects those investments to complement the objective and enhance the performance of this Fund. Such investments shall not include:

- (a) Equities not listed for trading in a stock market of a stock exchange but have been approved for such listing and offered directly to the Fund by the issuer;
- (b) Debentures traded on an organised over-the-counter market; and

- (c) Structured product.

The Fund's investments in unlisted securities (if any) shall always be subject to the restriction stipulated in Section 3.2.3 (a).

3.2.5 Collective Investment Schemes

The Manager will only make such investments where the Manager expects those investments to complement the objective and enhance the performance of this Fund. In addition, the Manager will only make such investments if the target fund is registered/authorised/approved by the relevant regulatory authority in its home jurisdiction as the case may be and which operates within the general investment principles of the Guidelines on Unit Trust Funds issued by the Securities Commission. The Fund's investments in collective investment schemes (if any) shall always be subject to the restrictions stipulated in Section 3.2.3 (g) and (m).

3.2.6 Financial Derivatives

The Manager may participate in futures contracts and other financial derivatives, when appropriate. The category of financial derivatives to be participated in shall be the stock index futures contracts, the stock index options contracts, single stock futures contracts, forwards and swaps or any other categories and/or types of futures contracts or financial derivatives that may be allowable by the relevant authorities from time to time. The Fund's participation in financial derivatives is basically to hedge the portfolio from any unexpected price movement in the underlying market and also the portfolio's exposure to foreign currency as well as to hedge against any opportunity loss arising from its uninvested cash. The benefit of any upside of price movement in the underlying market or currency movement is limited as the primary interest is to protect the value of the portfolio and to manage risks in relation to the benchmark. Nonetheless, the Fund may also invest in financial derivatives for investment purpose to enhance the returns of the Fund. If the Fund were to invest in over-the-counter ("OTC") derivatives, the Manager will monitor the credit rating of the counterparty issuing the derivatives and dispose off the derivatives should the rating of the said derivative counterparty fall below the credit rating of A by RAM Rating Services Berhad or its equivalent rating by a reputable rating establishment. If the Fund does invest in derivatives, there may be a likelihood that the NAV per unit of the Fund may be subject to high volatility. The Fund's investments in financial derivatives (if any) shall always be subject to the restriction stipulated in Section 3.2.3 (f) and (i).

3.2.7 Structured Products

The Manager may also invest in structured products where the Manager expects those investments to complement the objective and enhance the performance of this Fund. The Fund's investments in structured products (if any) shall always be subject to the restrictions stipulated in Section 3.2.3 (f) and (h).

3.2.8 Foreign Securities

The Manager may invest up to 98% of the Net Asset Value in securities of foreign markets where the regulatory authority is a member of the International Organisation of Securities Commission (IOSCO).

The Fund will invest in securities/instruments listed on or traded in Asia Pacific markets, such as Australia, China, Hong Kong SAR, India, Indonesia, Japan, New Zealand, Philippines, Singapore, South Korea, Sri Lanka, Taiwan and Thailand. When investing in foreign markets which require prior permission or approval such as in the form of an investment licence or investor code or investor registration, the Fund has/will obtain such necessary permission or approval in order to invest in such markets.

In undertaking these foreign investments, the Manager may invest directly in the equities and/or bonds, and/or may invest through other collective investment schemes, where appropriate, subject to the restriction stipulated in Section 3.2.5.

3.2.9 Liquid Assets

The Manager in structuring the Fund's portfolio will maintain a minimum liquid assets level of 2% of the Net Asset Value for the purpose of meeting redemptions and to enable the proper and efficient management of the Fund. However, this does not preclude the Manager from lowering or raising the liquid assets level from the stipulated level to allow the Manager to react to the prevailing market conditions and to manage investment risks when circumstances warrant it.

This Fund shall not borrow in connection with its activities or lend any of its cash or investments unless permitted by the relevant laws pertaining to unit trust funds. The Fund may participate in the lending of securities provided always that such activity complies with all relevant guidelines, laws and/or regulations. However, the Fund may also borrow cash on a temporary basis (i.e. not more than one month) from financial institutions to meet redemption requests. Such borrowing shall not exceed ten (10) per cent of the Net Asset Value at the time the borrowing is incurred.

3.3 INFORMATION ON RHB-OSK RESOURCES FUND

3.3.1 Objective

This Fund aims to achieve long term* capital appreciation through investments in securities of companies whose businesses are in or are substantially related to the natural resources sectors.

Any material change to the objective of this Fund requires the Unit Holders' approval.

*Note: 'long term' in this context refers to a period of between 5 – 7 years.

3.3.2 Strategy

The Fund will invest in securities of and securities relating to companies whose businesses are in or are substantially related to the natural resources sectors such as but not limited to plantations (eg. palm oil, rubber, timber), oil and gas including without limitation, the development, production and/or distribution of services, equipment and/or downstream products or services that are derived from these sectors. These are companies that have attractive growth potential, sound fundamentals and good management, and whose securities are listed or traded in the Asia Pacific markets such as Malaysia, Australia, China, Hong Kong SAR, India, Indonesia, Japan, New Zealand, Philippines, Singapore, South Korea, Sri Lanka, Taiwan and Thailand.

Thus, this Fund's portfolio will be structured as follows:

Up to 98% of Net Asset Value

- Investments in securities of companies whose businesses are in or are substantially related to the natural resources sectors.

2% - 5% of Net Asset Value

- Investments in liquid assets including bonds, money market instruments and deposits with financial institutions.

The above asset allocation is only indicative and will be reviewed from time to time depending on the judgement of the Manager as to the general market and economic conditions. Although the Fund is actively managed, how active or the frequency of its trading strategy will very much depend on market opportunities. Specific risks associated with such securities and investments are as elaborated in Section 2.2.

The risk management strategies and techniques employed by the Manager include diversification of the Fund's investments in terms of its exposure to various industries, sectors, countries and asset classes and/or type of investments (i.e. equity, fixed income, money market instruments). Financial derivatives may also be used for hedging purposes where appropriate. Generally, the assets of the Fund will be invested over a medium to long term period with disposal of the investments when necessary to control risk as well as to optimise capital gains. This is especially so when the full growth potential of the investment is deemed to have been reduced over a prolonged rise in equity values and the available alternative investment may present cheaper valuations and potential higher returns. The Fund also complies with the permitted investments and restrictions imposed by the Securities Commission. Adherence to the permitted investment and restrictions also helps the Manager to risk-manage the Fund's portfolio in terms of diversification. Moreover, the Manager in making its investment decisions shall at all times comply with the investment restrictions of the Fund and requirements as set out in the Deed.

For investments in foreign markets, the Manager in managing the principal risks such as country risk and currency risk, will always take into consideration the reference benchmark as well as its evaluation of the historical developments and its prior experience in such markets.

Such practice will be managed through active management and constant review of the economic and political developments of the countries invested. Investments will ultimately be made based on the risk-reward.

The Manager may take temporary defensive positions that may be inconsistent with the Fund's principal strategy in attempting to respond to adverse economic, political or any other market conditions. In such circumstances, the Manager may reallocate up to 100% of the Fund's investments into other asset classes such as fixed income securities, money market instruments, cash and deposits with financial institutions, which are defensive in nature.

The performance of this Fund is benchmarked against a composite benchmark comprising:
50% FBM Asian Palm Oil Plantation Index (RM) (or such other equivalent index as may be substituted by BMSB);
25% Bloomberg Asia Pac Mining Index (RM);
25% MSCI Asia Pac Energy (RM).

The composite benchmark chosen best represents the Fund's underlying investments and the geographical location of its investments.

For ease of reference, investors may refer to Bloomberg L.P. or the Manager for these indicators.

3.3.3 Permitted Investments and Restrictions

This Fund may invest in securities traded on the BMSB or any other market considered as an Eligible Market, securities not listed in or traded under the rules of an Eligible Market ("unlisted securities"), collective investment schemes, securities/instruments in foreign markets, financial derivatives, structured products, liquid assets (including money market instruments and deposits with any financial institutions), participate in the lending of securities, and any other investments permitted by the Securities Commission from time to time.

The acquisition of such permitted investments is subject to the following restrictions:

- a) The value of the Fund's investments in unlisted securities must not exceed ten (10) per cent of the Net Asset Value, or any other limit as may be prescribed by the Securities Commission from time to time.
- b) The value of the Fund's investments in ordinary shares issued by any single issuer must not exceed ten (10) per cent of the Net Asset Value, or any other limit as may be prescribed by the Securities Commission from time to time.
- c) The value of the Fund's investments in transferable securities (i.e. equities, debentures and warrants) and money market instruments issued by any single issuer must not exceed fifteen (15) per cent of the Net Asset Value, or any other limit as may be prescribed by the Securities Commission from time to time.
- d) The value of the Fund's placement in deposits with any single financial institution must not exceed twenty (20) per cent of the Net Asset Value, or any other limit as may be prescribed by the Securities Commission from time to time.
- e) The value of the Fund's investments in transferable securities and money market instruments issued by any group of companies must not exceed twenty (20) per cent of the Net Asset Value, or any other limit as may be prescribed by the Securities Commission from time to time.

- f) The aggregate value of the Fund's investments in transferable securities, money market instruments, deposits, over-the-counter ("OTC") financial derivatives and structured products issued by or placed with (as the case may be) any single issuer/financial institution must not exceed twenty five (25) per cent of the Net Asset Value, or any other limit as may be prescribed by the Securities Commission from time to time.
- g) The value of the Fund's investments in units/shares of any collective investment scheme must not exceed twenty (20) per cent of the Net Asset Value, or any other limit as may be prescribed by the Securities Commission from time to time.
- h) The value of the Fund's investments in structured products issued by any single counter-party must not exceed fifteen (15) per cent of the Net Asset Value, or any other limit as may be prescribed by the Securities Commission from time to time. This single counter-party limit may be exceeded if the counter-party has a minimum long-term rating that indicates very strong capacity for timely payment of financial obligations provided by any domestic or global rating agency and the structured product has a capital protection feature. When this applies, the calculation of the aggregate value to determine compliance with item (f) should exclude the value of investment in structured products.
- i) The value of the Fund's OTC financial derivatives transactions with any single counter-party must not exceed ten (10) per cent of the Net Asset Value, or any other limit as may be prescribed by the Securities Commission from time to time; and the Fund's exposure to the underlying assets (vide the financial derivatives) must not exceed the Fund's investment spread limits as stipulated in (b), (c), (d), (e), (f), (g) and (h) above. In addition, the Fund's net market exposure owing to its financial derivatives position must not exceed the Net Asset Value.
- j) The Fund's investments in transferable securities (other than debentures) must not exceed ten (10) per cent of the securities issued by any single issuer, or any other limit as may be prescribed by the Securities Commission from time to time.
- k) The Fund's investments in debentures must not exceed twenty (20) per cent of the debentures issued by any single issuer, or any other limit as may be prescribed by the Securities Commission from time to time.
- l) The Fund's investments in money market instruments must not exceed ten (10) per cent of the instruments issued by any single issuer, or any other limit as may be prescribed by the Securities Commission from time to time. Such limit does not apply to money market instruments that do not have a pre-determined issue size.
- m) The Fund's investments in collective investment schemes must not exceed twenty five (25) per cent of the units/shares in any one collective investment scheme, or any other limit as may be prescribed by the Securities Commission from time to time.

The limits and restrictions mentioned herein must be complied with at all times based on the most up-to-date value of the Fund's investments. However, a 5% allowance in excess of the limits or restrictions is permitted where the limits or restrictions is breached through an appreciation or depreciation of the Net Asset Value (whether as a result of an appreciation or depreciation of the investments or as a result of repurchase of units of the Fund or payment made from the Fund). The Manager will not make any further acquisitions to which the relevant limit is breached, and the Manager will within a reasonable period of not more than three (3) months from the date of the breach take all necessary steps and actions to rectify the breach. Such limits and restrictions however, do not apply to securities/instruments that are issued or guaranteed by the Malaysian government or Bank Negara Malaysia.

3.3.4 Investment in Securities Not Traded in or under the Rules of an Eligible Market (“unlisted securities”)

The Manager will only make such investments where the Manager expects those investments to complement the objective and enhance the performance of this Fund. Such investments shall not include:

- (a) Equities not listed for trading in a stock market of a stock exchange but have been approved for such listing and offered directly to the Fund by the issuer;
- (b) Debentures traded on an organised over-the-counter market; and
- (c) Structured product.

The Fund’s investments in unlisted securities (if any) shall always be subject to the restriction stipulated in Section 3.3.3 (a).

3.3.5 Collective Investment Schemes

The Manager will only make such investments where the Manager expects those investments to complement the objective and enhance the performance of this Fund. In addition, the Manager will only make such investments if the target fund is registered/authorised/approved by the relevant regulatory authority in its home jurisdiction as the case may be and which operates within the general investment principles of the Guidelines on Unit Trust Funds issued by the Securities Commission. The Fund’s investments in collective investment schemes (if any) shall always be subject to the restrictions stipulated in Section 3.3.3 (g) and (m).

3.3.6 Financial Derivatives

The Manager may participate in futures contracts and other financial derivatives, when appropriate. The category of financial derivatives to be participated in shall be the stock index futures contracts, the stock index options contracts, single stock futures contracts, forwards and swaps or any other categories and/or types of futures contracts or financial derivatives that may be allowable by the relevant authorities from time to time. The Fund’s participation in financial derivatives is basically to hedge the portfolio from any unexpected price movement in the underlying market and also the portfolio’s exposure to foreign currency as well as to hedge against any opportunity loss arising from its uninvested cash. The benefit of any upside of price movement in the underlying market or currency movement is limited as the primary interest is to protect the value of the portfolio and to manage risks in relation to the benchmark. Nonetheless, the Fund may also invest in financial derivatives for investment purpose to enhance the returns of the Fund. If the Fund were to invest in over-the-counter (“OTC”) derivatives, the Manager will monitor the credit rating of the counterparty issuing the derivatives and dispose off the derivatives should the rating of the said derivative counterparty fall below the credit rating of A by RAM Rating Services Berhad or its equivalent rating by a reputable rating establishment. If the Fund does invest in derivatives, there may be a likelihood that the NAV per unit of the Fund may be subject to high volatility. The Fund’s investments in financial derivatives (if any) shall always be subject to the restriction stipulated in Section 3.3.3 (f) and (i).

3.3.7 Structured Products

The Manager may also invest in structured products where the Manager expects those investments to complement the objective and enhance the performance of this Fund. The Fund’s investments in structured products (if any) shall always be subject to the restrictions stipulated in Section 3.3.3 (f) and (h).

3.3.8 Foreign Securities

The Manager may invest up to 98% of the Net Asset Value in securities of foreign markets where the regulatory authority is a member of the International Organisation of Securities Commission (IOSCO).

The Fund will invest in securities/instruments listed on or traded in Asia Pacific markets, such as Australia, China, Hong Kong SAR, India, Indonesia, Japan, New Zealand, Philippines, Singapore, South Korea, Sri Lanka, Taiwan and Thailand. When investing in foreign markets which require prior permission or approval such as in the form of an investment licence or investor code or investor registration, the Fund has/will obtain such necessary permission or approval in order to invest in such markets.

In undertaking these foreign investments, the Manager will invest directly in the equities markets and may also invest through other collective investment schemes where appropriate, subject to the restriction stipulated in Section 3.3.5.

3.3.9 Liquid Assets

The Manager in structuring the Fund's portfolio will maintain a minimum liquid assets level of 2% of the Net Asset Value for the purpose of meeting redemptions and to enable the proper and efficient management of the Fund. However, this does not preclude the Manager from lowering or raising the liquid assets level from the stipulated level to allow the Manager to react to the prevailing market conditions and to manage investment risks when circumstances warrant it.

This Fund shall not borrow in connection with its activities or lend any of its cash or investments unless permitted by the relevant laws pertaining to unit trust funds. The Fund may participate in the lending of securities provided always that such activity complies with all relevant guidelines, laws and/or regulations. However, the Fund may also borrow cash on a temporary basis (i.e. not more than one month) from financial institutions to meet redemption requests. Such borrowing shall not exceed ten (10) per cent of the Net Asset Value at the time the borrowing is incurred.

3.4 INFORMATION ON RHB-OSK GLOBAL ALLOCATION FUND

3.4.1 Objective

This Fund aims to maximise total return expressed in Ringgit Malaysia by investing globally in equity, debt and short term securities, of both corporate and governmental issuers, with no prescribed limits.

Any material change to the objective of this Fund requires the Unit Holders' approval. For more information, investors should also refer to the target fund's investment objective, investment focus and approach (under Section 3.4.8).

3.4.2 Strategy

The Fund will invest principally in one of BlackRock Global Funds (BGF) that is, the BGF Global Allocation Fund (BGF-GAF). BGF-GAF, launched on 30th July 1993 (Class A non-distributing shares were only available on 3rd January 1997), is a collective investment scheme, domiciled in Luxembourg and regulated by the Commission de Surveillance du Secteur Financier (Luxembourg Financial Sector Supervising Authority) under Part I of the Law of 17 December 2010 that implements Directives 2001/107/EC and 2001/108/EC. BGF-GAF invests globally in equity, debt and short term securities, of both corporate and governmental issuers, with no prescribed limits. BlackRock (Luxembourg) S.A., the management company of BGF-GAF is also regulated by the Luxembourg Financial Sector Supervising Authority Luxembourg under the Law of 17 December 2010. BlackRock (Luxembourg) S.A. has delegated its investment management functions of BGF-GAF to the investment adviser, BlackRock Investment Management LLC who is regulated by the U.S. Securities and Exchange Commission under the Securities Act 1933 and the Securities Exchange Act 1934.

Thus, this Fund's portfolio will be structured as follows:

At least 95% of Net Asset Value

- Investments in Class A non-distributing shares of the BGF Global Allocation Fund.

2% - 5% of Net Asset Value

- Investments in liquid assets.

Although the Fund is passively managed, the investments in the Fund will be rebalanced from time to time to meet sales and redemptions and to enable the proper and efficient management of the Fund. Specific risks associated with the Fund and the target fund, BGF-GAF are as elaborated in Section 2.2.

The Manager does not adopt a temporary defensive position for the Fund in response to adverse market, economic, political, or any other conditions as such defensive strategies are expected to be implemented at the target fund level, i.e. BGF-GAF when deemed necessary by the BGF-GAF's manager. The Manager does not adopt any temporary defensive position for the Fund as this will allow the Fund to best track the performance of BGF-GAF. It also follows that if BGF-GAF fails to adopt a successful defensive position in response to adverse market and economic conditions, there is a risk that the Fund will mirror the BGF-GAF's negative performance, if any. Also, investors should note that at all times the Fund is always subject to currency risk (which is elaborated under Section 2.1 and 2.2).

This Fund is a feeder fund that invests at least 95% of its Net Asset Value in BGF-GAF. The risk management strategies and techniques employed will be at the BGF-GAF level whereby BGF employs a risk management process in connection with financial techniques and instruments which enables it to monitor and measure at any time the risk of the positions and their contribution to the overall risk profile of the BGF-GAF portfolio.

Notwithstanding the above, the Manager may, in consultation with the Trustee, replace BGF-GAF with another Luxembourg-based fund with a similar objective if, in the Manager's opinion, BGF-GAF no longer meets this Fund's investment objective, or when acting in the interest of the Unit Holders.

The performance of this Fund is benchmarked against a composite benchmark comprising:
36% S & P 500 Composite (RM);
24% FTSE World (ex-US) (RM);
24% 5 Year US Treasury Note (RM);
16% Citigroup Non-USD World Government Bond Index (RM).

The composite benchmark chosen for the Fund is consistent and corresponding to BGF-GAF except that it is the Ringgit Malaysia equivalent of the BGF-GAF's benchmark to allow for similar comparison with the performance of the RM denominated Fund.

For ease of reference, investors may refer to the Manager for these indicators.

3.4.3 Permitted Investments and Restrictions

This Fund may invest in one collective investment scheme i.e. BGF-GAF, securities/instruments in foreign markets, financial derivatives, liquid assets (including money market instruments and deposits with any financial institutions) and any other investments permitted by the Securities Commission from time to time.

In undertaking the Fund's investments, the Fund must not invest in a fund-of-funds, a feeder fund, or any sub-fund of an umbrella scheme which is a fund-of-funds or a feeder fund.

3.4.4 Collective Investment Schemes

As this Fund is a feeder fund, it will invest predominantly in one collective investment scheme i.e. BGF-GAF.

3.4.5 Financial Derivatives

As BGF-GAF is denominated in US Dollars, the Manager may trade in financial derivatives, which include but is not limited to forwards and swaps, for the purpose of hedging this Fund's exposure to foreign currency. The benefit of any upside of currency movement is limited as the primary interest is to protect the value of the portfolio. The Fund's net market exposure owing to its financial derivatives positions must not exceed the Net Asset Value.

3.4.6 Foreign Securities

The Manager invests at least 95% of the Net Asset Value in units of BGF-GAF, a collective investment scheme domiciled in Luxembourg.

3.4.7 Liquid Assets

The Manager in structuring the Fund's portfolio will maintain a minimum liquid assets level of 2% of the Net Asset Value for the purpose of meeting redemptions and to enable the proper and efficient management of the Fund. However, this does not preclude the Manager from lowering or raising the liquid assets level from the stipulated level for purposes of accepting sales or to meet redemption payments and to enable proper and efficient management of the Fund.

This Fund shall not borrow in connection with its activities or lend any of its cash or investments unless permitted by the relevant laws pertaining to unit trust funds. However, the Fund may also borrow cash on a temporary basis (i.e. not more than one month) from financial

institutions to meet redemption requests. Such borrowing shall not exceed ten (10) per cent of the Net Asset Value at the time the borrowing is incurred.

3.4.8 Information on BGF Global Allocation Fund

(a) About BGF Global Allocation Fund

BlackRock Global Funds (BGF) is a public limited company (société anonyme) established under the laws of the Grand Duchy of Luxembourg as an open ended variable capital investment company (société d'investissement à capital variable). BGF has been authorised by the Commission de Surveillance du Secteur Financier (Luxembourg Financial Sector Supervising Authority) as an undertaking for collective investments in transferable securities (UCITS) pursuant to the provisions of Part I of the Law of 17 December 2010, as amended from time to time and is regulated pursuant to such law.

BGF is an umbrella structure comprising separate funds with segregated liability. Each fund shall have segregated liability from the other funds and BGF shall not be liable as a whole to third parties for the liabilities of each fund. Each fund shall be made up of a separate portfolio of investments maintained and invested in accordance with the investment objectives applicable to such fund.

BGF Global Allocation Fund (BGF-GAF), launched on 30th July 1993 (Class A non-distributing shares were only available on 3rd January 1997), is one of the said funds. The applicable legislation in Luxembourg to BGF-GAF is Part I of the Law of 17 December 2010. BGF has appointed BlackRock (Channel Islands) Limited as its principal distributor and BlackRock (Luxembourg) S.A. as its management company.

BlackRock (Luxembourg) S.A., the management company of BGF-GAF is regulated by Commission de Surveillance du Secteur Financier (the "CSSF") (Luxembourg Financial Sector Supervising Authority) under Chapter 15 of the Luxembourg Law of 17 December 2010. BlackRock (Luxembourg) S.A. has delegated its investment management functions of BGF-GAF to the investment adviser, BlackRock Investment Management LLC who is regulated by the U.S. Securities and Exchange Commission under the Securities Act 1933 and the Securities Exchange Act 1934.

The management company and the investment advisers of BGF-GAF are all under the BlackRock Group which currently employs approximately over 10,000 staff who provide investment management services internationally for institutional, retail and private clients. The BlackRock Group managed US\$4.564 trillion as of 30 June 2014 in client assets and is represented in 30 countries around the world.

(b) Investment Objective

BGF-GAF aims to maximise total return by investing globally in equity, debt and short term securities, of both corporate and governmental issuers, with no prescribed limits.

(c) Investment Strategy

In normal market conditions, BGF-GAF will invest at least 70% of its total assets (which does not include ancillary liquid assets) in the securities of corporate and governmental issuers. BGF-GAF generally will seek to invest in securities that are, in the opinion of its investment adviser, undervalued. BGF-GAF may also invest in the equity securities of small and emerging growth companies. BGF-GAF may also invest a portion of its debt portfolio may also be invested in high yield fixed income transferable securities. Currency exposure is flexibly managed.

(d) Investment scope and limits

- 1 The following restrictions of Luxembourg law and (where relevant) of the directors of BGF currently apply to BGF:
 - 1.1 Investments of BGF-GAF shall consist of:
 - (a) Transferable securities and money market instruments admitted to official listings on stock exchanges in member states of the European Union (the “EU”),
 - (b) Transferable securities and money market instruments dealt in on other regulated markets in member states of the EU, that are operating regularly, are recognised and are open to the public,
 - (c) Transferable securities and money market instruments admitted to official listings on stock exchanges in any other country in Europe, Asia, Oceania, the American continents and Africa,
 - (d) Transferable securities and money market instruments dealt in on other regulated markets that are operating regularly, are recognised and open to the public of any other country in Europe, Asia, Oceania, the American continents and Africa,
 - (e) Recently issued transferable securities and money market instruments provided that the terms of the issue include an undertaking that application will be made for admission to the official listing on one of the stock exchanges as specified in (a) and (c) or regulated markets that are operating regularly, are recognised and open to the public as specified in (b) and (d) and that such admission is secured within a year of issue,
 - (f) Units of undertakings for collective investments in transferable securities (“UCITS”) and/or other undertakings for collective investment (“UCIs”) within the meaning of Article 1(2), points (a) and (b) of Directive 2009/65/EE, as amended, whether they are situated in a member state or not, provided that:
 - such other UCIs are authorised under laws which provide that they are subject to supervision considered by the Commission de Surveillance du Secteur Financier (“CSSF”) to be equivalent to that laid down in community law, and that cooperation between authorities is sufficiently ensured;
 - the level of protection for unitholders in the other UCIs is equivalent to that provided for unitholders in a UCITS, and in particular that the rules on asset segregation, borrowing, lending, and uncovered sales of transferable securities and money market instruments are equivalent to the requirements of Directive 2009/65/EE, as amended;
 - the business of the other UCIs is reported in half-yearly and annual reports to enable an assessment to be made of the assets and liabilities, income and operations over the reporting period;
 - no more than 10% of the UCITS’ or the other UCIs’ assets (or of the assets of any sub-fund thereof, provided that the principle of segregation of liabilities of the different compartments is ensured in relation to third parties), whose acquisition is contemplated, can, according to their constitutional documents, be invested in aggregate in units of other UCITS or other UCIs;

- (g) deposits with credit institutions which are repayable on demand or have the right to be withdrawn, and maturing in no more than 12 months, provided that the credit institution has its registered office in an EU member state or, if the registered office of the credit institution is situated in a non-member state, provided that it is subject to prudential rules considered by the CSSF as equivalent to those laid down in community law;
- (h) financial derivative instruments, including equivalent cash-settled instruments, dealt in on a regulated market; and/or financial derivative instruments dealt in over-the-counter ('OTC derivatives'), provided that:
- the underlying consists of instruments described in sub-paragraphs (a) to (g) above, financial indices, interest rates, foreign exchange rates or currencies, in which BGF may invest according to its investment objectives;
 - the counterparties to OTC derivative transactions are institutions subject to prudential supervision, and belonging to the categories approved by the CSSF; and
 - the OTC derivatives are subject to reliable and verifiable valuation on a daily basis and can be sold, liquidated or closed by an offsetting transaction at any time at their fair value at BGF's initiative;
- (i) money market instruments other than those dealt in on a regulated market, which fall under Article 41(1)(a) of the 2010 Law, if the issuer or issuer of such instruments is itself regulated for the purpose of protecting investors and savings, and provided that they are:
- issued or guaranteed by a central, regional or local authority or central bank of an EU member state, the European Central Bank, the EU or the European Investment Bank, a non-member state or, in the case of a federal state, by one of the members making up the federation, or by a public international body to which one or more member states belong; or
 - issued by an undertaking any securities of which are dealt in on regulated markets referred to in subparagraphs (a),(b) or (c) above; or
 - issued or guaranteed by an establishment subject to prudential supervision, in accordance with criteria defined by community law, or by an establishment which is subject to and complies with prudential rules considered by the CSSF to be at least as stringent as those laid down by community law; or
 - issued by other bodies belonging to the categories approved by the CSSF provided that investments in such instruments are subject to investor protection equivalent to that laid down in the first, the second or the third indent and provided that the issuer is a company whose capital and reserves amount to at least EUR 10 million and which presents and publishes its annual accounts in accordance with Directive 78/660/EEC (1), is an entity which, within a group of companies which includes one or several listed companies, is dedicated to the financing of the group or is an entity which is dedicated to the financing of securitisation vehicles which benefit from a banking liquidity line.

- 1.2 Furthermore, BGF-GAF may invest no more than 10% of its net assets in securities and money market instruments other than those referred to in subparagraph 1.1 (a) to (i).
- 1.3 BGF-GAF may acquire the units of other funds under BGF, UCITS and/or other UCIs referred to in paragraph 1.1 (f). BGF-GAF's aggregate investment in UCITS, other funds under BGF and other UCIs will not exceed 10% of its net assets in order that other funds under BGF are deemed eligible investments for other UCITS funds.

When BGF-GAF has acquired shares of UCITS and/or other UCIs, the assets of the respective UCITS or other UCIs do not have to be combined for the purposes of the limits laid down in paragraph 1.6.

When BGF-GAF invests in the units of other UCITS and/or other UCIs that are managed, directly or by delegation, by the same investment manager or by any other company with which the investment manager is linked by common management or control, or by a substantial direct or indirect holding, that no subscription or redemption fees may be charged to BGF on its investment in the units of such other UCITS and/or UCIs.

- 1.4 When BGF-GAF invests in shares of another fund under BGF ("BGF's target fund"):
- the BGF's target fund may not itself invest in BGF-GAF;
 - the BGF's target fund may not invest more than 10% of its net assets in units of another fund under BGF (as set out in paragraph 1.3 above);
 - any voting rights which may be attached to the shares of the BGF's target fund will be suspended for BGF-GAF for the duration of the investment;
 - any management fees or subscription or redemption fees payable in relation to the BGF's target fund may not be charged to BGF-GAF; and
 - the net asset value of the shares of the BGF's target fund may not be considered for the purpose of the requirement that the capital of BGF should be above the legal minimum as specified in the 2010 Law, currently EUR 1,250,000.
- 1.5 BGF-GAF may hold ancillary liquid assets.
- 1.6 BGF-GAF may not invest in any one issuer in excess of the limits set out below:
- (a) Not more than 10% of its net assets may be invested in transferable securities or money market instruments issued by the same entity;
 - (b) Not more than 20% of its net assets may be invested in deposits made with the same entity;
 - (c) By way of exception, the 10% limit stated in the first paragraph of this section may be increased to:
 - a maximum of 35% if the transferable securities or money market instruments are issued or guaranteed by an EU member state, by its local authorities, by a non-member state or by public international bodies to which one or more member states belong;

- a maximum of 25% in the case of certain bonds when these are issued by a credit institution which has its registered office in an EU member state and is subject by law to special public supervision designed to protect bond holders. In particular, sums deriving from the issue of these bonds must be invested in conformity with the law in assets which, during the whole period of validity of the bonds, are capable of covering claims attaching to the bonds and which, in the event of failure of the issuer, would be used on a priority basis for the reimbursement of the principal and payment of the accrued interest. When BGF-GAF invests more than 5% of its net assets in the bonds referred to in this paragraph and issued by one issuer, the total value of these investments may not exceed 80% of the value of its net assets.
- (d) The total value of the transferable securities or money market instruments held by BGF-GAF in the issuing bodies in each of which it invests more than 5% of its net assets must not then exceed 40% of the value of its net assets. This limitation does not apply to deposits and OTC derivative transactions made with financial institutions subject to prudential supervision. The transferable securities and money market instruments referred to in the two indents of paragraph 1.6 (c) above shall not be taken into account for the purpose of applying the limit of 40% referred to in this paragraph.

Notwithstanding the individual limits laid down in sub-paragraphs 1.6 (a) to (d) above, BGF-GAF may not combine:

- investments in transferable securities or money market instruments issued by a single entity, and/or
 - deposits made with a single entity, and/or
 - exposures arising from OTC derivative transactions undertaken with a single entity,
- in excess of 20% of its net assets.

When a transferable security or money market instrument embeds a derivative, the latter must be taken into account when complying with the requirements of the above mentioned restrictions.

The limits provided for in sub-paragraphs 1.6 (a) to (d) above may not be combined, and thus investments in transferable securities or money market instruments issued by the same entity or in deposits or derivative instruments made with this entity carried out in accordance with paragraphs 1.6 (a) to (d) shall under no circumstances exceed in total 35% of its net assets.

Companies which are included in the same group for the purposes of consolidated accounts, as defined in accordance with Directive 83/349/ EEC or in accordance with recognized international accounting rules, are regarded as a single entity for the purpose of calculating the investment limits mentioned in sub-paragraphs 1.6 (a) to (d) above.

BGF-GAF may not invest cumulatively more than 20% of its net assets in transferable securities or money market instruments of the same group subject to restrictions 1.6 (a) and the three indents under 1.6 (d) above.

Without prejudice to the limits laid down in paragraph 1.8 below, the limit of

10% laid down in sub-paragraph 1.6 (a) above is raised to a maximum of 20% for investment in equity and/or debt securities issued by the same body when the aim of the investment policy of BGF-GAF is to replicate the composition of a certain equity or debt securities index which is recognised by the CSSF, on the following basis:

- the composition of the index is sufficiently diversified,
- the index represents an adequate benchmark for the market to which it refers,
- it is published in an appropriate manner.

This limit is 35% where that proves to be justified by exceptional market conditions in particular in regulated markets where certain transferable securities or money market instruments are highly dominant. The investment up to this limit is only permitted for a single issuer.

By way of derogation, BGF-GAF is authorised to invest up to 100% of its net assets in different transferable securities and money market instruments issued or guaranteed by an EU Member State, its local authorities, by another member state of the Organisation for Economic Co-operation and Development ("OECD") or public international bodies of which one or more EU member states are members, provided that (i) such securities are part of at least six different issues and (ii) securities from any one issue do not account for more than 30% of the net assets of BGF-GAF.

- 1.7 BGF may not invest in shares with voting rights enabling it to exercise significant influence over the management of the issuing body.
- 1.8 BGF may not:
- (a) Acquire more than 10% of the shares with non-voting rights of one and the same issuer.
 - (b) Acquire more than 10% of the debt securities of one and the same issuer.
 - (c) Acquire more than 25% of the units of one and the same undertaking for collective investment.
 - (d) Acquire more than 10% of the money market instruments of any single issuer.

The limits stipulated in sub-paragraphs 1.8 (b) (c) and (d) above may be disregarded at the time of acquisition if, at that time, the gross amount of debt securities or of the money market instruments, or the net amount of securities in issue cannot be calculated.

- 1.9 The limits stipulated in paragraphs 1.7 and 1.8 above do not apply to:
- (a) Transferable securities and money market instruments issued or guaranteed by an EU member state or its local authorities;
 - (b) Transferable securities and money market instruments issued or guaranteed by a non-EU member state;
 - (c) Transferable securities and money market instruments issued by public international institutions to which one or more EU member states are members;

- (d) Transferable securities held by BGF-GAF in the capital of a company incorporated in a non-member state investing its assets mainly in the securities of issuing bodies having their registered offices in that State, where under the legislation of that state such a holding represents the only way in which BGF-GAF can invest in the securities of issuing bodies of that state. This derogation, however, shall apply only if in its investment policy the company from the non-Member State complies with the limits laid down in Articles 43, 46 and 48 (1) and (2) of the 2010 Law. Where the limits set in Articles 43 and 46 of the 2010 Law are exceeded, Article 49 shall apply mutatis mutandis;
- (e) Transferable securities held by BGF in the capital of subsidiary companies carrying on only the business of management, advice or marketing in the country where the subsidiary is located, in regard to the repurchase of units at unitholders' request exclusively on its or their behalf.

- 1.10 BGF may always, in the interest of the shareholders, exercise the subscription rights attached to securities, which form part of its assets.

When the maximum percentages stated in paragraphs 1.2 through 1.8 above are exceeded for reasons beyond the control of BGF, or as a result of the exercise of subscription rights, BGF must adopt, as a priority objective, sales transactions to remedy the situation, taking due account of the interests of its shareholders.

- 1.11 BGF-GAF may borrow to the extent of 10% of its total net assets (valued at market value) provided these borrowings are made on a temporary basis. However, BGF may acquire for the account of BGF-GAF foreign currency by way of back-to-back loan.
- 1.12 BGF may not grant credit facilities nor act as guarantor on behalf of third parties, provided that for the purpose of this restriction (i) the acquisition of transferable securities, money market instruments or other financial investments referred to in sub-paragraphs 1.1 (f), (h) and (i) above, in fully or partly paid form and (ii) the permitted lending of portfolio securities shall be deemed not to constitute the making of a loan.
- 1.13 BGF undertakes not to carry out uncovered sales transactions of transferable securities, money market instruments or other financial instruments referred to in sub-paragraphs 1.1 (f), (h) and (i) above; provided that this restriction shall not prevent BGF from making deposits or carrying out accounts in connection with financial derivatives instruments, permitted within the limits referred to above.
- 1.14 BGF's assets may not include precious metals or certificates representing them, commodities, commodities contracts, or certificates representing commodities.
- 1.15 BGF may not purchase or sell real estate or any option, right or interest therein, provided that BGF may invest in securities secured by real estate or interests therein or issued by companies which invest in real estate or interests therein.
- 1.16 BGF will in addition comply with such further restrictions as may be required by the regulatory authorities in any country in which the Shares are marketed.

BGF shall take the risks that it deems reasonable to reach the assigned objective set for BGF-GAF; however, it cannot guarantee that it shall reach its goals given stock exchange fluctuations and other risks inherent in investments in transferable securities.

2 Financial Techniques and Instruments

2.1 BGF must employ a risk-management process which enables it to monitor and measure at any time the risk of the positions and their contribution to the overall risk profile of the portfolio; it must employ a process for accurate and independent assessment of the value of OTC derivative instruments. It must communicate to the CSSF regularly and in accordance with the detailed rules defined by the latter, the types of derivative instruments, the underlying risks, the quantitative limits and the methods which are chosen in order to estimate the risks associated with transactions in derivative instruments.

2.2 In addition, BGF is authorised to employ techniques and instruments relating to transferable securities and to money market instruments under the conditions and within the limits laid down by the CSSF provided that such techniques and instruments are used for the purpose of efficient portfolio management or for hedging purposes.

2.3 When these operations concern the use of derivative instruments, these conditions and limits shall conform to the provisions laid down in the 2010 Law.

Under no circumstances shall these operations cause BGF to diverge from its investment policies and investment restrictions.

2.4 BGF will ensure that the global exposure of the underlying assets shall not exceed the total net value of BGF-GAF. The underlying assets of index based derivative instruments are not combined to the investment limits laid down under sub-paragraphs 1.6 (a) to (d) above.

- When a transferable security or money market instrument embeds a derivative, the latter must be taken into account when complying with the requirements of the above-mentioned restrictions.
- The exposure is calculated taking into account the current value of the underlying assets, the counterparty risk, future market movements and the time available to liquidate the positions.

2.5 Efficient portfolio management – other techniques and instruments

In addition to the investments in financial derivatives instruments, BGF may employ other techniques and instruments relating to the transferable securities and money market instruments subject to the conditions set out in the CSSF Circular 08/356, as amended from time to time, and the European Securities and Markets Authority's ("ESMA") Guidelines ESMA/2012/832EL, such as repurchase or reverse repurchase transactions, ("repo transactions") and securities lending. Techniques and instruments which relate to transferable securities or money market instruments and which are used for the purpose of efficient portfolio management, including financial derivatives instruments which are not used for direct investment purposes, shall be understood as a reference to techniques and instruments which fulfill the following criteria:

- a) they are economically appropriate in that they are realised in a cost-effective way;
- b) they are entered into for one or more of the following specific aims;
 - (i) reduction of risk;
 - (ii) reduction of cost;

- (iii) generation of additional capital or income for BGF with a level of risk which is consistent with the risk profile of BGF and BGF-GAF and the risk diversification rules applicable to them;
- c) their risks are adequately captured by the risk management process of BGF; and
- d) they cannot result in a change to BGF-GAF's declared investment objective or add significant supplementary risks in comparison to general risk policy as described in the prospectus and key investor information document of BGF-GAF.

Techniques and instruments (other than financial derivatives instruments) which may be used for efficient portfolio management purposes are set out below and are subject to the conditions set out below.

Moreover those transactions may be carried out for 100% of the assets held by BGF-GAF provided (i) that their volume is kept at an appropriate level or that BGF is entitled to request the return of the securities lent in a manner that enables it, at all times, to meet its redemption obligations; and (ii) that these transactions do not jeopardise the management of BGF's assets in accordance with the investment policy of BGF-GAF. Risks shall be monitored in accordance with the risk management process of BGF.

As part of the efficient portfolio management techniques BGF-GAF may underwrite or sub-underwrite certain offerings from time to time through the investment advisers of BGF-GAF. The management company of BGF-GAF will seek to ensure that BGF-GAF will receive the commissions and fees payable under such contracts and all investments acquired pursuant to such contracts will form part of BGF-GAF's assets. Under the Luxembourg regulation, there is no requirement to require a prior consent of the trustee or custodian.

2.6 Securities lending transactions

BGF may enter into securities lending transactions provided that it complies with the following rules:

- (i) BGF may lend securities either directly or through a standardised system organised by a recognised clearing institution or a lending program organised by a financial institution subject to prudential supervision rules which are recognised by the CSSF as equivalent to those laid down in Community law and specialised in this type of transactions;
- (ii) the borrower must be subject to prudential supervision rules considered by the CSSF as equivalent to those prescribed by community law.
- (iii) net exposures (i.e. the exposures of BGF-GAF less the collateral received by BGF-GAF) to a counterparty arising from securities lending transactions shall be taken into account in the 20% limit provided for in Article 43(2) of the 2010 Law.
- (iv) as part of its lending transactions, BGF must receive collateral, the value of which, during the duration of the lending agreement, must be equal to at least 90% of the global valuation of the securities lent (interests, dividends and other eventual rights included);
- (v) such collateral must be received prior to or simultaneously with the transfer of the securities lent. When the securities are lent through an intermediary referred to under 2.6.1 (i) above, the transfer of the securities lent may be

effected prior to receipt of the collateral, if the relevant intermediary ensures proper completion of the transaction. The intermediary may, instead of the borrower, provide to the UCITS collateral in lieu of the borrower;

- (vi) BGF must have the right to terminate any securities lending arrangement which it has entered into at any time or demand the return of any or all of the securities loaned.

BGF shall disclose the global valuation of the securities lent in the annual and semi-annual reports.

2.7 Repo transactions

BGF may enter into:

- (i) repurchase transactions which consist in the purchase or sale of securities with provisions reserving the seller the right or the obligation to repurchase from the buyer securities sold at a price and term specified by the two parties in their contractual arrangement; and
- (ii) reverse repurchase agreement transactions, which consist of a forward transaction at the maturity of which the seller (counterparty) has the obligation to repurchase the securities sold and BGF the obligation to return the securities received under the transaction.

2.7.1 BGF can act either as buyer or seller in repo transactions. Its involvement in such transactions is however subject to the following rules:

- (a) the fulfillment of the conditions 2.6 (ii) and 2.6 (iii);
- (b) during the life of a repo transaction with BGF acting as purchaser, BGF shall not sell the securities which are the object of the contract, before the counterparty has exercised its option or until the deadline for the repurchase has expired, unless BGF has other means of coverage;
- (c) the securities acquired by BGF under a repo transaction must conform to the BGF-GAF's investment policy and investment restrictions and must be limited to:
 - (i) short-term bank certificates or money market instruments as defined in Directive 2007/16/EC of 19 March 2007;
 - (ii) bonds issued by non-governmental issuers offering an adequate liquidity;
 - (iii) assets referred to under 2.8.2 (b), (c) and (d) below; and

BGF shall disclose the total amount of the open repo transactions on the date of reference of its annual and interim reports.

2.7.2 Where BGF enters into repurchase agreements, it must be able at any time to recall any securities subject to the repurchase agreement or to terminate the repurchase agreement into which it has entered. Fixed-term repurchase agreements that do not exceed seven days should be considered as arrangements on terms that allow the assets to be recalled at any time by BGF.

2.7.3 Where BGF enters into reverse repurchase agreements, it must be able at any

time to recall the full amount of cash or to terminate the reverse repurchase agreement on either an accrued basis or mark-to-market basis. When the cash is recallable at any time on a mark-to-market basis, the mark-to-market value of the reverse repurchase agreement should be used for the calculation of the net asset value. Fixed-term reverse repurchase agreements that do not exceed seven days should be considered as arrangements on terms that allow the assets to be recalled at any time by BGF.

2.8 Management of collateral for OTC financial derivative transactions and efficient portfolio management techniques

2.8.1 Collateral obtained in respect of OTC financial derivative transactions and efficient portfolio management techniques (“Collateral”), such as a repo transaction or securities lending arrangement, must comply with the following criteria:

- (a) liquidity: Collateral (other than cash) should be highly liquid and traded on a regulated market or multi-lateral trading facility with transparent pricing in order that it can be sold quickly at a price that is close to its pre-sale valuation. Collateral received should also comply with the provisions of Article 48 of the 2010 Law;
- (b) valuation: Collateral should be capable of being valued on a daily basis and assets that exhibit high price volatility should not be accepted as Collateral unless suitably conservative haircuts are in place;
- (c) issuer credit quality: Collateral should be of high quality;
- (d) correlation: Collateral should be issued by an entity that is independent from the counterparty and is expected not to display a high correlation with the performance of the counterparty;
- (e) diversification: Collateral should be sufficiently diversified in terms of country, markets and issuers with a maximum exposure to a given issuer of 20% of BGF-GAF's net asset value. When BGF-GAF is exposed to different counterparties, the different baskets of Collateral should be aggregated to calculate the 20% limit of exposure to a single issuer; and
- (f) immediately available: Collateral must be capable of being fully enforced by the Company at any time without reference to or approval from the counterparty.

2.8.2 Subject to the above criteria, Collateral must comply with the following criteria:

- (a) liquid assets such as cash, short term bank deposits, money market instruments as defined in Directive 2007/16/EC of 19 March 2007, letters of credit and guarantees at first demand issued by a first class credit institution not affiliated to the counterparty;
- (b) bonds issued or guaranteed by a member state of the OECD or by their local authorities or supranational institutions and bodies of a community, regional or world-wide scope;
- (c) shares or units issued by money market-type UCIs calculating a daily net asset value and having a rating of AAA or its equivalent;
- (d) shares or units issued by UCITS investing mainly in bonds/shares mentioned under (e) and (f) hereunder;

- (e) bonds issued or guaranteed by first class issuers offering an adequate liquidity; or
- (f) shares admitted to or dealt in on a regulated market of a member state of the European Union or on a stock exchange of a member state of the OECD, provided that these shares are included in a main index.

2.8.3 Where there is title transfer, the Collateral received should be held by the custodian, or its agent. Where there is no title transfer the Collateral can be held by a third party custodian which is subject to prudential supervision, and which is unrelated to the provider of the Collateral.

2.8.4 When the Collateral given in the form of cash exposes BGF to a credit risks vis-à-vis the trustee of this Collateral, such exposure shall be subject to the 20% limitation as laid down in section 1.6 above.

2.8.5 During the duration of the agreement, non-cash Collateral cannot be sold, re-invested or pledged.

2.8.6 Cash received as Collateral may only be:

- (i) placed on deposit with entities prescribed in Article 50(f) of Directive 2009/65/EC;
- (ii) invested in high quality government bonds;
- (iii) used for the purpose of reverse repurchase agreements provided the transactions are with credit institutions subject to prudential supervision and BGF can recall at any time the full amount of the cash on an accrued basis; and
- (iv) invested in short term money market funds as defined in Committee of European Securities Regulators (“CESR”)’s guidelines on a common definition of European money market funds.

Re-invested cash Collateral should be diversified in accordance with the diversification requirements applicable to non-cash Collateral.

2.8.7 BGF has implemented a haircut policy in respect of each class of assets received as Collateral. A haircut is a discount applied to the value of a Collateral asset to account for the fact that its valuation, or liquidity profile, may deteriorate over time. The haircut policy takes account of the characteristics of the relevant asset class, including the credit standing of the issuer of the Collateral, the price volatility of the Collateral and the results of any stress tests which may be performed in accordance with the collateral management policy. Subject to the framework of agreements in place with the relevant counterparty, which may or may not include minimum transfer amounts, it is the intention of BGF that any Collateral received shall have a value, adjusted in light of the haircut policy, which equals or exceeds the relevant counterparty exposure where appropriate.

2.8.8 Risk and potential conflicts of interest associated with OTC derivatives and efficient portfolio management

- (a) There are certain risks involved in OTC derivative transactions, efficient portfolio management activities and the management of collateral in relation to such activities, in particular but without limitation, the risk factors relating to derivatives, counterparty risk and counterparty risk to the custodian. These risks may expose investors to an increased risk of loss.

- (b) The combined counterparty risk on any transaction involving OTC derivative instruments or efficient portfolio management techniques may not exceed 10% of the assets of BGF-GAF when the counterparty is a credit institution domiciled in the EU or in a country where the CSSF considers that supervisory regulations are equivalent to those prevailing on the EU. This limit is set at 5% in any other case.

BGF's delegates will continuously assess the credit or counterparty risk as well as the potential risk, which is for trading activities, the risk resulting from adverse movements in the level of volatility of market prices and will assess the hedging effectiveness on an ongoing basis. They will define specific internal limits applicable to these kinds of operations and monitor the counterparties accepted for these transactions.

(e) **Performance of BGF-GAF as of 30 September 2014**

Cumulative Performance	NAV of BGF-GAF	Composite Benchmark*
1 month (%)	-1.7	-2.5
3 months (%)	-1.1	-1.8
6 months (%)	1.6	1.9
1 year (%)	6.8	8.2
Year to date (%)	1.9	3.5
Annualised-3 years (%)	9.2	11.2
Annualised-5 years (%)	6.2	8.4

*Composite benchmark of BGF-GAF comprising of 36% S&P 500 Composite, 24% FTSE World (ex-US), 24% Merrill Lynch US Treasury Current 5-year and 16% Citigroup Non-USD World Government Bond Index.

Sources: BlackRock (Channel Islands) Limited. Performance is shown as at 30 September 2014 in US\$ on a net asset value price basis with income reinvested, net of fees. Performance figures are calculated net of annual fees. Past performance is no guide to future performance.

3.5 INFORMATION ON RHB-OSK GLOBAL NEW STARS FUND

3.5.1 Objective

This Fund aims to achieve medium to long term* capital appreciation by investing in initial public offerings (“IPOs”), pre-IPO securities, post-IPO listed securities, debt securities and/or deposits.

Any material change to the objective of this Fund requires the Unit Holders’ approval.

* Note: ‘medium to long term’ in this context refers to a period of between 3 – 7 years.

3.5.2 Strategy

There is no target industry or sector for the investments of this Fund and it may invest across all approved markets and sectors. This Fund will invest in post-IPO listed securities, IPOs and pre-IPO securities as follows:

- Post-IPO Portion
 - A portion of the Fund invests in listed securities of approved markets issued within three years of their IPOs at the time of investment.
 - The Manager has absolute discretion in deciding when to sell such listed securities, and may hold such listed securities beyond three years of their IPOs to participate in, but shall not be limited to, share dividends and bonus share issues.
- IPO Portion
 - A portion of the Fund invests in securities offered through IPOs which have been approved for listing in the approved markets. This may also include new listing for companies already listed on other exchanges.
- Pre-IPO Portion
 - A portion of the Fund may be invested from time to time in privately placed pre-IPO securities of companies which are established in the approved markets, that is pre-IPO deals of which the investee companies are targeting to obtain a listing on an approved stock exchange, and other corporate finance deals.

In the event the Manager finds that there are no suitable investment opportunities for any Portion of the Fund at any time, part or all of that Portion may be invested in equities, debt securities and/or deposits or held as cash until such time when investment opportunities in the instruments listed above are available. When investing in equities under these circumstances, the Manager can invest in the global equities market of companies that have been listed beyond the 3 year limit of the Post-IPO Portion. Debt instruments/bonds that are issued by corporations and financial institutions are of investment grade, that is, those instruments/bonds having a credit rating of Baa3 or higher at the point of purchase by Moody’s Investors Service or its equivalent rating by any other domestic or global rating agency. The Manager can also invest in debt instruments/bonds issued by corporations and financial institutions which are not rated by any rating agency. Such un-rated debt instruments/bonds are only applicable to un-rated debt instruments/bonds from countries where their regulatory authorities do not require mandatory rating for the issuance of such debt securities. The Manager’s investments in these un-rated investments shall always be based on the Manager’s investment philosophy of fundamental analysis. However, debt instruments/bonds issued by supra-nationals, governments and their agencies need not be rated.

Depending on investment conditions and opportunities, the Manager intends to maintain an asset allocation for the Fund as follows:

- Up to 98% of Net Asset Value in the IPO Portion and Post-IPO Portion
- Up to 10% of Net Asset Value in the Pre-IPO Portion.
- 2% - 5% of Net Asset Value in liquid assets.

The above asset allocation is only indicative and will be reviewed from time to time depending on the judgement of the Manager as to the general market and economic conditions save that the Fund's investment in the Pre-IPO Portion will not exceed 10% of the Net Asset Value. Although the Fund is actively managed, how active or the frequency of its trading strategy will very much depend on market opportunities. Specific risks associated with such securities and investments are as elaborated in Section 2.2.

The risk management strategies and techniques employed by the Manager include diversification of the Fund's investments in terms of its exposure to various industries, sectors and countries. Financial derivatives are also used for hedging purposes where appropriate. Generally, the assets of the Fund will be invested over a medium to long term period with disposal when necessary to control risk as well as to optimise capital gains. This is especially so when the full growth potential of an investment is deemed to have been reduced over a prolonged rise in equity values and the available alternative investment may present cheaper valuations and potential higher returns. The Fund also complies with the permitted investments and restrictions imposed by the Securities Commission. Adherence to the permitted investments and restrictions also helps the Manager to risk-manage the Fund's portfolio in terms of diversification. Moreover, the Manager in making its investment decisions shall at all times comply with the investment restrictions of the Fund and requirements as set out in the Deed.

For investments in foreign markets, the Manager in managing the principal risks such as country risk and currency risk, will always take into consideration its evaluation of the historical developments and its prior experience in such markets. Such practice will be managed through active management and constant review of the economic and political developments of the countries invested. Investments will ultimately be made based on the risk-reward.

The Manager may take temporary defensive positions that may be inconsistent with the Fund's principal strategy in attempting to respond to adverse economic, political or any other market conditions. In such circumstances, the Manager may reallocate up to 100% of the Fund's investments into other asset classes such as fixed income securities, money market instruments, cash and deposits with financial institutions, which are defensive in nature.

The performance of this Fund is benchmarked against the MSCI AC World Index (RM). The benchmark chosen best represents the Fund's investment geographical location/investment universe. For ease of reference, investors may refer to Bloomberg L.P. or the MSCI website (www.msci.com) for this indicator.

3.5.3 Permitted Investments and Restrictions

This Fund may invest in securities traded on the BMSB or any other market considered as an Eligible Market, securities not listed in or traded under the rules of an Eligible Market ("unlisted securities"), collective investment schemes, securities/instruments in foreign markets, financial derivatives, structured products, liquid assets (including money market instruments and deposits with any financial institutions), participate in the lending of securities, and any other investments permitted by the Securities Commission from time to time.

The acquisition of such permitted investments is subject to the following restrictions:

- a) The value of the Fund's investments in unlisted securities must not exceed ten (10) per cent of the Net Asset Value, or any other limit as may be prescribed by the Securities Commission from time to time.
- b) The value of the Fund's investments in ordinary shares issued by any single issuer must not exceed ten (10) per cent of the Net Asset Value, or any other limit as may be prescribed by the Securities Commission from time to time.
- c) The value of the Fund's investments in transferable securities (i.e. equities, debentures and warrants) and money market instruments issued by any single issuer must not exceed fifteen (15) per cent of the Net Asset Value, or any other limit as may be prescribed by the Securities Commission from time to time.
- d) The value of the Fund's placement in deposits with any single financial institution must not exceed twenty (20) per cent of the Net Asset Value, or any other limit as may be prescribed by the Securities Commission from time to time.
- e) The value of the Fund's investments in transferable securities and money market instruments issued by any group of companies must not exceed twenty (20) per cent of the Net Asset Value, or any other limit as may be prescribed by the Securities Commission from time to time.
- f) The aggregate value of the Fund's investments in transferable securities, money market instruments, deposits, over-the-counter ("OTC") financial derivatives and structured products issued by or placed with (as the case may be) any single issuer/financial institution must not exceed twenty five (25) per cent of the Net Asset Value, or any other limit as may be prescribed by the Securities Commission from time to time.
- g) The value of the Fund's investments in units/shares of any collective investment scheme must not exceed twenty (20) per cent of the Net Asset Value, or any other limit as may be prescribed by the Securities Commission from time to time.
- h) The value of the Fund's investments in structured products issued by any single counter-party must not exceed fifteen (15) per cent of the Net Asset Value, or any other limit as may be prescribed by the Securities Commission from time to time. This single counter-party limit may be exceeded if the counter-party has a minimum long-term rating that indicates very strong capacity for timely payment of financial obligations provided by any domestic or global rating agency and the structured product has a capital protection feature. When this applies, the calculation of the aggregate value to determine compliance with item (f) should exclude the value of investment in structured products.
- i) The value of the Fund's OTC financial derivatives transactions with any single counter-party must not exceed ten (10) per cent of the Net Asset Value, or any other limit as may be prescribed by the Securities Commission from time to time; and the Fund's exposure to the underlying assets (vide the financial derivatives) must not exceed the Fund's investment spread limits as stipulated in (b), (c), (d), (e), (f), (g) and (h) above. In addition, the Fund's net market exposure owing to its financial derivatives position must not exceed the Net Asset Value.
- j) The Fund's investments in transferable securities (other than debentures) must not exceed ten (10) per cent of the securities issued by any single issuer, or any other limit as may be prescribed by the Securities Commission from time to time.
- k) The Fund's investments in debentures must not exceed twenty (20) per cent of the debentures issued by any single issuer, or any other limit as may be prescribed by the Securities Commission from time to time.

- l) The Fund's investments in money market instruments must not exceed ten (10) per cent of the instruments issued by any single issuer, or any other limit as may be prescribed by the Securities Commission from time to time. Such limit does not apply to money market instruments that do not have a pre-determined issue size.
- m) The Fund's investments in collective investment schemes must not exceed twenty five (25) per cent of the units/shares in any one collective investment scheme, or any other limit as may be prescribed by the Securities Commission from time to time.

The limits and restrictions mentioned herein must be complied with at all times based on the most up-to-date value of the Fund's investments. However, a 5% allowance in excess of the limits or restrictions is permitted where the limit or restriction is breached through an appreciation or depreciation of the Net Asset Value (whether as a result of an appreciation or depreciation of the investments or as a result of repurchase of units of the Fund or payment made from the Fund). The Manager will not make any further acquisitions to which the relevant limit is breached, and the Manager will within a reasonable period of not more than three (3) months from the date of the breach take all necessary steps and actions to rectify the breach. Such limits and restrictions however, do not apply to securities/instruments that are issued or guaranteed by the Malaysian government or Bank Negara Malaysia.

3.5.4 Investment in Securities Not Traded in or under the Rules of an Eligible Market ("unlisted securities")

The Manager will only make such investments where the Manager expects those investments to complement the objective and enhance the performance of this Fund. Such investments shall not include:

- (a) Equities not listed for trading in a stock market of a stock exchange but have been approved for such listing and offered directly to the Fund by the issuer;
- (b) Debentures traded on an organised over-the-counter market; and
- (c) Structured product.

The Fund's investments in unlisted securities (if any) shall always be subject to the restriction stipulated in Section 3.5.3 (a).

3.5.5 Collective Investment Schemes

The Manager will only make such investments where the Manager expects those investments to complement the objective and enhance the performance of this Fund. In addition, the Manager will only make such investments if the target fund is registered/authorised/approved by the relevant regulatory authority in its home jurisdiction as the case may be and which operates within the general investment principles of the Guidelines on Unit Trust Funds issued by the Securities Commission. The Fund's investments in collective investment schemes (if any) shall always be subject to the restrictions stipulated in Section 3.5.3 (g) and (m).

3.5.6 Financial Derivatives

The Manager may participate in futures contracts and other financial derivatives, when appropriate. The category of financial derivatives to be participated in shall be the stock index futures contracts, the stock index options contracts, single stock futures contracts, forwards and swaps or any other categories and/or types of futures contracts or financial derivatives that may be allowable by the relevant authorities from time to time. The Fund's participation in financial derivatives is basically to hedge the portfolio from any unexpected price movement in the underlying market and also the portfolio's exposure to foreign currency as well as to hedge against any opportunity loss arising from its uninvested cash. The benefit of any upside of price movement in the underlying market or currency movement is limited as the primary

interest is to protect the value of the portfolio and to manage risks in relation to the benchmark. Nonetheless, the Fund may also invest in financial derivatives for investment purpose to enhance the returns of the Fund. If the Fund were to invest in over-the-counter (“OTC”) derivatives, the Manager will monitor the credit rating of the counterparty issuing the derivatives and dispose off the derivatives should the rating of the said derivative counterparty fall below the credit rating of A by RAM Rating Services Berhad or its equivalent rating by a reputable rating establishment. If the Fund does invest in derivatives, there may be a likelihood that the NAV per unit of the Fund may be subject to high volatility. The Fund’s investments in financial derivatives (if any) shall always be subject to the restriction stipulated in Section 3.5.3 (f) and (i).

3.5.7 Structured Products

The Manager may also invest in structured products where the Manager expects those investments to complement the objective and enhance the performance of this Fund. The Fund’s investments in structured products (if any) shall always be subject to the restrictions stipulated in Section 3.5.3 (f) and (h).

3.5.8 Foreign Securities

The Manager may invest up to 98% of the Net Asset Value in securities of foreign markets where the regulatory authority is a member of the International Organisation of Securities Commission (IOSCO).

The Fund will invest in securities/instruments listed on or traded in global markets such as Australia, China, Hong Kong SAR, India, Indonesia, Japan, New Zealand, Pakistan, Philippines, Singapore, South Korea, Sri Lanka, Taiwan, Thailand, United States of America, Austria, Belgium, Brazil, Czech Republic, Denmark, Dubai, Egypt, Finland, France, Germany, Greece, Hungary, Ireland, Italy, Jordan, Mexico, Netherlands, Norway, Portugal, Russia, Spain, Sweden, Switzerland, Turkey and United Kingdom. When investing in foreign markets which require prior permission or approval such as in the form of an investment licence or investor code or investor registration, the Fund has/will obtain such necessary permission or approval in order to invest in such markets.

In undertaking these foreign investments, the Manager will invest directly in the equities markets (listed and/or unlisted) and may also invest through other collective investment schemes where appropriate, subject to the restriction stipulated in Section 3.5.5.

3.5.9 Liquid Assets

The Manager in structuring the Fund’s portfolio will maintain a minimum liquid assets level of 2% of the Net Asset Value for the purpose of meeting redemptions and to enable the proper and efficient management of the Fund. However, this does not preclude the Manager from lowering or raising the liquid assets level from the stipulated level to allow the Manager to react to the prevailing market conditions and to manage investment risks when circumstances warrant it.

This Fund shall not borrow in connection with its activities or lend any of its cash or investments unless permitted by the relevant laws pertaining to unit trust funds. The Fund may participate in the lending of securities provided always that such activity complies with all relevant guidelines, laws and/or regulations. However, the Fund may also borrow cash on a temporary basis (i.e. not more than one month) from financial institutions to meet redemption requests. Such borrowing shall not exceed ten (10) per cent of the Net Asset Value at the time the borrowing is incurred.

3.6 INFORMATION ON RHB-OSK GOLDEN DRAGON FUND

3.6.1 Objective

This Fund aims to maximise total returns through a combination of long term* growth of capital and current income.

Any material change to the objective of this Fund requires the Unit Holders' approval.

* Note: 'long term' in this context refers to a period of between 5 - 7 years.

3.6.2 Strategy

The Fund seeks to achieve its investment objective through a diversified portfolio of equities and equity-linked securities issued by companies whose businesses are in the Greater China (i.e. the People's Republic of China, Hong Kong SAR and Taiwan) ("China Equities") and Malaysian fixed income securities. Specific risks associated with securities and investments are as elaborated in Section 2.2.

The Fund's direct investments in the China Equities are those of companies whose securities are listed on the Hong Kong, Shanghai, Shenzhen and Taiwan Stock Exchanges, including Greater China companies that are listed in other non-Greater China markets such as the US, London and Singapore Stock Exchanges. These are companies that have at least 50% of its business operations located in Greater China and/or have at least 50% of its revenues derived from the Greater China. The Fund's investments will also include collective investment schemes domiciled in Singapore, Luxembourg, Hong Kong, United Kingdom and US investing primarily in the Greater China markets. The Fund's direct investments are not sector specific and can invest in a broad range of sectors and industries. It seeks to add value by investing in a selective range of opportunities identified by the Manager as having a strong attraction based on company fundamentals.

The Fund's investment in fixed income securities will be that of Malaysian debt securities issued by corporations, financial institutions and governments (comprising amongst others of convertible debt securities, redeemable debt securities, bonds/securities that are issued and/or guaranteed by the government or quasi-government agencies, corporate bonds carrying at least BBB ratings by RAM Rating Services Bhd (RAM) or the equivalent rating by any other reputable rating agency) as well as fixed income collective investment schemes, money market instruments, cash and deposits with financial institutions.

The Manager employs a bottom-up investment process involving rigorous company research. In addition, the Manager also employs a top-down process to review asset allocation at both the regional/country and sector levels. The Manager believe long-term investment performance can be achieved by employing a rigorous research process that enables the Manager to identify companies that generate superior returns as well as by identifying companies that are undervalued.

This Fund's portfolio will comprise a blend of carefully selected China Equities (as aforementioned), Malaysian debt securities (as aforementioned), money market instruments, cash and deposits with financial institutions subject always to a minimum allocation of 30% in China Equities and 30% in Malaysian debt securities/fixed income securities, money market instruments, cash and deposits with financial institutions.

Thus, this Fund's portfolio will be structured as follows:

30% - 70% of Net Asset Value

- Investments in securities of and securities relating to companies whose businesses are in the Greater China and are listed on the Greater China markets and/or other markets.

30% - 70% of Net Asset Value

- Investments in Malaysian fixed income securities, money market instruments, cash and deposits with financial institutions.

In reviewing this asset allocation strategy, the Fund's asset mix would normally range from 30% - 70% in China Equities and 30% - 70% in Malaysian fixed income securities, money market instruments, cash and deposits with financial institutions. Accordingly, this Fund will be able to have a maximum exposure to the China Equities market of up to 70% whilst maintaining a minimum of 30% in Malaysian fixed income securities, money market instruments, cash and deposits with financial institutions to provide stability through diversification of the asset class. Similarly, this Fund can also invest up to 70% of its in Malaysian fixed income securities, money market instruments, cash and deposits with financial institutions whilst maintaining the minimum of 30% in China Equities market to diversify the portfolio and to provide capital growth.

Given this asset mix, the Fund will be able to tap into varied markets conditions in order to capitalise on any market opportunities. The actual percentage of assets invested in China Equities and fixed income securities will therefore vary from time to time, depending on the judgment of the Manager as to the general market and economic conditions, trends and yields, interest rates and changes in fiscal and monetary policies. Thus, although the Fund is actively managed, how active or the frequency of its trading strategy will very much depend on market opportunities.

The risk management strategies and techniques employed by the Manager include diversification of the Fund's investments in terms of its exposure to various industries, sectors, countries and asset classes and/or type of investments (i.e. equity, fixed income, money market instruments). Financial derivatives may also be used for hedging purposes where appropriate. Generally, the assets of the Fund will be invested over a medium to long term period with disposal of the investments when necessary to control risk as well as to optimise capital gains. This is especially so when the full growth potential of an investment is deemed to have been reduced following a prolonged rise in equity values, and the available alternative investment may present cheaper valuations and potential higher returns. The Fund also complies with the permitted investments and restrictions imposed by the Securities Commission. Adherence to the permitted investments and restrictions also helps the Manager to risk-manage the Fund's portfolio in terms of diversification. Moreover, the Manager in making its investment decisions shall at all times comply with the investment restrictions of the Fund and requirements as set out in the Deed.

For investments in foreign markets, the Manager in managing the principal risks such as country risk and currency risk, will always take into consideration the reference benchmark as well as its evaluation of the historical developments and its prior experience in such markets. Such practice will be managed through active management and constant review of the economic and political developments of the countries invested. Investments will ultimately be made based on the risk-reward.

The Manager may take temporary defensive positions that may be inconsistent with the Fund's principal strategy in attempting to respond to adverse economic, political or any other market conditions. In such circumstances, the Manager may reallocate up to 100% of the Fund's equity investments into other asset classes such as debt securities, money market instruments, cash and deposits with any financial institutions, which are defensive in nature.

The performance of this Fund is benchmarked against a composite benchmark comprising:
50% MSCI Golden Dragon Index (RM);
50% RAM qs MGS 3-7 (medium).

The composite benchmark chosen best represents the Fund's underlying investments and the geographical location/investment universe of its investments.

For ease of reference, investors may refer to Bloomberg L.P. or the MSCI website (www.msci.com) for these indicators.

3.6.3 Permitted Investments and Restrictions

This Fund may invest in securities traded on the BMSB or any other market considered as an Eligible Market, securities not listed in or traded under the rules of an Eligible Market (“unlisted securities”), collective investment schemes, securities/instruments in foreign markets, financial derivatives, structured products, liquid assets (including money market instruments and deposits with any financial institutions), participate in the lending of securities, and any other investments permitted by the Securities Commission from time to time.

The acquisition of such permitted investments is subject to the following restrictions:

- a) The value of the Fund’s investments in unlisted securities must not exceed ten (10) per cent of the Net Asset Value, or any other limit as may be prescribed by the Securities Commission from time to time.
- b) The value of the Fund’s investments in ordinary shares issued by any single issuer must not exceed ten (10) per cent of the Net Asset Value, or any other limit as may be prescribed by the Securities Commission from time to time.
- c) The value of the Fund’s investments in transferable securities (i.e. equities, debentures and warrants) and money market instruments issued by any single issuer must not exceed fifteen (15) per cent of the Net Asset Value, or any other limit as may be prescribed by the Securities Commission from time to time.
- d) The value of the Fund’s placement in deposits with any single financial institution must not exceed twenty (20) per cent of the Net Asset Value, or any other limit as may be prescribed by the Securities Commission from time to time.
- e) The value of the Fund’s investments in transferable securities and money market instruments issued by any group of companies must not exceed twenty (20) per cent of the Net Asset Value, or any other limit as may be prescribed by the Securities Commission from time to time.
- f) The aggregate value of the Fund’s investments in transferable securities, money market instruments, deposits, over-the-counter (“OTC”) financial derivatives and structured products issued by or placed with (as the case may be) any single issuer/financial institution must not exceed twenty five (25) per cent of the Net Asset Value, or any other limit as may be prescribed by the Securities Commission from time to time.
- g) The value of the Fund’s investments in units/shares of any collective investment scheme must not exceed twenty (20) per cent of the Net Asset Value, or any other limit as may be prescribed by the Securities Commission from time to time.
- h) The value of the Fund’s investments in structured products issued by any single counter-party must not exceed fifteen (15) per cent of the Net Asset Value, or any other limit as may be prescribed by the Securities Commission from time to time. This single counter-party limit may be exceeded if the counter-party has a minimum long-term rating that indicates very strong capacity for timely payment of financial obligations provided by any domestic or global rating agency and the structured product has a capital protection feature. When this applies, the calculation of the aggregate value to determine compliance with item (f) should exclude the value of investment in structured products.

- i) The value of the Fund's OTC financial derivatives transactions with any single counterparty must not exceed ten (10) per cent of the Net Asset Value, or any other limit as may be prescribed by the Securities Commission from time to time; and the Fund's exposure to the underlying assets (vide the financial derivatives) must not exceed the Fund's investment spread limits as stipulated in (b), (c), (d), (e), (f), (g) and (h) above. In addition, the Fund's net market exposure owing to its financial derivatives position must not exceed the Net Asset Value.
- j) The Fund's investments in transferable securities (other than debentures) must not exceed ten (10) per cent of the securities issued by any single issuer, or any other limit as may be prescribed by the Securities Commission from time to time.
- k) The Fund's investments in debentures must not exceed twenty (20) per cent of the debentures issued by any single issuer, or any other limit as may be prescribed by the Securities Commission from time to time.
- l) The Fund's investments in money market instruments must not exceed ten (10) per cent of the instruments issued by any single issuer, or any other limit as may be prescribed by the Securities Commission from time to time. Such limit does not apply to money market instruments that do not have a pre-determined issue size.
- m) The Fund's investments in collective investment schemes must not exceed twenty five (25) per cent of the units/shares in any one collective investment scheme, or any other limit as may be prescribed by the Securities Commission from time to time.

The limits and restrictions mentioned herein must be complied with at all times based on the most up-to-date value of the Fund's investments. However, a 5% allowance in excess of the limits or restrictions is permitted where the limit or restriction is breached through an appreciation or depreciation of the Net Asset Value (whether as a result of an appreciation or depreciation of the investments or as a result of repurchase of units of the Fund or payment made from the Fund). The Manager will not make any further acquisitions to which the relevant limit is breached, and the Manager will within a reasonable period of not more than three (3) months from the date of the breach take all necessary steps and actions to rectify the breach. Such limits and restrictions however, do not apply to securities/instruments that are issued or guaranteed by the Malaysian government or Bank Negara Malaysia.

3.6.4 Investment in Securities Not Traded in or under the Rules of an Eligible Market ("unlisted securities")

The Manager will only make such investments where the Manager expects those investments to complement the objective and enhance the performance of this Fund. Such investments shall not include:

- a) Equities not listed for trading in a stock market of a stock exchange but have been approved for such listing and offered directly to the Fund by the issuer;
- b) Debentures traded on an organised over-the-counter market; and
- c) Structured product.

The Fund's investments in unlisted securities (if any) shall always be subject to the restriction stipulated in Section 3.6.3 (a).

3.6.5 Collective Investment Schemes

The Manager will only make such investments where the Manager expects those investments to complement the objective and enhance the performance of this Fund. In addition, the Manager will only make such investments if the target fund is registered/authorised/approved by the relevant regulatory authority in its home jurisdiction as the case may be and which operates within the general investment principles of the Guidelines on Unit Trust Funds issued by the Securities Commission. The Fund's investments in collective investment schemes (if any) shall always be subject to the restrictions stipulated in Section 3.6.3 (g) and (m).

3.6.6 Financial Derivatives

The Manager may participate in futures contracts and other financial derivatives, when appropriate. The category of financial derivatives to be participated in shall be the stock index futures contracts, the stock index options contracts, single stock futures contracts, forwards and swaps, interest rates futures contracts, bonds futures contracts or any categories and/or types of futures contracts or financial derivatives that may be allowable by the relevant authorities from time to time. The Fund's participation in financial derivatives is basically to hedge the portfolio from any unexpected price or interest rate movements in the underlying market and also the portfolio's exposure to foreign currency as well as to hedge against any opportunity loss arising from its uninvested cash. The benefit of any upside of price or interest rate movement in the underlying market or currency movement is limited as the primary interest is to protect the value of the portfolio and manage risks in relation to the benchmark. Nonetheless, the Fund may also invest in financial derivatives for investment purpose to enhance the returns of the Fund. If the Fund were to invest in over-the-counter ("OTC") derivatives, the Manager will monitor the credit rating of the counterparty issuing the derivatives and dispose off the derivatives should the rating of the said derivative counterparty fall below the credit rating of A by RAM Rating Services Berhad or its equivalent rating by a reputable rating establishment. If the Fund does invest in derivatives, there may be a likelihood that the NAV per unit of the Fund may be subject to high volatility. The Fund's investments in financial derivatives (if any) shall always be subject to the restriction stipulated in Section 3.6.3 (f) and (i).

3.6.7 Structured Products

The Manager may also invest in structured products where the Manager expects those investments to complement the objective and enhance the performance of this Fund. The Fund's investments in structured products (if any) shall always be subject to the restrictions stipulated in Section 3.6.3 (f) and (h).

3.6.8 Foreign Securities

The Manager may invest up to 70% of the Net Asset Value in securities (issued by companies whose businesses are in the Greater China i.e. the People's Republic of China, Hong Kong SAR and Taiwan) listed on foreign markets and may include non-Greater China markets where the regulatory authority is a member of the International Organisation of Securities Commission (IOSCO). As such, the Fund will invest in securities/instruments listed on or traded in foreign markets such as China, Hong Kong SAR, Taiwan, Singapore, Luxembourg, United Kingdom and United States of America.

To date, the Fund has obtained the required investor registration certificate and code (Taiwan) and investor code (China) from the relevant regulatory authority which continues uninterrupted for its investments in these markets.

In undertaking these foreign investments, the Manager will invest directly in the equities markets and may also invest through other collective investment schemes where appropriate, subject to the restriction stipulated in Section 3.6.5.

3.6.9 Liquid Assets

The Manager in structuring the Fund's portfolio will maintain a minimum liquid assets level of 2% of the Net Asset Value for the purpose of meeting redemptions and to enable the proper and efficient management of the Fund. However, this does not preclude the Manager from lowering or raising the liquid assets level from the stipulated level to allow the Manager to react to the prevailing market conditions and to manage investment risks when circumstances warrant it.

This Fund shall not borrow in connection with its activities or lend any of its cash or investments unless permitted by the relevant laws pertaining to unit trust funds. The Fund may participate in the lending of securities provided always that such activity complies with all relevant guidelines, laws and/or regulations. However, the Fund may also borrow cash on a temporary basis (i.e. not more than one month) from financial institutions to meet redemption requests. Such borrowing shall not exceed ten (10) per cent of the Net Asset Value at the time the borrowing is incurred.

3.7 INFORMATION ON RHB-OSK ASIA ACTIVE ALLOCATION FUND

3.7.1 Objective

This Fund aims to maximise total returns through a combination of long term* growth of capital and current income.

Any material change to the objective of this Fund requires the Unit Holders' approval.

* Note: 'long term' in this context refers to a period of between 5 - 7 years.

3.7.2 Strategy

The Fund seeks to achieve its investment objective through a diversified portfolio of primarily Asian core/large companies¹ securities, Asian small companies² securities and Asian fixed income securities and money market instruments³.

The Manager will generally invest approximately 50% of the Net Asset Value ("NAV") in the securities of and securities relating to Asian core/large companies, 30% of the NAV in the securities of and securities relating to Asian small companies and 20% of the NAV in Asian fixed income securities/money market instruments.

The Fund's investments in the securities of Asian core/large companies and Asian small companies are those companies that are listed on the Asian stock exchanges (inclusive of the Australian and New Zealand Stock Exchanges) and have at least 50% of its business operations located in Asia and/or have at least 50% of its revenues derived from Asia.

¹Companies that are not belonging to the below criteria set for the definition of Asian smaller companies and may be constituent or non-constituent stocks of the MSCI AC Far East ex Japan equities Index.

²Companies with a market capitalisation lower than the market capitalisation of the 50th percentile constituent (i.e. the median point of the index constituents market capitalisation) company (the "Cap"*) of the MSCI AC Asia Pacific Ex Japan Index or other recognised Asia Pacific ex Japan index ("Index"^^); and which may be constituent or non-constituent stocks of the Index.

** Investors should note that the Fund will only observe the Cap at the time of investment in a company. If the Fund invests in a company and the market capitalisation of the company is subsequently higher than the current Cap, the Fund may continue to hold the stock in the company.*

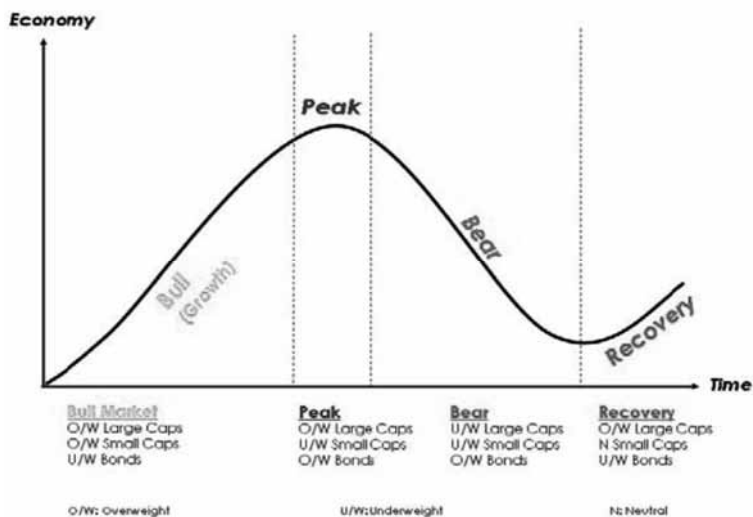
^^ Investors should note that the Index used may be different from the benchmark against which the performance of the Fund is measured, namely, the MSCI AC Asia Pacific ex Japan Mid Cap Index.

³Asian fixed income securities and money market instruments are defined as debt securities issued by Asian corporations, financial institutions, governments and their agencies (including money market instruments).

For the purposes of its tactical asset allocation, the Manager will have the discretion to allocate 20% to 60% of the NAV for investments in the securities of Asian core/large companies and/or up to 40% of the NAV in the securities of Asian small companies and/or 20% to 60% of the NAV in fixed income securities/money market instruments from the various segments which represents the asset allocation.

The asset allocation decisions will be made by the Manager who will examine the case for small cap, large cap and fixed income securities at different market and business cycles every quarter. Besides the quarterly strategy meeting to determine the asset allocation, the Manager will also meet monthly to ensure that the quarterly strategy asset allocation remains relevant. Asset allocation decisions are based on their respective performance, valuation, market/sector exposure and liquidity. This active allocation of assets therefore reflects the tactical asset allocation strategy that is adopted by the Fund, hence the name RHB-OSK Asia Active Allocation Fund.

The chart below shows the Manager's possible underweight/overweight policy at various stages of the economic cycle.



Some of the economic indicators that the Manager tracks to monitor the economic cycle are:

1. Purchasing manager's index
2. Retail sales
3. Consumer sentiment
4. Industrial production
5. Durable goods and investment spending
6. Trade balance and current account
7. Consumer price index and producers price index
8. Interest rates and yield curve
9. Central bank policy outlook

Equities

The countries and securities invested in this Fund go through a rigorous research exercise before they are included in the portfolio. Even though the combination of both bottom-up and top-down investment approaches ultimately drives the process, the Manager believes long term investment performance can be achieved by employing a rigorous research process that enables the managers to identify companies that generate superior returns as well as by identifying companies that are undervalued.

Fixed income Securities and Money Market Instruments

This portion of the portfolio is actively managed with a focus on yield at an acceptable risk premium. There is no bias towards sovereign or corporate bonds. The emphasis is on the credit spread as the main source of incremental return. Credit analysis and credit diversification by the Manager are important as a source of added value and to reduce unsystematic risks inherent in such investments respectively.

The Manager's investment style is based on the probability of credit upgrades and the extent to which the pricing has been reflected in the credit in question. The Fund's portfolio of investments will be reviewed regularly so as enable the Fund to switch out of overvalued securities to undervalued securities. A long term view is taken when assessing an investment opportunity. At the same time, the Manager recognise that Asian markets are subject to greater volatility than developed markets and may therefore require a greater level of trading than originally envisaged. The Manager's policy generally is to have the Fund fully invested save where there is overwhelming evidence to suggest that markets are excessively overvalued.

This Fund's portfolio will be structured as follows:

20% - 60% of Net Asset Value

- Investments in securities of and securities relating to Asian core/large companies.

Up to 40% of Net Asset Value

- Investments in securities of and securities relating to Asian small companies.

20% - 60% of Net Asset Value

- Investments in Asian fixed income securities and money market instruments including cash and deposits with financial institutions.

In determining the asset allocation, the Manager will observe the stipulated minimum and maximum percentage holdings of the various segments which represent the asset allocation.

The risk management strategies and techniques employed by the Manager include diversification of the Fund's investments in terms of its exposure to various industries, sectors, countries and asset classes and/or type of investments (i.e. equity, fixed income, money market instruments). Financial derivatives may also be used for hedging purposes where appropriate. Generally, the assets of the Fund will be invested over a medium to long term period with disposal of the investments when necessary to control risk as well as to optimize capital gains. This is especially so when the full growth potential of an investment is deemed to have been reduced over a prolonged rise in equity values, and the available alternative investment may present cheaper valuations and potential higher returns. The Fund also complies with the permitted investments and restrictions imposed by the Securities Commission. Adherence to the permitted investments and restrictions also helps the Manager to risk-manage the Fund's portfolio in terms of diversification. Moreover, the Manager in making its investment decisions shall at all times comply with the investment restrictions of the Fund and requirements as set out in the Deed.

For investments in foreign markets, the Manager in managing the principal risks such as country risk and currency risk, will always take into consideration the reference benchmark as well as its evaluation of the historical developments and its prior experience in such markets. Such practice will be managed through active management and constant review of the economic and political developments of the countries invested. Investments will ultimately be made based on the risk-reward.

The Manager may take temporary defensive positions that may be inconsistent with the Fund's principal strategy in attempting to respond to adverse economic, political or any other market conditions. In such circumstances, the Manager may reallocate up to 100% of the

Fund's equity investments into other asset classes such as debt securities, money market instruments, cash and deposits with any financial institutions, which are defensive in nature.

The performance of this Fund is benchmarked against a composite benchmark comprising:

- 40% MSCI AC Far East ExJapan Index (RM);
- 20% MSCI AC Asia Pacific ex Japan Mid Cap Index (RM);
- 40% JP Morgan Asia Credit Index Total Return Composite (RM).

The composite benchmark chosen best represents the Fund's underlying investments and the geographical location/investment universe of its investments.

For ease of reference, investors may refer to Bloomberg L.P. or to the Manager for these indicators.

3.7.3 Permitted Investments and Restrictions

This Fund may invest in securities traded on the Bursa Malaysia or any other market considered as an Eligible Market, securities not listed in or traded under the rules of an Eligible Market ("unlisted securities"), collective investment schemes, securities/instruments in foreign markets, financial derivatives, structured products, liquid assets (including money market instruments and deposits with any financial institutions), participate in the lending of securities, and any other investments permitted by the Securities Commission from time to time.

The acquisition of such permitted investments is subject to the following restrictions:

- a) The value of the Fund's investments in unlisted securities must not exceed ten (10) per cent of the Net Asset Value, or any other limit as may be prescribed by the Securities Commission from time to time.
- b) The value of the Fund's investments in ordinary shares issued by any single issuer must not exceed ten (10) per cent of the Net Asset Value, or any other limit as may be prescribed by the Securities Commission from time to time.
- c) The value of the Fund's investments in transferable securities (i.e. equities, debentures and warrants) and money market instruments issued by any single issuer must not exceed fifteen (15) per cent of the Net Asset Value, or any other limit as may be prescribed by the Securities Commission from time to time.
- d) The value of the Fund's placement in deposits with any single financial institution must not exceed twenty (20) per cent of the Net Asset Value, or any other limit as may be prescribed by the Securities Commission from time to time.
- e) The value of the Fund's investment in transferable securities and money market instruments issued by any group of companies must not exceed twenty (20) per cent of the Net Asset Value, or any other limit as may be prescribed by the Securities Commission from time to time.
- f) The aggregate value of the Fund's investments in transferable securities, money market instruments, deposits, over the counter ("OTC") financial derivatives and structured products issued by or placed with (as the case may be) any single issuer/financial institution must not exceed twenty five (25) per cent of the Net Asset Value, or any other limit as may be prescribed by the Securities Commission from time to time.
- g) The value of the Fund's investments in units/shares of any collective investment scheme must not exceed twenty (20) per cent of the Net Asset Value, or any other limit as may be prescribed by the Securities Commission from time to time.

- h) The value of the Fund's investments in structured products issued by a single counter-party must not exceed fifteen (15) per cent of the Net Asset Value, or any other limit as may be prescribed by the Securities Commission from time to time. This single counter-party limit may be exceeded if the counter-party has a minimum long-term rating that indicates very strong capacity for timely payment of financial obligations provided by any domestic or global rating agency and the structured product has a capital protection feature. When this applies, the calculation of the aggregate value to determine compliance with item (f) should exclude the value of investment in structured product.
- i) The value of the Fund's OTC financial derivatives transactions with any single counter-party must not exceed ten (10) per cent of the Net Asset Value, or any other limit as may be prescribed by the Securities Commission from time to time; and the Fund's exposure to the underlying assets (vide the financial derivatives) must not exceed the Fund's investment spread limits as stipulated in (b), (c), (d), (e), (f), (g), and (h) above. In addition, the Fund's net market exposure owing to its financial derivatives positions must not exceed the Net Asset Value.
- j) The Fund's investments in transferable securities (other than debentures) must not exceed ten (10) per cent of the securities issued by any single issuer, or any other limit as may be prescribed by the Securities Commission from time to time.
- k) The Fund's investments in debentures must not exceed twenty (20) per cent of the debentures issued by any single issuer, or any other limit as may be prescribed by the Securities Commission from time to time.
- l) The Fund's investments in money market instrument must not exceed ten (10) per cent of the instruments issued by any single issuer, or any other limit as may be prescribed by the Securities Commission from time to time. Such limit does not apply to money market instruments that do not have a pre-determined issue size.
- m) The Fund's investments in collective investment schemes must not exceed twenty five (25) per cent of the units/shares in any one collective investment scheme, or any other limit as may be prescribed by the Securities Commission from time to time.

The limits and restrictions mentioned herein must be complied with at all times based on the most up-to-date value of the Fund's investments. However, a 5% allowance in excess of the limits or restrictions is permitted where the limit or restriction is breached through an appreciation or depreciation of the Net Asset Value (whether as a result of an appreciation or depreciation of the investments or as a result of repurchase of units of the Fund or payment made from the Fund). The Manager will not make any further acquisitions to which the relevant limit is breached, and the Manager will within a reasonable period of not more than three (3) months from the date of the breach take all necessary steps and actions to rectify the breach. Such limits and restrictions however, do not apply to securities/instruments that are issued or guaranteed by the Malaysian government or Bank Negara Malaysia.

3.7.4 Investment in Securities Not Traded in or under the Rules of an Eligible Market ("unlisted securities")

The Manager will only make such investments where the Manager expects those investments to complement the objective and enhance the performance of this Fund. Such investments shall not include:

- (a) Equities not listed for trading in a stock market of a stock exchange but have been approved for such listing and are offered directly to the Fund by the issuer;
- (b) Debentures traded on an organised over-the-counter market; and

- (c) Structured product.

The Fund's investment holding in unlisted securities (if any) shall always be subject to the restriction stipulated in Section 3.7.3 (a).

3.7.5 Collective Investment Schemes

The Manager will only make such investments where the Manager expects those investments to complement the objective and enhance the performance of this Fund. In addition, the Manager will only make such investments if the target fund is registered/authorised/approved by the relevant regulatory authority in its home jurisdiction as the case may be and which operates within the general investment principles of the Guidelines on Unit Trust Funds issued by the Securities Commission. The Fund's investments in collective investment schemes (if any) shall always be made subject to the restrictions stipulated in Section 3.7.3 (g) and (m).

3.7.6 Financial Derivatives

The Manager may participate in financial derivatives, when appropriate. The category of financial derivatives to be participated in shall be the stock index futures contracts, the stock index options contracts, single stock futures contracts, forwards and swaps, interest rate futures contracts, bonds futures contracts or any other categories and/or types of futures contracts or financial derivatives that may be allowable by the relevant authorities from time to time. The Fund's participation in financial derivatives is basically to hedge the portfolio from any unexpected price or interest rate movements in the underlying market and also the portfolio's exposure to foreign currency, as well as to hedge against any opportunity loss arising from its uninvested cash. The benefit of any upside of price or interest rate movement in the underlying market or currency movement is limited as the primary interest is to protect the value of the portfolio and to manage risks in relation to the benchmark. Nonetheless, the Fund may also invest in financial derivatives for investments purpose to enhance the return of the Fund. If the Fund were to invest in over-the-counter ("OTC") derivatives, the Manager will monitor the credit rating of the counterparty issuing the derivatives and dispose off the derivatives should the rating of the said derivative counterparty fall below the credit rating of A by RAM Rating Services Berhad or its equivalent rating by a reputable rating establishment. If the Fund does invest in derivatives, there may be a likelihood that the NAV per unit of the Fund may be subject to high volatility. The Fund's investment holding in financial derivatives (if any) shall always be subject to the restriction stipulated in Section 3.7.3 (f) and (i).

3.7.7 Structured Products

The Manager may also invest in structured products where the Manager expects those investments to complement the objective and enhance the performance of this Fund. The Fund's investment in structured products (if any) shall always be subject to the restriction stipulated in Section 3.7.3 (f) and (h).

3.7.8 Foreign Securities

The Manager may invest up to 98% of the Net Asset Value in securities of Asian companies listed on Asian markets including Australia and New Zealand and unlisted fixed income securities of Asian companies and money market instruments, where the regulatory authority is a member of the International Organisation of Securities Commissions (IOSCO). As such, the Fund will invest in securities/instruments of companies listed in the Asian markets (excluding Japan) (such as China, Hong Kong, India, Indonesia, Philippines, Singapore, South Korea, Taiwan, Thailand, Australia, New Zealand and Vietnam); including securities/instruments of Asia ex Japan companies that are listed in non-Asian markets (such as United Kingdom, Netherlands and Peru) as well as unlisted debt securities issued by Asian companies and financial institutions, government and their agencies that are traded in the

Asian markets (excluding Japan). When investing in foreign markets which require prior permission or approval such as in the form of an investment licence or investor code or investor registration, the Fund has/will obtain such necessary permission or approval in order to invest in such markets.

In undertaking these foreign investments, the Manager will invest directly in the equities markets, debt securities markets and may also invest through other collective investment schemes where appropriate, subject to the restriction stipulated in Section 3.7.5.

3.7.9 Liquid Assets

The Manager in structuring the Fund's portfolio will maintain a minimum liquid assets level of 2% of the Net Asset Value for the purpose of meeting redemptions and to enable the proper and efficient management of the Fund. However, this does not preclude the Manager from lowering or raising the liquid assets level from the stipulated level to allow the Manager to react to the prevailing market conditions and to manage investment risks when circumstances warrant it.

This Fund shall not borrow in connection with its activities or lend any of its cash or investments unless permitted by the relevant laws pertaining to unit trust funds. The Fund may participate in the lending of securities provided always that such activity complies with all relevant guidelines, laws and/or regulations. However, the Fund may also borrow cash on a temporary basis (i.e. not more than one month) from financial institutions to meet redemption requests. Such borrowing shall not exceed ten (10) per cent of the Net Asset Value at the time the borrowing is incurred.

3.8 INFORMATION ON RHB-OSK BIG CAP CHINA ENTERPRISE FUND

3.8.1 Objective

This Fund aims to achieve long term* capital appreciation through investments in securities of companies with high growth potential.

Any material change to the objective of this Fund requires the Unit Holders' approval.

* Note: 'long term' in this context refers to a period of between 5 - 7 years.

3.8.2 External Investment Manager

The Manager has delegated the investment management function of the Fund's investments in foreign markets to UOB Asset Management Ltd, Singapore who will manage the relevant portion of the assets of this Fund in accordance with the investment objective of the Fund and the Deed, subject to the Capital Markets and Services Act 2007, the Guidelines on Unit Trust Funds and any practice notes issued by the Securities Commission from time to time, as well as the internal policies and procedures of the Manager (please refer to Section 9.10 for further details).

Notwithstanding the above, the Manager is responsible for the investment management function of the Fund's local investments.

3.8.3 Strategy

This Fund will seek to achieve its investment objective through a diversified portfolio of equities and equity-linked securities issued by companies whose businesses are in the People's Republic of China ("China").

The Fund's direct investments in China are those of companies whose securities are listed on the Hong Kong, Shanghai and Shenzhen Stock Exchanges, including China companies that are listed in other non China markets such as the US, London and Singapore Stock Exchanges. These are companies that have at least 50% of its business operations located in China and/or have at least 50% of its revenues derived from China. The Fund's investments will also include collective investment schemes domiciled in Singapore, Luxembourg, Hong Kong, United Kingdom and US investing primarily in the China markets.

The Fund's direct investment in the equities and equity-linked securities issued by companies whose businesses are in China are those companies with a market capitalisation of at least USD 1 billion. The restriction on the market capitalisation is determined at the point of purchase. Hence the Fund's name 'Big Cap'.

The Fund's direct investments are not sector specific and can invest in a broad range of sectors and industries. It seeks to add value by investing in a selective range of opportunities identified by the External Investment Manager as having a strong attraction based on company fundamentals.

In managing the Fund, the External Investment Manager will employ a multi-step investment process, combining a bottom-up investment process that involves rigorous company research with a top-down process to review asset allocation at the sector levels. Sector allocation is derived after analysing macro economic trends and country dynamics. Sector exposure limits are in place to mitigate the risks of the investments. The External Investment Manager believe long-term investment performance can be achieved by employing a rigorous research process that enables them to identify sound and profitable companies that generate superior returns as well as by identifying companies that are undervalued.

This Fund's portfolio will be structured as follows:

Up to 98% of Net Asset Value

- Investments in equities and equity-linked securities issued by companies whose businesses are in China and are listed on the China markets and/or other markets.

2% - 5% of Net Asset Value

- Investments in liquid assets including money market instruments and deposits with financial institutions.

The above asset allocation is only indicative and will be reviewed from time to time depending on the judgment of the External Investment Manager as to the general market and economic conditions. Although the Fund is actively managed, how active or the frequency of its trading strategy will very much depend on market opportunities.

The risk management strategies and techniques employed by the External Investment Manager include diversification of the Fund's investments in terms of its exposure to various industries, sectors and asset classes and/or type of investments (i.e. equity, fixed income securities and money market instruments). Financial derivatives may also be used for hedging purposes where appropriate. Generally, the assets of the Fund will be invested over a medium to long term period with disposal of the investments when necessary to control risk as well as to optimise capital gains. This is especially so when the full growth potential of the investment is deemed to have been reduced over a prolonged rise in equity values and the available alternative investment may present cheaper valuations and potential higher returns. The Fund also complies with the permitted investments and restrictions imposed by the Securities Commission. Adherence to the permitted investment and restrictions also helps the Manager to risk-manage the Fund's portfolio in terms of diversification. Moreover, the Manager and External Investment Manager in making their investment decisions shall at all times comply with the investment restrictions of the Fund and requirements as set out in the Deed.

For investments in foreign markets, the External Investment Manager in managing the principal risks such as country risk and currency risk will always take into consideration its evaluation of the historical developments and its prior experience in such markets. Such practice will be managed through active management and constant review, drawing on its resources and infrastructure as an established global fund manager. Investments will ultimately be made based on risk-reward.

The External Investment Manager may take temporary defensive positions that may be inconsistent with the Fund's principal strategy in attempting to respond to adverse economic, political or any other market conditions. In such circumstances, the External Investment Manager may reallocate up to 100% of the Fund's equity investments into other asset classes such as fixed income securities, money market instruments, cash and deposits with financial institutions, which are defensive in nature.

The performance of this Fund is benchmarked against the MSCI China Index (RM). The benchmark chosen best represents the Fund's investment geographical/investment universe. For ease of reference, investors may refer to Bloomberg L.P. or to the Manager for the indicator.

3.8.4 Permitted Investments and Restrictions

This Fund may invest in securities traded on the BMSB or any other market considered as an Eligible Market, securities not listed in or traded under the rules of an Eligible Market ("unlisted securities"), collective investment schemes, securities/instruments in foreign markets, financial derivatives, structured products, liquid assets (including money market instruments and deposits with any financial institutions), participate in the lending of securities, and any other investments permitted by the Securities Commission from time to time.

The acquisition of such permitted investments is subject to the following restrictions:

- a) The value of the Fund's investments in unlisted securities must not exceed ten (10) per cent of the Net Asset Value, or any other limit as may be prescribed by the Securities Commission from time to time.
- b) The value of the Fund's investments in ordinary shares issued by any single issuer must not exceed ten (10) per cent of the Net Asset Value, or any other limit as may be prescribed by the Securities Commission from time to time.
- c) The value of the Fund's investments in transferable securities (i.e. equities, debentures and warrants) and money market instruments issued by any single issuer must not exceed fifteen (15) per cent of the Net Asset Value, or any other limit as may be prescribed by the Securities Commission from time to time.
- d) The value of the Fund's placement in deposits with any single financial institution must not exceed twenty (20) per cent of the Net Asset Value, or any other limit as may be prescribed by the Securities Commission from time to time.
- e) The value of the Fund's investments in transferable securities and money market instruments issued by any group of companies must not exceed twenty (20) per cent of the Net Asset Value, or any other limit as may be prescribed by the Securities Commission from time to time.
- f) The aggregate value of the Fund's investments in transferable securities, money market instruments, deposits, over-the-counter ("OTC") financial derivatives and structured products issued by or placed with (as the case may be) any single issuer/financial institution must not exceed twenty five (25) per cent of the Net Asset Value, or any other limit as may be prescribed by the Securities Commission from time to time.
- g) The value of the Fund's investments in units/shares of any collective investment scheme must not exceed twenty (20) per cent of the Net Asset Value, or any other limit as may be prescribed by the Securities Commission from time to time.
- h) The value of the Fund's investments in structured products issued by any single counter-party must not exceed fifteen (15) per cent of the Net Asset Value, or any other limit as may be prescribed by the Securities Commission from time to time. This single counter-party limit may be exceeded if the counter-party has a minimum long-term rating that indicates very strong capacity for timely payment of financial obligations provided by any domestic or global rating agency and the structured product has a capital protection feature. When this applies, the calculation of the aggregate value to determine compliance with item (f) should exclude the value of investment in structured products.
- i) The value of the Fund's OTC financial derivatives transactions with any single counter-party must not exceed ten (10) per cent of the Net Asset Value, or any other limit as may be prescribed by the Securities Commission from time to time; and the Fund's exposure to the underlying assets (vide the financial derivatives) must not exceed the Fund's investment spread limits as stipulated in (b), (c), (d), (e), (f), (g) and (h) above. In addition, the Fund's net market exposure owing to its financial derivatives position must not exceed the Net Asset Value.
- j) The Fund's investments in transferable securities (other than debentures) must not exceed ten (10) per cent of the securities issued by any single issuer, or any other limit as may be prescribed by the Securities Commission from time to time.

- k) The Fund's investments in debentures must not exceed twenty (20) per cent of the debentures issued by any single issuer, or any other limit as may be prescribed by the Securities Commission from time to time.
- l) The Fund's investments in money market instruments must not exceed ten (10) per cent of the instruments issued by any single issuer, or any other limit as may be prescribed by the Securities Commission from time to time. Such limit does not apply to money market instruments that do not have a pre-determined issue size.
- m) The Fund's investments in collective investment schemes must not exceed twenty five (25) per cent of the units/shares in any one collective investment scheme, or any other limit as may be prescribed by the Securities Commission from time to time.

The limits and restrictions mentioned herein must be complied with at all times based on the most up-to-date value of the Fund's investments. However, a 5% allowance in excess of the limits or restrictions is permitted where the limit or restriction is breached through an appreciation or depreciation of the Net Asset Value (whether as a result of an appreciation or depreciation of the investments or as a result of repurchase of units of the Fund or payment made from the Fund). The Manager and/or External Investment Manager will not make any further acquisitions to which the relevant limit is breached, and the Manager and/or External Investment Manager will within a reasonable period of not more than three (3) months from the date of the breach take all necessary steps and actions to rectify the breach. Such limits and restrictions however, do not apply to securities/instruments that are issued or guaranteed by the Malaysian government or Bank Negara Malaysia.

3.8.5 Investment in Securities Not Traded in or under the Rules of an Eligible Market (“unlisted securities”)

The External Investment Manager will only make such investments where the External Investment Manager expects those investments to complement the objective and enhance the performance of this Fund. Such investments shall not include:

- (a) Equities not listed for trading in a stock market of a stock exchange but have been approved for such listing and offered directly to the Fund by the issuer;
- (b) Debentures traded on an organised over-the-counter market; and
- (c) Structured product.

The Fund's investments in unlisted securities (if any) shall always be subject to the restriction stipulated in Section 3.8.4 (a).

3.8.6 Collective Investment Schemes

The External Investment Manager will only make such investments where the External Investment Manager expects those investments to complement the objective and enhance the performance of this Fund. In addition, the External Investment Manager will only make such investments if the target fund is registered/authorised/approved by the relevant regulatory authority in its home jurisdiction as the case may be and which operates within the general investment principles of the Guidelines on Unit Trust Funds issued by the Securities Commission. The Fund's investments in collective investment schemes (if any) shall always be subject to the restrictions stipulated in Section 3.8.4 (g) and (m).

3.8.7 Financial Derivatives

The External Investment Manager may participate in futures contracts and other financial derivatives, when appropriate. The category of financial derivatives to be participated in shall be the stock index futures contracts, the stock index options contracts, single stock futures

contracts, forwards and swaps or any other categories and/or types of futures contracts or financial derivatives that may be allowable by the relevant authorities from time to time. The Fund's participation in financial derivatives is basically to hedge the portfolio from any unexpected price movement in the underlying market and also the portfolio's exposure to foreign currency as well as to hedge against any opportunity loss arising from its uninvested cash. The benefit of any upside of price movement in the underlying market or currency movement is limited as the primary interest is to protect the value of the portfolio and to manage risks in relation to the benchmark. Nonetheless, the Fund may also invest in financial derivatives for investment purpose to enhance the returns of the Fund. If the Fund were to invest in over-the-counter ("OTC") derivatives, the External Investment Manager will monitor the credit rating of the counterparty issuing the derivatives and dispose off the derivatives should the rating of the said derivative counterparty fall below the credit rating of A by RAM Rating Services Berhad or its equivalent rating by a reputable rating establishment. If the Fund does invest in derivatives, there may be a likelihood that the NAV per unit of the Fund may be subject to high volatility. The Fund's investments in financial derivatives (if any) shall always be subject to the restriction stipulated in Section 3.8.4 (f) and (i).

3.8.8 Structured Products

The External Investment Manager may also invest in structured products where the External Investment Manager expects those investments to complement the objective and enhance the performance of this Fund. The Fund's investments in structured products (if any) shall always be subject to the restrictions stipulated in Section 3.8.4 (f) and (h).

3.8.9 Foreign Securities

The External Investment Manager may invest up to 98% of the Net Asset Value in equities and equity-linked securities issued by companies whose businesses are in China and whose securities are listed on the Hong Kong, Shanghai and Shenzhen Stock Exchanges, including China companies that are listed in other non China markets where the regulatory authority is a member of the International Organisation of Securities Commission (IOSCO). As such the Fund may invest in securities of China companies listed or traded in countries such as Singapore, United Kingdom and US when investing in other non China markets.

To date, the Fund has obtained the required investor code (China) from the relevant regulatory authority which continues uninterrupted for its investments in this market.

In undertaking these foreign investments, the External Investment Manager will invest directly in the equities markets and may also invest through other collective investment schemes where appropriate, subject to the restriction stipulated in Section 3.8.6.

3.8.10 Liquid Assets

The Manager in structuring the Fund's portfolio will maintain a minimum liquid assets level of 2% of the Net Asset Value for the purpose of meeting redemptions and to enable the proper and efficient management of the Fund. However, this does not preclude the Manager from lowering or raising the liquid assets level from the stipulated level to allow the Manager to react to the prevailing market conditions and to manage investment risks when circumstances warrant it.

This Fund shall not borrow in connection with its activities or lend any of its cash or investments unless permitted by the relevant laws pertaining to unit trust funds. The Fund may participate in the lending of securities provided always that such activity complies with all relevant guidelines, laws and/or regulations. However, the Fund may also borrow cash on a temporary basis (i.e. not more than one month) from financial institutions to meet redemption requests. Such borrowing shall not exceed ten (10) per cent of the Net Asset Value at the time the borrowing is incurred.

3.9 INFORMATION ON RHB-OSK ASIAN GROWTH OPPORTUNITIES FUND

3.9.1 Objective

This Fund aims to achieve long term* capital growth by investing primarily in small capitalisation stocks and stock-related securities issued by corporations in the Asia Pacific region (excluding Japan).

Any material change to the objective of this Fund requires the Unit Holders' approval. For more information, investors should also refer to the target fund's investment objective and investment strategy (under Section 3.9.8).

*Note: 'long term' in this context refers to a period of between 5 - 7 years.

3.9.2 Strategy

The Fund will invest principally in one of the funds managed by UOB Asset Management Ltd, Singapore ("UOBAM") that is the United Asian Growth Opportunities Fund ("UAGOF"). UAGOF launched on 15 June 2004 is a collective investment scheme constituted in Singapore. Both UOBAM and UAGOF are regulated by the Monetary Authority of Singapore under the Securities and Futures Act (Chapter 289), Singapore. UAGOF invests a large part of its assets in companies whose market capitalisation is lower than the market capitalisation of the 50th percentile constituent company of a recognised Asia Pacific ex Japan index ("Index") which may or may not be constituent stocks of the Index. Investors should note that the Index used may be different from the benchmark against which the performance of the target fund, UAGOF is measured, namely, the MSCI AC Asia Pacific ex Japan Mid Cap Index. Currently the Index used by the target fund, UAGOF is the MSCI AC Asia Pacific ex Japan Small Cap Index.

The 50th percentile market capitalisation was set to ensure UAGOF invests in small capitalisation stocks. Currently, the indicative limit (50th percentile market capitalisation) is between US\$4 billion and US\$5 billion (as at 15 October 2014), hence UAGOF can purchase any stock with market capitalisation below this limit. Such market capitalisation limit which is subject to change will only be observed at the time of investment in a company. The 50th percentile market capitalisation is used instead of an absolute number to determine the limit so as to allow for the effect of asset inflation on the prices of stocks over time. In managing UAGOF's mandate there are restrictions on purchases of core benchmark component stocks unlike other types of growth funds where there are no restrictions. UAGOF cannot purchase key benchmark stocks due to the market cap limit, hence the benchmark is used as a guide.

Thus, this Fund's portfolio will be structured as follows:

At least 95% of Net Asset Value

- Investments in the units of UAGOF.

2% - 5% of Net Asset Value

- Investments in liquid assets including money market instruments and deposits with financial institutions.

Although the Fund is passively managed, the investments in the Fund will be rebalanced from time to time to meet sales and redemptions and to enable the proper and efficient management of the Fund. Specific risks associated with the Fund and the target fund, UAGOF are as elaborated in Section 2.2.

The Manager does not adopt a temporary defensive position for the Fund in response to adverse market, economic, political, or any other conditions as such defensive strategies are expected to be implemented at the target fund level, i.e. UAGOF when deemed necessary by UAGOF's manager. The Manager does not adopt any temporary defensive position for the

Fund as this will allow the Fund to best track the performance of UAGOF. It also follows that if UAGOF fails to adopt a successful defensive position in response to adverse market and economic conditions, there is a risk that the Fund will mirror UAGOF's negative performance, if any. Also, investors should note that at all times the Fund is always subject to currency risk (which is elaborated under Section 2.1 and 2.2).

This Fund is a feeder fund that invests at least 95% of its Net Asset Value in UAGOF. The risk management strategies and techniques employed will be at the UAGOF level with its investment strategy that involves diversification among its asset allocation of small capitalisation stocks as well as diversification across the Asian markets (excluding Japan), as elaborated in Section 3.9.8.

Notwithstanding the above, the Manager may, in consultation with the Trustee and with the Unit Holders approval, replace UAGOF with another fund of a similar objective if, in the Manager's opinion, UAGOF no longer meets this Fund's investment objective, or when acting in the interest of the Unit Holders.

The performance of this Fund is benchmarked against the MSCI AC Asia Pacific ex Japan Mid Cap Index (RM). The benchmark chosen for the Fund is consistent and corresponding to the target fund, UAGOF except that it is the Ringgit Malaysia equivalent of UAGOF's benchmark to allow for similar comparison with the performance of the RM denominated Fund.

For ease of reference, investors may refer to Bloomberg L.P. and/or the Manager for this indicator.

3.9.3 Permitted Investments and Restrictions

This Fund may invest in one collective investment scheme i.e. UAGOF, securities/instruments in foreign markets, financial derivatives, liquid assets (including money market instruments and deposits with any financial institutions) and any other investments permitted by the Securities Commission from time to time.

In undertaking the Fund's investments, the Fund must not invest in a fund-of-funds, a feeder fund, or any sub-fund of an umbrella scheme which is a fund-of-funds or a feeder fund.

3.9.4 Collective Investment Schemes

As this Fund is a feeder fund, it will invest predominantly in one collective investment scheme i.e. UAGOF.

3.9.5 Financial Derivatives

As UAGOF is denominated in Singapore Dollars, the Manager may trade in financial derivatives, which include but is not limited to forwards and swaps, for the purpose of hedging this Fund's exposure to foreign currency. The benefit of any upside of currency movement is limited as the primary interest is to protect the value of the portfolio. The Fund's net market exposure owing to its financial derivatives positions must not exceed the Net Asset Value.

3.9.6 Foreign Securities

The Manager invests at least 95% of the Net Asset Value in units of UAGOF, a collective investment scheme constituted in Singapore.

3.9.7 Liquid Assets

The Manager in structuring the Fund's portfolio will maintain a minimum liquid assets level of 2% of the Net Asset Value for the purpose of meeting redemptions and to enable the proper and efficient management of the Fund. However, this does not preclude the Manager from lowering or raising the liquid assets level from the stipulated level for purposes of accepting sales or to meet redemption payments and to enable proper and efficient management of the Fund.

This Fund shall not borrow in connection with its activities or lend any of its cash or investments unless permitted by the relevant laws pertaining to unit trust funds. However, the Fund may also borrow cash on a temporary basis (i.e. not more than one month) from financial institutions to meet redemption requests. Such borrowing shall not exceed ten (10) per cent of the Net Asset Value at the time the borrowing is incurred.

3.9.8 Information on United Asian Growth Opportunities Fund

(a) About United Asian Growth Opportunities Fund

UAGOF is a Singapore-constituted stand-alone open-ended non-specialised unit trust and has no fixed duration. It was established and launched on 15 June 2004. The manager of UAGOF is UOB Asset Management Ltd, Singapore and the trustee of UAGOF is HSBC Institutional Trust Services (Singapore) Limited. UAGOF is regulated by the Monetary Authority of Singapore and the applicable legislation under the Securities and Futures Act (Chapter 289), Singapore.

(b) About UAGOF's manager

UOB Asset Management Ltd, Singapore ("UOBAM") is a wholly-owned subsidiary of United Overseas Bank Limited ("UOB Ltd"). Established in 1986, UOBAM has been managing collective investment schemes and discretionary funds in Singapore for 28 years. UOBAM is licensed and regulated by the Monetary Authority of Singapore under the Securities and Futures Act (Chapter 289), Singapore. UOBAM has an extensive presence in Asia with regional business and investment offices in Malaysia, Thailand, Brunei, Taiwan and Japan. UOBAM has two joint ventures: Ping An UOB Fund Management Company and UOB-SM Asset Management Pte Ltd. In addition, UOBAM also has a strategic alliance with UTI International (Singapore) Private Limited.

Through its network of offices, UOBAM offers global investment management expertise to institutions, corporations and individuals through customised portfolio management services and unit trusts. As at the Latest Practicable Date, UOBAM manages 51 unit trusts in Singapore.

As at the Latest Practicable Date, UOBAM and its subsidiaries in the region have a staff strength of over 300 including about 50 investment professionals in Singapore.

(c) Investment Objective

UAGOF aims to achieve long-term capital growth by investing primarily in small capitalisation stocks and stock-related securities issued by corporations in the Asia Pacific region (excluding Japan). UAGOF may also invest in securities such as American depository receipts issued by corporations in the Asia Pacific region (excluding Japan).

(d) Investment Strategy

The investment strategy of UAGOF is to invest a large part of its assets in companies:

- i. with a market capitalisation lower than the market capitalisation of the 50th percentile constituent company (the “Cap”*) of a recognised Asia Pacific ex Japan index (“Index”^); and
- ii. which may be constituent or non-constituent stocks of the Index.

**Investors should note that the UAGOF will only observe the Cap at the time of investment in a company. If UAGOF invests in a company and the market capitalisation of the company is subsequently higher than the current Cap, UAGOF may continue to hold stock in the company.*

^Investors should note that the Index used may be different from the benchmark against which the performance of UAGOF is measured, namely, the MSCI AC Asia Pacific ex Japan Mid Cap Index.

^The MSCI AC Asia Pacific ex Japan Index has been adopted as the Index since the inception of UAGOF.

(e) Authorised Investments of UAGOF

The authorised investments of UAGOF are in accordance with the Code on Collective Investment Schemes issued by the Monetary Authority of Singapore (“Code”). The Code was issued on 23 May 2002 and was revised on 30 September 2011.

1 Permissible Investments

1.1 The UAGOF’s underlying investments may only consist of the following permissible investments:

- a) transferable securities;
- b) money market instruments;
- c) eligible deposits;
- d) units in other schemes;
- e) financial derivatives; and
- f) shares or securities equivalent to shares that are not listed for quotation or quoted and have not been approved for listing for quotation or quotation on an organised exchange.

“organised exchange” refers to an exchange that is and organised market;

“organised market” refers to an exchange, over-the-counter market or government securities market:

- (i) that is of good repute;
- (ii) that is open to the public or a substantial number of market participants; and

(iii) on which financial instruments are regularly traded.

1.2 For the purpose of paragraph 1.1,

a) “transferable securities” refer to:

- i) shares or securities equivalent to shares; and
- ii) bonds or other securitised debt instruments,

that meet the requirements of paragraph 1.3 but do not include:

- A) money market instruments; or
 - B) any security the title to which cannot be transferred or can be transferred only with the consent of a third party.
- b) “eligible deposits” refer to deposits with banks licensed under Singapore’s Banking Act (Cap. 19), finance companies licensed under Singapore’s Finance Companies Act (Cap. 108), merchant banks approved as financial institutions under section 28 of the Monetary Authority of Singapore Act (Cap. 186) or any other deposit-taking institution licensed under an equivalent law in a foreign jurisdiction.

Requirements of transferable securities

1.3 Transferable securities shall meet the following requirements:

- a) the maximum potential loss which may be incurred as a result of the investment is limited to the amount paid for it;
- b) the investment is liquid;
- c) the investment is subject to reliable and verifiable valuation on a daily basis; and
- d) there is appropriate information available to the market on the investment or, where relevant, on the portfolio.

Note

In determining whether information on a transferable security is appropriate, UAGOF’s manager should consider if the information available on the market is regular and accurate, as well as sufficient to analyse the investment. For example, reliance on annual or financial reports is acceptable if the UAGOF’s manager is of the view that it is appropriate.

Requirements on investments in other schemes

1.4 The UAGOF may invest in other schemes only if the underlying scheme is:

- a) an authorised or recognised scheme;

Note

Notwithstanding paragraph 1.4(a), UAGOF should not invest in an underlying scheme which is a hedge fund or fund-of-hedge funds even if the underlying scheme complies with the Code’s Investments Guidelines for Hedge Funds.

- b) a scheme which:
 - i) is constituted and regulated in a jurisdiction where the laws and practices afford to participants in Singapore protection at least equivalent to that afforded to participants of schemes which are wholly managed in Singapore;
 - ii) adheres to investment and borrowing guidelines which are substantially similar to those set out in the relevant investment guidelines under the Code; and
 - iii) has a manager that is reputable and supervised by an acceptable financial supervisory authority;
- c) a scheme which is invested in permissible investments, commodities or real estate, meets the requirements set out in paragraph 1.3(a) to (d), for the purposes of this paragraph, the units in the scheme are listed for quotation and traded on an organised exchange.

Note

Restricted schemes, i.e. schemes whose offer of units are only available to relevant persons defined in Section 305(5) of Singapore's Securities & Futures Act (Chapter 289) may be acceptable as underlying investments if they can meet the conditions in paragraph 1.4 (b) or (c).

- 1.5 UAGOF may feed substantially into an underlying fund-of-funds but the underlying fund-of-funds should invest in other schemes directly and not through another fund-of-funds.

Requirements of financial derivatives

- 1.6 Financial derivatives shall meet the following requirements:
- a) the underlying consists of instruments referred to in paragraph 1.1, commodities*, indices which meet the requirements in the Code pertaining to index funds, interest rates, foreign exchange rates or currencies. In the case of financial derivatives on commodities*, such transactions shall be settled in cash at all times. UAGOF's manager shall also undertake in the trust deed of UAGOF to settle such transactions in cash and disclose that fact in the UAGOF's prospectus;
 - b) the financial derivatives are liquid;
 - c) the financial derivatives are subject to reliable and verifiable valuation on a daily basis and can be sold, liquidated or closed by an offsetting transaction at any time at their fair value; and
 - d) the financial derivatives shall not result in the delivery of investments other than those described in paragraph 1.1(a) to (f).

**Note: UAGOF does not participate or invest in derivatives with underlying composite commodities*

Over-the-Counter (OTC) financial derivatives

- 1.7 In the case of OTC financial derivatives, reliable and verifiable valuation stated in paragraph 1.6 (c) refers to:

- a) a valuation made by the UAGOF's manager based on a current market value; or
- b) where such value is not available, a fair value based on an appropriate valuation model which is checked at an appropriate frequency by an independent party.

The valuation by the UAGOF's manager shall not be based solely on a valuation provided by the counterparty to the transaction.

Note

The party who carries out the verification shall be independent of the counterparty as well as the party responsible for the fund management function of UAGOF.

(f) Investment limits and restrictions of UAGOF

The investment limits and restrictions of UAGOF are in accordance with the Code on Collective Investment Schemes issued by the Monetary Authority of Singapore ("Code"). The Code was issued on 23 May 2002 and was revised on 30 September 2011.

1 Spread of Investments

Single entity limit and group limit

1.1 UAGOF should comply with the following limits:

- a) Investments in:
 - i) transferable securities; or
 - ii) money market instruments

issued by a single entity should not exceed 10% of UAGOF's net asset value ("single entity limit").
- b) Aggregate investments in, or exposures to, a group of entities through:
 - i) transferable securities;
 - ii) money market instruments;
 - iii) eligible deposits; and
 - iv) counterparty risk exposures arising from the use of over-the-counter ("OTC") financial derivatives

should not exceed 20% of UAGOF's net asset value ("group limit"). For the purposes of this paragraph, a group of entities refers to an entity, its subsidiaries, fellow subsidiaries and its holding company.

Short-term deposits

1.2 The group limit does not apply to placements of eligible deposits arising from:

- a) subscription monies received at any point in time pending the commencement of investment by UAGOF; or
- b) liquidation of investments prior to the termination or maturity of UAGOF, where the placing of these monies with various institutions would not be in the interests of participants.

Government and other public debt securities/money market instruments

- 1.3 The single entity limit of 10% may be raised to 35% of UAGOF's net asset value where:
 - a) the issuing entity or trust is, or the issue is guaranteed by, either a government, government agency or supranational, that has a minimum long-term rating of BBB by Fitch, Baa by Moody's or BBB by Standard and Poor's (including such sub-categories or gradations therein); and
 - b) not more than 20% of UAGOF's net asset value may be invested in any single issue of transferable securities or money market instruments by the same entity or trust.
- 1.4 If there is a downgrade in rating to that below the minimum rating as stated in paragraph 1.3 (a), or if the rating agencies no longer rate the entity or the guarantor, the single entity limit should revert to 10%.
- 1.5 The single entity limit of 10% does not apply where:
 - a) the issuing entity or trust is, or the issue is guaranteed by, either a government, government agency or supranational, that has a minimum long-term rating of AA by Fitch, Aa by Moody's or AA by Standard and Poor's (including such sub-categories or gradations therein); and
 - b) not more than 20% of UAGOF's net asset value may be invested in any single issue of transferable securities or money market instruments by the same entity or trust.
- 1.6 If there is a downgrade in rating to that below the minimum rating as stated in paragraph 1.5 (a), or if the rating agencies no longer rate the entity or the guarantor, the single entity limit as specified in paragraph 1.1 (a) or 1.3, as the case may be, should apply accordingly.

Unrated and non-investment grade corporate debt securities

- 1.7 The single entity limit of 10% in paragraph 1.1 (a) for bonds and other securitised debt instruments is lowered to 5% of UAGOF's net asset value if the issuing entity or trust:
 - a) is not rated; or
 - b) has a long-term rating below that of BBB by Fitch, Baa by Moody's or BBB by Standard and Poor's (including such sub-categories or gradations therein).
- 1.8 Notwithstanding paragraph 1.7 (a), UAGOF's manager may rely on:
 - a) the rating of an unrated issuer's parent company provided that an explicit guarantee by the parent company for the issuer is in place; or

- b) its internal rating of an unrated issuer if UAGOF's manager has satisfied UAGOF's trustee that its internal rating is comparable to a rating issued by Fitch, Moody's or Standard & Poor's.

Commodity-backed debt securities

- 1.9 UAGOF may invest in debt securities that are undated, secured by physical commodities, listed for quotation and traded on an organised exchange, subject to the limit in paragraph 1.12.

Investment in other schemes

Requirements on investments in other schemes

- 1.10 UAGOF may invest in other schemes only if the underlying scheme is:

- a) an authorised or recognised scheme;

Note

UAGOF shall not invest in an underlying scheme which is a hedge fund or fund-of-hedge funds even if the underlying scheme complies with the Code's Investments Guidelines for Hedge Funds.

- b) a scheme which:
 - i) is constituted and regulated in a jurisdiction where the laws and practices afford to participants in Singapore protection at least equivalent to that afforded to participants of schemes which are wholly managed in Singapore;
 - ii) adheres to investment and borrowing guidelines which are substantially similar to those set out in the relevant appendices under the code on Collective Investment Scheme ("Code") issued by the Monetary Authority of Singapore ("Authority"); and
 - iii) has a manager that is reputable and supervised by an acceptable financial supervisory authority;
- c) a scheme which is invested in permissible investments, commodities or real estate, meets the Code's requirements of transferable securities (see paragraph 1.3 of the Authorised Investments of UAGOF) and, for the purposes of this paragraph, the units in the scheme are listed for quotation and traded on an organised exchange.

Note

Restricted schemes, i.e. schemes whose offer of units are only available to relevant persons defined in Section 305(5) of Singapore's Securities & Futures Act (Chapter 289) may be acceptable as underlying investments if they can meet the conditions in the above paragraph b) and c).

- 1.11 Investments in an underlying scheme which does not satisfy paragraph 1.10 (a) or (b) but satisfies:
 - a) paragraph 1.10 (c) and is invested in permissible investments or real estate should not exceed 10% of the UAGOF's net asset value; or

- b) paragraph 1.10 (c) and is invested directly in commodities is subject to the limit in paragraph 1.12.

Alternative exposure limit

1.12 Investments in:

- a) shares or securities equivalent to shares that are not listed for quotation or quoted, and have not been approved for listing for quotation or quotation, on an organised exchange;
- b) debt securities which are undated, secured by physical commodities, listed for quotation and traded on an organised exchange; and
- c) underlying schemes which do not satisfy paragraph 1.10 (a) or (b) but satisfy paragraph 1.10 (c) and are invested directly in commodities,

are subject to an aggregate limit of 10% of UAGOF's net asset value.

Concentration limit

1.13 UAGOF should not invest in more than:

- a) 10% of the total outstanding shares, or securities equivalent to shares, of any single entity or trust;
- b) 10% of each individual issuance of debt securities of any single issuing entity or trust, where such issuance is not part of a debt issuance programme; or where debt securities are issued under a debt issuance programme, 20% of each tranche, subject to a limit of 10% of the overall programme size; and
- c) 10% of the money market instruments of a single issuing entity or trust.

2 Global Exposure

2.1 The global exposure of UAGOF to financial derivatives or embedded financial derivatives should not exceed 100% of its net asset value at all times.

2.2 UAGOF's manager should calculate the global exposure of UAGOF based on the:

- a) Commitment approach under the Code; or
- b) Value at risk (VaR) Approach (including any other variants of the VaR Approach) under the Code, subject to prior consultation with the Authority.

Commitment Approach

2.3 The global exposure of UAGOF is calculated as the sum of:

- a) the absolute value of the exposure of each individual financial derivative not involved in netting or hedging arrangements;

- b) the absolute value of the net exposure of each individual financial derivative after netting or hedging arrangements; and
 - c) the sum of the values of cash collateral received pursuant to:
 - i) the reduction of exposure to counterparties of OTC financial derivatives; and
 - ii) efficient portfolio management techniques relating to securities lending and repurchase transactions,
- and that are reinvested.

Netting arrangements

- 2.4 Netting arrangements may be taken into account to reduce UAGOF's exposure to financial derivatives.
- 2.5 UAGOF may net positions between:
 - a) financial derivatives on the same underlying assets, even if the maturity dates are different; or
 - b) financial derivatives and the same corresponding underlying asset, if those underlying assets are transferable securities, money market instruments or units in other schemes.

Hedging arrangements

- 2.6 Hedging arrangements may be taken into account to reduce UAGOF's exposure to financial derivatives.
- 2.7 The marked-to-market value of transferable securities, money market instruments or units in schemes involved in hedging arrangements may be taken into account to reduce UAGOF's exposure to financial derivatives.
- 2.8 For the purposes of the above paragraphs 2.6 and 2.7, the hedging arrangement shall:
 - a) not be aimed at generating a return;
 - b) result in an overall verifiable reduction of the risk of UAGOF;
 - c) offset the general and specific risks linked to the underlying being hedged;
 - d) relate to the same asset class being hedged; and
 - e) be able to meet its hedging objective in all market conditions.
- 2.9 Notwithstanding paragraph 2.8, financial derivatives used for the purposes of hedging currency exposure may be netted when calculating the global exposure.

Exposure arising from reinvestment of cash collateral

- 2.10 UAGOF which reinvests cash collateral received from counterparties of OTC financial derivatives, securities lending or repurchase transactions to generate

a return in excess of high quality 3-month government bonds should include in its global exposure calculations the cash amount reinvested.

VaR Approach or its variants

- 2.11 UAGOF's manager may apply to the Authority to use the VaR Approach or its variants to calculate the global exposure of UAGOF instead of the commitment approach (paragraph 2.3).
- 2.12 The global exposure of UAGOF should also take into account exposures arising from the reinvestment of cash collateral.
- 2.13 UAGOF's manager shall comply with the guidelines in the Code on alternative approach for calculating global exposure – VaR Approach.

3 Use of Financial Derivatives

Requirements of financial derivatives

Financial derivatives shall meet the following requirements:

- a) *the underlying consists of instruments referred to in paragraph 1.1 of the Authorised Investments of UAGOF, commodities*, indices which meet the requirements in the Code pertaining to index funds, interest rates, foreign exchange rates or currencies. In the case of financial derivatives on commodities*, such transactions shall be settled in cash at all times.*
- b) *the financial derivatives are liquid;*
- c) *the financial derivatives are subject to reliable and verifiable valuation on a daily basis and can be sold, liquidated or closed by an offsetting transaction at any time at their fair value; and*
- d) *the financial derivatives shall not result in the delivery of investments other than permissible investments under the Code.*

**Note: UAGOF does not participate or invest in derivatives with underlying composite commodities.*

Over-the-Counter (OTC) financial derivatives

In the case of OTC financial derivatives, reliable and verifiable valuation stated in the above paragraph (c) refers to:

- a) *a valuation made by UAGOF's manager based on a current market value; or*
- b) *where such value is not available, a fair value based on an appropriate valuation model which is checked at an appropriate frequency by an independent party.*

The valuation by UAGOF's manager shall not be based solely on a valuation provided by the counterparty to the transaction.

Spread of underlying assets

- 3.1 The exposure of UAGOF to the underlying assets of financial derivatives

should be sufficiently diversified on a portfolio basis.

- 3.2 In the case where the underlying assets are transferable securities, money market instruments, eligible deposits or units in other schemes, the limits in the paragraphs under item 1 stated herein, except for the concentration limits, apply on a portfolio basis.

Embedded financial derivatives

- 3.3 Where a transferable security or money market instrument embeds a financial derivative, the requirements in the paragraphs under item 2 and 3 stated herein apply to the embedded financial derivative.
- 3.4 Where the counterparty risk of the embedded derivative is or may be transferred to UAGOF, the requirements in the paragraphs under item 4 stated herein also apply to the embedded financial derivative.
- 3.5 A transferable security or money market instrument is considered to be embedding a financial derivative if it contains a component which fulfills the following criteria:
- a) the component results in some or all of the cash flows that otherwise would be required by the transferable security or money market instrument which functions as host contract to be modified according to a variable including but not limited to a specified interest rate, price of a financial instrument, foreign exchange rate, index of prices or rates, credit rating or credit index, and therefore vary in a way similar to a stand-alone financial derivative;
 - b) the component's economic characteristics and risks are not closely related to the economic characteristics and risks of the host contract; and
 - c) the component has a significant impact on the risk profile and pricing of the transferable security or money market instrument.
- 3.6 A transferable security or a money market instrument should not be regarded as embedding a financial derivative where it contains a component which is contractually transferable independently of the transferable security or the money market instrument. Such a component should be deemed to be a separate financial instrument.

- 3.7 Where an instrument is structured as an alternative to an OTC financial derivative or tailor-made to meet the specific needs of UAGOF, the instrument should be deemed as embedding a financial derivative.

Cover

- 3.8 A transaction in financial derivatives which gives rise, or may give rise, to a future commitment on behalf of UAGOF should be covered as follows:
- a) in the case of financial derivatives which will, or may at the option of UAGOF, be cash settled, UAGOF should hold, at all times, liquid assets sufficient to cover the exposure;
 - b) in the case of financial derivatives which will, or may at the option of the counterparty, require physical delivery of the underlying assets,

UAGOF should hold the underlying assets in sufficient quantities to meet the delivery obligation at all times. If UAGOF's manager deems the underlying assets to be sufficiently liquid, UAGOF may hold as coverage other liquid assets in sufficient quantities, provided that such alternative assets may be readily converted into the underlying asset at any time to meet the delivery obligation.

4 Counterparty of Financial Derivatives

OTC financial derivatives

- 4.1 The counterparty of an OTC financial derivative should be subject to prudential supervision by a financial supervisory authority in its home jurisdiction.
- 4.2 Subject to the group limit in paragraph 1.1, the maximum exposure of UAGOF to the counterparty of an OTC financial derivative may not exceed:
- a) in the case of an eligible financial institution described in paragraph 4.3, 10% of UAGOF's net asset value; or
 - b) in any other case, 5% of UAGOF's net asset value
- ("counterparty limits").
- 4.3 For the purpose of paragraph 4.2, an eligible financial institution should have a minimum long-term rating of A by Fitch, A by Moody's or A by Standard and Poor's (including sub-categories or gradations therein). Alternatively, where the financial institution is not rated, UAGOF should have the benefit of a guarantee by an entity which has a long-term rating of A (including sub-categories or gradations therein).
- 4.4 The exposure to a counterparty of an OTC financial derivative should be measured based on the maximum potential loss that may be incurred by UAGOF if the counterparty defaults and not on the basis of the notional value of the OTC financial derivative.

Recognition of collateral

- 4.5 The exposure to a counterparty may be construed as being lower if collateral is tendered to UAGOF. The collateral should meet the following requirements:
- a) it is marked-to-market daily;
 - b) it is liquid;
 - c) it is taken into account, on a portfolio basis, for the purposes of the requirements on spread of investments in the paragraphs under item 1 stated herein;
 - d) it is not issued by the counterparty or its related corporations;
 - e) it is held by a custodian which is:
 - i) a financial institution subject to prudential supervision by a financial supervisory authority in its home jurisdiction; and

- ii) independent of the counterparty;
 - f) it is legally secured from the consequences of the failure of the custodian, counterparty and their related corporations;
 - g) it can be fully enforced by UAGOF's trustee at any time;
 - h) it is free from all prior encumbrances; and
 - i) it cannot be sold or given as security interests.
- 4.6 Collateral may only consist of:
- a) cash;
 - b) money market instruments; or
 - c) bonds.
- 4.7 For the purpose of paragraph 4.6, money market instruments and bonds should be issued by, or have the benefit of a guarantee from, a government, government agency or supranational, that has a long-term rating of AAA by Fitch, Aaa by Moody's or AAA by Standard and Poor's (including sub-categories or gradations therein).
- 4.8 Notwithstanding paragraph 4.6, securitised debt instruments as well as money market instruments or bonds with embedded financial derivatives are not eligible as collateral.
- 4.9 UAGOF's manager should ensure that it has the appropriate legal expertise to put in place proper collateral arrangements, as well as appropriate systems and operational capabilities for proper collateral management.
- 4.10 Additional collateral should be provided to UAGOF no later than the close of the next business day if the current value of the collateral tendered is insufficient to satisfy the counterparty limits in paragraph 4.2.

Reinvestment of collateral

- 4.11 Collateral obtained in the form of cash by UAGOF may be reinvested subject to the following requirements:
- a) it is invested in financial instruments consistent with paragraphs 4.6 and 4.7;
 - b) the investments are taken into account, on a portfolio basis, for the purposes of the requirements on spread of investments in the paragraphs under item I stated herein;
 - c) the investments are held by a custodian which is:
 - i) a financial institution subject to prudential supervision by a financial supervisory authority in its home jurisdiction; and
 - ii) independent of the counterparty;

- d) the investments are legally secured from the consequences of the failure of the custodian, counterparty and their related corporations;
 - e) the investments cannot be sold or given as security interests; and
 - f) the UAGOF's manager is reasonably satisfied that any investment of cash collateral by UAGOF will enable UAGOF to meet its redemption obligations and other payment commitments.
- 4.12 Notwithstanding paragraph 4.11, the cash collateral obtained should not be invested in transferable securities issued by, or placed on deposit with, the counterparty or its related corporations.
- 4.13 Non-cash collateral obtained by UAGOF may not be reinvested.

Recognition of netting

- 4.14 UAGOF may net its OTC financial derivative positions with the same counterparty through bilateral contracts for novation or other bilateral agreements between UAGOF and its counterparty provided that such netting arrangements satisfy the following conditions:
- a) in the case of a bilateral contract for novation, mutual claims and obligations are automatically amalgamated in such a way that this novation fixes one single net amount each time novation applies and thus creates a legally binding, single new contract extinguishing former contracts;
 - b) UAGOF has a netting arrangement with its counterparty which creates a single legal obligation, covering all included transactions, such that, in the event of the counterparty's failure to perform owing to default, bankruptcy, liquidation or any other similar circumstance, UAGOF would have a claim to receive or an obligation to pay only the net sum of the positive and negative mark-to-market values of the individual included transactions;
 - c) UAGOF's manager obtains written and reasoned legal opinions to the effect that, the netting arrangement is legally enforceable by UAGOF against its counterparty, and in particular, in the event of a legal challenge, the relevant courts and administrative authorities would find that UAGOF's claims and obligations would be limited to the net sum, as described in the above paragraph 4.14 (b), under:
 - i) the law of the jurisdiction in which the counterparty is incorporated and, if a foreign branch of an entity is involved, also under the law of the jurisdiction in which the branch is located;
 - ii) the law that governs the individual included transactions; and
 - iii) the law that governs the netting agreement;
 - d) UAGOF's manager has procedures in place to ensure that the legal validity of the netting arrangement is kept under review in the light of possible changes in the relevant laws; and
 - e) UAGOF's manager is reasonably satisfied that the netting arrangement is legally valid under the law of each of the relevant jurisdictions.

Exchange-traded financial derivatives

- 4.15 Financial derivatives which:
- a) are transacted on an exchange where the clearing house performs a central counterparty role; and
 - b) have trades which are characterised by a daily marked-to-market valuation of the financial derivative positions and subject to at least daily margining,
- would not be subject to the counterparty limits in paragraph 4.2.

Margins

- 4.16 Any exposure arising from initial margin posted and the variation margin receivable from a counterparty relating to OTC or exchange-traded financial derivatives, which is not protected against insolvency of the counterparty, is to be included in the counterparty limit.

5 Efficient Portfolio Management (“EPM”) TechniquesSecurities lending and repurchase transactions

- 5.1 UAGOF may carry out the following activities for the sole purpose of EPM:
- a) securities lending; and
 - b) repurchase transactions.
- 5.2 UAGOF may lend transferable securities and money market instruments:
- a) directly;
 - b) through a standardised lending system facilitated by a clearing house which performs a central counterparty role; or
 - c) through securities lending agents, who are recognised as specialists in securities lending.
- 5.3 Securities lending and repurchase transactions should be effected in accordance with good market practice.

Counterparty

- 5.4 The counterparty to a securities lending agreement or repurchase transaction should:
- a) be a financial institution subject to prudential supervision by a financial supervisory authority in its home jurisdiction; and
 - b) have a minimum long-term rating of A by Moody’s, A by Standard and Poor’s or A by Fitch (including sub-categories or gradations therein). Alternatively, where the counterparty is not rated, it is acceptable if an entity which has and maintains a rating as stated above indemnifies UAGOF against losses suffered as a result of the counterparty’s failure.
- 5.5 Where UAGOF’s manager engages in securities lending and repurchase transactions with any of its related corporations, the UAGOF’s manager

should have effective arrangements in place to manage potential conflicts of interest.

- 5.6 The agreement between UAGOF and the counterparty, either directly or through its agent, should require the counterparty to provide additional collateral to UAGOF or its agent no later than the close of the next business day if the current value of the eligible collateral tendered is insufficient.

Recognition of collateral

- 5.7 The collateral should meet the following requirements:
- a) it is marked-to-market daily;
 - b) it is liquid;
 - c) it exceeds the value of the transferable securities or money market instruments transferred;
 - d) it is taken into account, on a portfolio basis, for the purposes of the requirements on spread of investments in the paragraphs under item 1 stated herein;
 - e) it is not issued by the counterparty or its related corporations;
 - f) it is held by a custodian or agent which is:
 - i) a financial institution subject to prudential supervision by a financial supervisory authority in its home jurisdiction; and
 - ii) independent of the counterparty;
 - g) it is legally secured from the consequences of the failure of the custodian, counterparty or agent and their related corporations;
 - h) it can be fully enforced by UAGOF's trustee at any time;
 - i) it is free from all prior encumbrances; and
 - j) it cannot be sold or given as security interests.
- 5.8 For the purposes of securities lending and repurchase transactions, collateral may only consist of:
- a) cash;
 - b) money market instruments; or
 - c) bonds.
- 5.9 For the purpose of paragraph 5.8, money market instruments and bonds should be issued by, or have the benefit of a guarantee from, an entity or trust that has a minimum long-term rating of A by Fitch, A by Moody's or A by Standard and Poor's (including sub-categories or gradations therein) (collectively, "eligible collateral").

- 5.10 Notwithstanding paragraph 5.8, securitised debt instruments as well as money market instruments or bonds with embedded financial derivatives are not eligible as collateral.

Settlement

- 5.11 UAGOF or its agent should receive eligible collateral before, or simultaneously with, the transfer of ownership of the transferable securities lent.
- 5.12 Upon termination of the securities lending or repurchase transaction, the eligible collateral may be remitted by UAGOF or its agent after, or simultaneously with the restitution of the transferable securities lent.

Reinvestment of collateral

- 5.13 Collateral obtained in the form of cash by UAGOF or its agent may be reinvested subject to the following requirements:
- a) it is invested in financial instruments consistent with paragraphs 5.8 and 5.9;
 - b) the investments are taken into account, on a portfolio basis, for the purposes of the requirements on spread of investments in the paragraphs under item 1 stated herein;
 - c) the investments are held by a custodian which is:
 - i) a financial institution subject to prudential supervision by a financial supervisory authority in its home jurisdiction; and
 - ii) independent of the counterparty;
 - d) the investments are legally secured from the consequences of the failure of the custodian, counterparty or agent and their related corporations;
 - e) the investments cannot be sold or given as security interests; and
 - f) UAGOF's manager is reasonably satisfied that any investment of cash collateral by UAGOF or its agent, will enable UAGOF to meet its redemption obligations and other payment commitments.
- 5.14 Notwithstanding paragraph 5.13, the cash collateral obtained should not be invested in transferable securities issued by, or placed on deposit with, the counterparty or its related corporations.
- 5.15 Non-cash collateral obtained by UAGOF or its agent may not be reinvested.

Liquidity

- 5.16 UAGOF's manager should ensure that:
- a) the volume of securities lending or repurchase transactions is kept at an appropriate level; and
 - b) UAGOF or its agent is entitled to terminate the securities lending or repurchase transaction and request the immediate return of its

transferable securities lent without penalty, in a manner which enables UAGOF to meet its redemption obligations and other payment commitments.

6 Borrowings

- 6.1 UAGOF may borrow, on a temporary basis, for the purposes of meeting redemptions and bridging requirements.
- 6.2 UAGOF may only borrow from banks licensed under Singapore's Banking Act (Cap. 19), finance companies licensed under Singapore's Finance Companies Act (Cap. 108), merchant banks approved as financial institutions under section 28 of the Monetary Authority of Singapore Act (Cap. 186) or any other deposit-taking institution licensed under an equivalent law in a foreign jurisdiction.
- 6.3 The borrowing period should not exceed one month.
- 6.4 Aggregate borrowings for the purposes of paragraph 6.1 should not exceed 10% of UAGOF's net asset value at the time the borrowing is incurred.

(g) Risk Management Procedures of the manager of UAGOF Relating to the Use of Financial Derivative Instruments ("FDIs")

- (a) The manager of UAGOF may use or invest in FDIs for the purposes of hedging existing positions in a portfolio, efficient portfolio management, or a combination of both purposes.
- (b) The manager of UAGOF will ensure that the global exposure of UAGOF to FDIs or embedded FDIs will not at any time exceed 100% of the net asset value of UAGOF. The manager of UAGOF will apply a commitment approach to determine UAGOF's global exposure to FDIs by converting the positions in the FDIs into equivalent positions in the underlying assets of those FDIs and will calculate such exposure in accordance with the methods described in the Code.
- (c) Description of risk management and compliance procedures and controls adopted by the manager of UAGOF:
 - (i) The manager of UAGOF will implement various procedures and controls to manage the risk of the assets of UAGOF. The decision to invest in any particular security or instrument on behalf of UAGOF will reflect the judgment of the manager of UAGOF of the benefit of such transactions to UAGOF and will be consistent with UAGOF's investment objectives in terms of risk and return.
 - (ii) *Execution of trades.* Prior to each trade, the manager of UAGOF will ensure that the intended trade will comply with the stated investment objective, focus, approach and restrictions of UAGOF, and that best execution and fair allocation of trades are done. The middle office department of the manager of UAGOF will conduct periodic checks to ensure compliance with the investment objective, focus, approach and restrictions (if any) of UAGOF. In the event of any non-compliance, the middle office of the manager of UAGOF is empowered to instruct the relevant officers to rectify the same. Any non-compliance will be reported to higher management and monitored for rectification.

- (iii) *Liquidity.* In the event there are unexpectedly large realisations of units of UAGOF, there may be a possibility that the assets of UAGOF may be forced to be liquidated at below their fair and expected value, especially in illiquid public exchanges or over-the-counter markets. The manager of UAGOF will ensure that a sufficient portion of UAGOF will be in liquid assets such as cash and cash-equivalents to meet expected realisations, net of new subscriptions.
 - (iv) *Counterparty exposure.* UAGOF may have credit exposure to counterparties by virtue of the positions in FDIs and other financial instruments held by UAGOF. To the extent that a counterparty defaults on its obligations and UAGOF is delayed or prevented from exercising its rights with respect to the investments in its portfolio, it may experience a decline in the value of its assets, its income stream and incur extra costs associated with the exercise of its financial rights. Subject to the provisions of the Code, the manager of UAGOF will restrict their dealings with counterparties to entities that have a minimum long-term issuer credit rating of above BB+ by Standard and Poor's, an individual rating of above C by Fitch Inc., a financial strength rating of above C by Moody's Investors Service, or an equivalent rating from any other reputable rating agency. If any approved counterparty fails this criterion subsequently, the manager of UAGOF will take steps to unwind UAGOF's position with that counterparty as soon as practicable.
 - (v) *Volatility.* To the extent that UAGOF has exposure to FDIs that allow a larger amount of exposure to a security for no or a smaller initial payment than the case when the investment is made directly into the underlying security, the value of UAGOF's assets will have a higher degree of volatility. UAGOF may use FDIs for hedging purposes for reducing the overall volatility of the value of its assets. At the same time, the manager of UAGOF will ensure that the global exposure of UAGOF to FDIs and embedded FDIs will not exceed the value of the assets of UAGOF, as stated in paragraph (b) above.
 - (vi) *Valuation.* UAGOF may have exposure to over-the-counter FDIs that are difficult to value accurately, particularly if there are complex positions involved. The manager of UAGOF will ensure that independent means of verifying the fair value of such instruments are available, and will conduct such verification at an appropriate frequency.
- (d) The manager of UAGOF will ensure that the risk management and compliance procedures and controls adopted by them are adequate and will be or have been implemented, and that they have the necessary expertise to control and manage the risks relating to the use of FDIs. The manager of UAGOF may modify the risk management and compliance procedures and controls as they deem fit and in the interest of UAGOF, but subject always to the requirements under the Code.
 - (e) UAGOF may net its over-the-counter financial derivative positions with a counterparty through bilateral contracts for novation or other bilateral agreements with the counterparty, provided that such netting arrangements satisfy the relevant conditions described in the Code, and the manager of UAGOF will obtain, or has obtained (as applicable), the required legal opinions as stipulated in the Code.

- (f) Where UAGOF uses or invests in financial derivatives on commodities, all such transactions will be settled in cash at all times.

The prospectus of UAGOF is publicly available from UOBAM's website: www.uobam.com.sg.

(h) **Performance of UAGOF as at 30 September 2014**

Performance	NAV of UAGOF	Benchmark*
1 month (%)	-1.43	-4.24
3 months (%)	2.68	-0.42
6 months (%)	1.08	4.60
1 year (%)	12.58	9.00
3 years (%)	11.74	9.49
5 years (%)	3.44	5.30
10 years (%)	7.80	7.89
Since UAGOF inception (%)	7.92	8.50

* Benchmark: Since inception – Nov 07: FTSE Global Small Cap Series Asia Pacific Ex Japan; Dec 07 – Jan 11: MSCI AC Asia Pacific ex Japan Small Cap Index; Feb 11 – Present: MSCI AC Asia Pacific ex Japan Mid Cap Index.

Source: Lipper, a Thomson Reuters Company. Performance as at 30 September 2014, SGD basis with dividends and distributions reinvested, if any. Performance figures for 1 month till 1 year show the % change, while those exceeding 1 year show the average annual compounded return. Past performance is no guide for future performance.

3.10 INFORMATION ON RHB-OSK GLOBAL CAPITAL FUND

3.10.1 Objective

This Fund aims to achieve long-term* capital appreciation by investing, primarily, in securities issued by banks, finance companies, insurers and other corporations which carry on the business of financial services or which derive their revenues from subsidiaries carrying on the business of banking and/or financial services.

Any material change to the objective of this Fund requires the Unit Holders' approval. For more information, investors should also refer to the target fund's investment objective, investment focus and approach (under Section 3.10.8).

*Note: 'long term' in this context refers to a period of between 5 - 7 years.

3.10.2 Strategy

The Fund will invest principally in one of the funds managed by UOB Asset Management Ltd, Singapore ("UOBAM") that is the United Global Financials Fund (formerly known as United Global Capital Fund with effect from 1 June 2012) ("UGFF"). UGFF, launched in June 1996 is a collective investment scheme domiciled in Singapore. Both UOBAM and UGFF are regulated by the Monetary Authority of Singapore under the Securities and Futures Act (Chapter 289), Singapore. UGFF invests primarily in securities issued by banks, finance companies, insurers and other corporations which carry on the business of financial services or which derive their revenues from subsidiaries carrying on the business of banking and/or financial services.

Thus, this Fund's portfolio will be structured as follows:

At least 95% of Net Asset Value

- Investments in the units of UGFF.

2% - 5% of Net Asset Value

- Investments in liquid assets including money market instruments and deposits with financial institutions.

Although the Fund is passively managed, the investments in the Fund will be rebalanced from time to time to meet sales and redemptions and to enable the proper and efficient management of the Fund. Specific risks associated with the Fund and the target fund, UGFF are elaborated in Section 2.2.

The Manager does not adopt a temporary defensive position for the Fund in response to adverse market, economic, political, or any other conditions as such defensive strategies are expected to be implemented at the target fund level, i.e. UGFF when deemed necessary by the UGFF's manager. The Manager does not adopt any temporary defensive position for the Fund as this will allow the Fund to best track the performance of UGFF. It also follows that if UGFF fails to adopt a successful defensive position in response to adverse market and economic conditions, there is a risk that the Fund will mirror the UGFF's negative performance, if any. Also, investors should note that at all times the Fund is always subject to currency risk (which is elaborated under Section 2.1 and 2.2).

This Fund is a feeder fund that invests at least 95% of its Net Asset Value in UGFF. The risk management strategies and techniques employed will be at the UGFF level together with its investment strategy that involves diversification among its asset allocation of financial services stocks as well as diversification across global markets as elaborated in Section 3.10.8.

Notwithstanding the above, the Manager may, in consultation with the Trustee and with the Unit Holders' approval, replace UGFF with another fund of a similar objective if, in the

Manager's opinion, UGFF no longer meets this Fund's investment objective, or when acting in the interest of the Unit Holders.

The performance of this Fund is benchmarked against the MSCI World Financials Index (RM). The benchmark chosen for the Fund is consistent and corresponding to the target fund, UGFF except that it is the Ringgit Malaysia equivalent of UGFF's benchmark to allow for similar comparison with the performance of the RM denominated Fund.

For ease of reference, investors may refer to Bloomberg L.P. and/or the Manager for this indicator.

3.10.3 Permitted Investments and Restrictions

This Fund may invest in one collective investment scheme i.e. UGFF, securities/instruments in foreign markets, financial derivatives, liquid assets (including money market instruments and deposits with any financial institutions) and any other investments permitted by the Securities Commission from time to time.

In undertaking the Fund's investments, the Fund must not invest in a fund-of-funds, a feeder fund, or any sub-fund of an umbrella scheme which is a fund-of-funds or a feeder fund.

3.10.4 Collective Investment Schemes

As this Fund is a feeder fund, it will invest predominantly in one collective investment scheme i.e. UGFF.

3.10.5 Financial Derivatives

As UGFF is denominated in Singapore Dollars, the Manager may trade in financial derivatives, which include but is not limited to forwards and swaps, for the purpose of hedging this Fund's exposure to foreign currency. The benefit of any upside of currency movement is limited as the primary interest is to protect the value of the portfolio. The Fund's net market exposure owing to its financial derivatives positions must not exceed the Net Asset Value.

3.10.6 Foreign Securities

The Manager invests at least 95% of the Net Asset Value in units of UGFF, a collective investment scheme constituted in Singapore.

3.10.7 Liquid Assets

The Manager in structuring the Fund's portfolio will maintain a minimum liquid assets level of 2% of the Net Asset Value for the purpose of meeting redemptions and to enable the proper and efficient management of the Fund. However, this does not preclude the Manager from lowering or raising the liquid assets level from the stipulated level for the purpose of accepting sales or to meet redemption payments and to enable proper and efficient management of the Fund.

This Fund shall not borrow in connection with its activities or lend any of its cash or investments unless permitted by the relevant laws pertaining to unit trust funds. However, the Fund may also borrow cash on a temporary basis (i.e. not more than one month) from financial institutions to meet redemption requests. Such borrowing shall not exceed ten (10) per cent of the Net Asset Value at the time the borrowing is incurred.

3.10.8 Information on United Global Financials Fund (formerly known as United Global Capital Fund)

(a) **About United Global Financials Fund (formerly known as United Global Capital Fund)**

UGFF is an open-ended, standalone, unit trust fund constituted in Singapore. It was launched in June 1996. The manager of UGFF is UOB Asset Management Ltd, Singapore (“UOBAM”) and the trustee of UGFF is HSBC Institutional Trust Services (Singapore) Limited. UGFF is regulated by the Monetary Authority of Singapore under the Securities and Futures Act (Chapter 289). With effect from 1 June 2012, UOBAM has changed the name of the target fund from United Global Capital Fund to United Global Financials Fund.

(b) **About UGFF’s manager**

UOB Asset Management Ltd, Singapore (“UOBAM”) is a wholly-owned subsidiary of United Overseas Bank Limited (“UOB Ltd”). Established in 1986, UOBAM has been managing collective investment schemes and discretionary funds in Singapore for 28 years. UOBAM is licensed and regulated by the Monetary Authority of Singapore under the Securities and Futures Act (Chapter 289), Singapore. UOBAM has an extensive presence in Asia with regional business and investment offices in Malaysia, Thailand, Brunei, Taiwan and Japan. UOBAM has two joint ventures: Ping An UOB Fund Management Company and UOB-SM Asset Management Pte Ltd. In addition, UOBAM also has a strategic alliance with UTI International (Singapore) Private Limited.

Through its network of offices, UOBAM offers global investment management expertise to institutions, corporations and individuals through customised portfolio management services and unit trusts. As at the Latest Practicable Date, UOBAM manages 51 unit trusts in Singapore.

As at the Latest Practicable Date, UOBAM and its subsidiaries in the region have a staff strength of over 300 including about 50 investment professionals in Singapore.

(c) **Investment Objective of UGFF**

UGFF aims to achieve long-term capital appreciation by investing, primarily, in securities issued by banks, finance companies, insurers and other corporations which carry on the business of financial services or which derive their revenues from subsidiaries carrying on the business of banking and/or financial services.

(d) **Investment Focus and Approach of UGFF**

UGFF invests in a wide range of sub-sectors within the finance sector. These broad sub-sectors include: traditional lenders (commercial and retail banks); specialised financial service providers; and insurers. UGFF seeks to identify the most attractive companies from the various sub-sectors, with a focus on companies which deliver above average growth, consistently strong underlying profitability as well as trade at reasonable valuations.

Its manager will search for the best ideas from the investment universe. A major portion of UGFF will be invested in stocks listed in the U.S.A., Europe and Asia.

Its manager will look at more than 250 companies globally. These companies fall into one of the three categories of opportunities:

Traditional Lenders (Commercial and Retail Banks)

This sector tends to be amongst the most tightly regulated and most transparent due to the adoption of broadly consistent standards used in the assessment of capital adequacy and financial strength (mandated under the Basel Accord). Regulators tend to favour maintaining well capitalised and profitable institutions given the critical role that this group of institutions play as depositories for personal savings. This bias towards maintaining a healthy and profitable sector, coupled with gradual deregulation in terms of market entry has led to a continued trend towards consolidation and has acted as a catalyst to drive continued operating improvements and has kept the banks' management focused on delivering adequate returns to shareholders.

(a) Retail Banks (Regional Banks)

This sub-sector includes a wide range of institutions in terms of size and scope of operation ranging from thrifts, community banks and regional banks at one end of the spectrum to super regional banks at the other end of the spectrum. What tends to set this group of institutions apart from other financial service providers is the relationship aspect of the credit process – a know-your-customer approach. Several characteristics make this group of companies attractive to investors: (1) best of class behaviour due to the high level of focus on core activities, and (2) this segment tends to be the most active in terms of consolidation (both as targets, but also as consolidators) due to a more limited degree of complexity in their businesses. Examples include: M&T Bank, BB&T Corp, Bank of Ireland, Banco Popular, Hang Seng Bank, United Overseas Bank and Siam Commercial Bank.

(b) Super Regional Banks (Wholesale Banks)

This segment of banks tends to mainly comprise consolidators. They are somewhat similar to the regional banks described above with the principal exceptions that they tend to operate across a range of markets, offer a wider range of products and tend to have a more centralised decision making framework. They tend to have a more systematized approach or high tech (rather than high touch) approach to the business, and are more active in wholesale lending and fee product areas.

Performance across this group of banks has been more mixed. Although it has improved in recent years as key players have started to see the benefits of scale in key businesses, and as capital has been re-deployed from lower growth, lower return segments to higher growth and return opportunities. However, not all strategies adopted have proven successful, with benefits from consolidation frequently over-estimated, or post transaction execution falling short of target. Historically, this group of institutions has been most apt to venture "out of market", taking on exposures which in retrospect proved to be inadequately priced given the underlying level of risk. Due to the higher concentration of wholesale lending among this group of banks, they tend to be more sensitive to the credit cycle. Examples include: US Bancorp, Wells Fargo, Sun Trust, BNP, Societe Generale, Unicredito, Santander, BBVA, Commerzbank, Standard Chartered Bank and DBS Group.

(c) Money Center Banks (Global Banks)

This segment of banks tends to be somewhat similar to the super regional banks, with the notable exceptions that they tend to provide a wider range of financial services and have an even broader focus in terms of markets (typically global). A higher share of their revenues typically come from fee activities

(investment banking, trust services, custodial banking and cash management), and market sensitive revenue streams (trading, direct investment).

Because this group of institutions generally has had a more senior role in the wholesale lending value chain, they have displayed a more systematic approach to pricing and managing credit risk (often due to negative experiences in their past). Customer demand for holistic solutions (especially corporate customers) fits in well with the strategic positioning as they typically have both the product solutions and geographic reach to cater to their needs. Fortune 500 companies typically comprise a key client group for these institutions. Examples of companies include: Citigroup, JPMorgan Chase, Bank of America, UBS, HSBC, Barclays Bank and Deutsche Bank.

Specialised Financial Service Providers

In tandem with the trend towards consolidation and the creation of fully integrated product models or “one-stop shop solutions” for customers, there has been a trend towards specialisation. This has been driven by both out-sourcing and in-sourcing trends as companies seek to achieve best-of-class unit cost positioning and deliver products which internally prove difficult to manufacture. This trend is most pronounced in the U.S.A., the market where the bulk of service innovations have tended to originate. The key reason for the high level of specialisation seen in the U.S.A. is largely due to the large size of the market and the fierce level of competition.

The key attraction of this segment of service providers is that they typically enjoy best-of-class unit cost positioning in the specific segments they tend to operate in. Because they are viewed as service providers and not competitors, they typically achieve scale advantages, which further lift already substantial entry barriers. This group of service providers is generally characterised as a high growth, high return segment. However, due to the more limited diversification across products, there are certain elements of cyclicity that impact these companies from time to time.

(a) Trust and Processing Banks (Custodial Banks)

This segment of specialised companies continues to see high growth and high return prospects as they gain market share from less specialised service providers and as they continue to expand service offerings to cater to customer needs. A key attraction of this segment is the high and rising barriers to entry due to the need for substantial investment in systems, training of personnel, product innovation and high level of integration with the client segment. While this group of companies generally trades at a premium to the broader sector, it does have some degree of market sensitivity. The premium appears to be justified by the lower risk profile, higher growth rates and more sustainable returns. Examples include: Bank of New York Mellon Corp., Northern Trust and State Street Bank.

(b) Payment Processing Services

Today this segment mainly comprises providers of retail payment services including payment clearing services and merchant acquisition services, and card issuance. Payment services has been a high growth segment within financial services as the medium of exchange continues to shift towards non-cash solutions including credit card, debit card and a number e-payment solutions. The growth prospects of this segment are excellent given the structural shift in payment behaviour. However, the industry does face potential challenges related to the setting of interchange fees that could adversely impact revenues and profitability. The composition of listed alternatives in this segment is

heavily skewed to the network solution providers and merchant acquirers. The majority of the issuers have been taken over by more diversified financial institutions. Examples of companies active in this segment include: Visa Inc., Mastercard, Global Payments, American Express, and Wirecard AG.

(c) Asset Managers

This segment has also been an area of high growth and profitability. Like the broker dealer segment it is impacted by market performance. However, as the business model is typically not capital intensive, and as risk is generally not embedded in the balance sheet it has proven to be more resilient in terms of profit levels and profitability. Performance across the industry has varied driven by asset mix, client mix and performance. The more recent downturn in the market performance will continue to weigh on the sectors short-to-medium term growth prospects and will likely result in challenges for some of the more marginal players. However, this is viewed as an opportunity for well run boutique franchises as well as focused scale players to increase market share to mitigate the slower growth rate. Examples of companies include: Blackrock, Franklin Resources, Alliance Bernstein, T. Rowe Price, Legg Mason, Schroders and Aberdeen.

(d) Securities Firms, Broker Dealers and Investment Banks

This segment had been a key beneficiary of de-regulation and financial innovation. Up until 2007 the sector maintained stellar levels of profitability supported, however, by a build up of risk and leverage. This all came to an end with the demise of the sub-prime mortgage and structured finance markets to the point that not only has profitability been adversely impacted, but significant questions over solvency emerged. There have been several high profile casualties from the crisis, and a change in how both regulators and counterparties look at risk. The above changes will keep profitability under pressure for the foreseeable future and prompt a focus back towards more agency driven business models, and/or towards universal banking models as is more common in Europe, albeit excluding the leverage levels. Examples of companies include: Morgan Stanley, Goldman Sachs, UBS, Credit Suisse, Deutsche Bank, Lazard and KBW.

Insurers

This sector is generally perceived as being rather sleepy, but at the same time fairly challenging for investors. Several reasons can explain this: (1) incidences of significant catastrophic losses experienced by property and casualty insurers, (2) increased prevalence of guaranteed investment contracts by life companies, and (3) a willingness by companies to take on more exposure to market risk to compensate for competition in order to achieve return objectives. Additionally a lack of consistent standards to determine reserve levels and solvency requirements makes comparison of companies problematic, particularly when assessed on a cross-border basis (standards are determined locally). For life insurers, further obscuring matters is the use of different accounting practices (for example differing accounting treatment of policy acquisition costs).

(a) Property and Casualty Insurers

This sub-sector includes companies focused on both commercial lines as well as personal lines underwriting. Post Katrina, the market has started to look more carefully at concentration risk and claims paying ability. UGFF's manager expects to see significant shifts in market share, and retention patterns that will impact both primary underwriters and reinsurers. While pricing is temporarily

firm, the influx of new sources of capital as hedge funds enter the market suggests that it may only be a matter of time before price competition intensifies. Examples of companies include: Allstate, Progressive, Chubb, Aviva, Prudential, Allianz and AXA.

(b) Life and Health Insurers

This sub-sector includes companies focused mainly on the provision of life and health insurance as well as the provision of long term savings plans through fixed and variable annuities. This business is typically a spread business where companies benefit from the time gap between when premiums are received and claims are paid. Given the long-tailed nature of the liabilities, life companies tend to hold a higher proportion of their investments in equities and other higher risk investments. As such they are directly impacted by changes in the market value of their investment portfolios. Compounding this, much of the longer term savings business written is based on return assumptions at the date of origination of the contracts. Declines in interest rates and market return can adversely affect the profitability of this business. Examples include: Metlife, The Hartford, Aflac, Sun Life, Aegon, Prudential, ING and Swiss Life.

(c) Re-Insurers

This group of companies provide both property and casualty re-insurance as well as life and health re-insurance to primary insurers. They are generally exposed to the same trends experienced in the primary market, with the exception that they carry different layers of risk than the primary insurers. They effectively serve as a means of risk distribution for the primary insurers. During times where capital is scarce in terms of primary insurance, they function as additional providers of capital by taking on risk from primary insurers. Examples include: Munich RE, Swiss RE, Everest RE, Renaissance RE and XL Capital.

Investment Opportunities in Financial Services

The financial services sector offers sufficient breadth that lends itself well as an investment opportunity across a wide range of economic/business conditions. The strategic importance of the financial services sector (the banking sector in particular) to the smooth function of the broader economy cannot be overstated. The financial services sector serves is regulated and this serves as an additional check above and beyond that of the markets. Regulators are now highly sensitive to both the adequacy of solvency and liquidity levels among financial service providers, and they appear to prefer that returns remain consistently above the respective cost of capital in each sub-sector in order to pre-empt any potential problems.

Potential for High Returns

The leading companies across a wide range of sub-sectors have demonstrated a consistent ability to deliver returns that are substantially above their peer group and in excess of their cost of capital. More recently, due to the cyclical deterioration in the credit environment and reduction in volumes, even the best managed institutions have experienced a squeeze in profitability. There are still good opportunities across a range of sub-sector to identify companies which deliver substantially positive Shareholder Value Added (“SVA”) across a range of operating conditions. Several examples of high SVA companies include: US Bancorp, HSBC, BBVA, Northern Trust, State Street Bank, T. Rowe Price, Global Payments, Visa, Mastercard, HDFC Bank, Banco Itau.

High Growth Opportunities

Two key trends create significant opportunities for above average growth rates among financial service providers:

- (1) rising income levels lead to increased financial intensity, and
- (2) increased outsourcing and product development (evolution).

Increased financial intensity is most noticeable in consumer banking. As wage levels increase, so does consumer credit penetration (or consumer credit as a percentage of gross domestic product). This suggests that institutions in developing regions will see above average growth opportunities in consumer financial services.

Increased specialisation has tended to open up new markets for the best of the breed service providers. This has enabled them to grow in two ways (1) by expanding their product sweep to drive additional revenues from their customer base, and (2) by extending their services into new markets and taking share from traditional service providers.

The trust and processing banks have been able to achieve relatively high growth rates as they have benefited from outsourcing trends and market share gains. This outsourcing opportunity has arisen due to the evolution of products (solutions), which has enabled them to extend the value chain of services on offer to the customer. In addition, they have gained market share as sub-scale competitors are forced to exit the business. This is particularly evident in Europe, where several global banks which lacked comparative advantage in product segments like global custody, have sold portions of their portfolios or entered into alliance with market leaders.

Several examples of high growth companies include: Northern Trust, State Street Bank, HDFC, Banco Itau, Visa, Mastercard.

Predictions, Projections or Forecasts Not Indicative of Performance.

Investors should note that any of the predictions, projections or forecasts above are not necessarily indicative of the future or likely performance of UGFF.

(e) Authorised Investments of UGFF

The authorised investments of UGFF are in accordance with the Code on Collective Investment Schemes issued by the Monetary Authority of Singapore ("Code"). The Code was issued on 23 May 2002 and was revised on 30 September 2011.

1 Permissible Investments

1.1 The UGFF's underlying investments may only consist of the following permissible investments:

- a) transferable securities;
- b) money market instruments;
- c) eligible deposits;
- d) units in other schemes;
- e) financial derivatives; and

- f) shares or securities equivalent to shares that are not listed for quotation or quoted and have not been approved for listing for quotation or quotation on an organised exchange.

“organised exchange” refers to an exchange that is and organised market;

“organised market” refers to an exchange, over-the-counter market or government securities market:

- (i) that is of good repute;
- (ii) that is open to the public or a substantial number of market participants; and
- (iii) on which financial instruments are regularly traded.

1.2 For the purpose of paragraph 1.1,

a) “transferable securities” refer to:

- i) shares or securities equivalent to shares; and
- ii) bonds or other securitised debt instruments,

that meet the requirements of paragraph 1.3 but do not include:

- A) money market instruments; or
 - B) any security the title to which cannot be transferred or can be transferred only with the consent of a third party.
- b) “eligible deposits” refer to deposits with banks licensed under Singapore’s Banking Act (Cap. 19), finance companies licensed under Singapore’s Finance Companies Act (Cap. 108), merchant banks approved as financial institutions under section 28 of the Monetary Authority of Singapore Act (Cap. 186) or any other deposit-taking institution licensed under an equivalent law in a foreign jurisdiction.

Requirements of transferable securities

1.3 Transferable securities shall meet the following requirements:

- a) the maximum potential loss which may be incurred as a result of the investment is limited to the amount paid for it;
- b) the investment is liquid;
- c) the investment is subject to reliable and verifiable valuation on a daily basis; and
- d) there is appropriate information available to the market on the investment or, where relevant, on the portfolio.

Note

In determining whether information on a transferable security is appropriate, UGFF’s manager should consider if the information available on the market is regular and accurate, as well as sufficient to analyse the

investment. For example, reliance on annual or financial reports is acceptable if the UGFF's manager is of the view that it is appropriate.

Requirements on investments in other schemes

1.4 The UGFF may invest in other schemes only if the underlying scheme is:

- a) an authorised or recognised scheme;

Note

Notwithstanding paragraph 1.4(a), UGFF should not invest in an underlying scheme which is a hedge fund or fund-of-hedge funds even if the underlying scheme complies with the Code's Investments Guidelines for Hedge Funds.

- b) a scheme which:
- i) is constituted and regulated in a jurisdiction where the laws and practices afford to participants in Singapore protection at least equivalent to that afforded to participants of schemes which are wholly managed in Singapore;
 - ii) adheres to investment and borrowing guidelines which are substantially similar to those set out in the relevant investment guidelines under the Code; and
 - iii) has a manager that is reputable and supervised by an acceptable financial supervisory authority;
- c) a scheme which is invested in permissible investments, commodities or real estate, meets the requirements set out in paragraph 1.3(a) to (d), for the purposes of this paragraph, the units in the scheme are listed for quotation and traded on an organised exchange.

Note

Restricted schemes, i.e. schemes whose offer of units are only available to relevant persons defined in Section 305(5) of Singapore's Securities & Futures Act (Chapter 289) may be acceptable as underlying investments if they can meet the conditions in paragraph 1.4 (b) or (c).

1.5 UGFF may feed substantially into an underlying fund-of-funds but the underlying fund-of-funds should invest in other schemes directly and not through another fund-of-funds.

Requirements of financial derivatives

1.6 Financial derivatives shall meet the following requirements:

- e) the underlying consists of instruments referred to in paragraph 1.1, commodities*, indices which meet the requirements in the Code pertaining to index funds, interest rates, foreign exchange rates or currencies. In the case of financial derivatives on commodities*, such transactions shall be settled in cash at all times. UGFF's manager shall also undertake in the trust deed of UGFF to settle such transactions in cash and disclose that fact in the UGFF's prospectus;
- f) the financial derivatives are liquid;

- g) the financial derivatives are subject to reliable and verifiable valuation on a daily basis and can be sold, liquidated or closed by an offsetting transaction at any time at their fair value; and
- h) the financial derivatives shall not result in the delivery of investments other than those described in paragraph 1.1(a) to (f).

**Note: UGFF does not participate or invest in derivatives with underlying composite commodities.*

Over-the-Counter (OTC) financial derivatives

1.7 In the case of OTC financial derivatives, reliable and verifiable valuation stated in paragraph 1.6 (c) refers to:

- a) a valuation made by the UGFF's manager based on a current market value; or
- b) where such value is not available, a fair value based on an appropriate valuation model which is checked at an appropriate frequency by an independent party.

The valuation by the UGFF's manager shall not be based solely on a valuation provided by the counterparty to the transaction.

Note

The party who carries out the verification shall be independent of the counterparty as well as the party responsible for the fund management function of UGFF.

(f) Investment limits and restrictions of UGFF

The investment limits and restrictions of UGFF are in accordance with the Code on Collective Investment Schemes issued by the Monetary Authority of Singapore ("Code"). The Code was issued on 23 May 2002 and was revised on 30 September 2011.

1 Spread of Investments

Single entity limit and group limit

1.1 UGFF should comply with the following limits:

- a) Investments in:
 - i) transferable securities; or
 - ii) money market instruments

issued by a single entity should not exceed 10% of UGFF's net asset value ("single entity limit").
- b) Aggregate investments in, or exposures to, a group of entities through:
 - i) transferable securities;
 - ii) money market instruments;

- iii) eligible deposits; and
- iv) counterparty risk exposures arising from the use of over-the-counter (“OTC”) financial derivatives

should not exceed 20% of UGFF’s net asset value (“group limit”). For the purposes of this paragraph, a group of entities refers to an entity, its subsidiaries, fellow subsidiaries and its holding company.

Short-term deposits

- 1.2 The group limit does not apply to placements of eligible deposits arising from:
- a) subscription monies received at any point in time pending the commencement of investment by UGFF; or
 - b) liquidation of investments prior to the termination or maturity of UGFF, where the placing of these monies with various institutions would not be in the interests of participants.

Government and other public debt securities/money market instruments

- 1.3 The single entity limit of 10% may be raised to 35% of UGFF’s net asset value where:
- a) the issuing entity or trust is, or the issue is guaranteed by, either a government, government agency or supranational, that has a minimum long-term rating of BBB by Fitch, Baa by Moody’s or BBB by Standard and Poor’s (including such sub-categories or gradations therein); and
 - b) not more than 20% of UGFF’s net asset value may be invested in any single issue of transferable securities or money market instruments by the same entity or trust.

- 1.4 If there is a downgrade in rating to that below the minimum rating as stated in paragraph 1.3 (a), or if the rating agencies no longer rate the entity or the guarantor, the single entity limit should revert to 10%.

- 1.5 The single entity limit of 10% does not apply where:
- a) the issuing entity or trust is, or the issue is guaranteed by, either a government, government agency or supranational, that has a minimum long-term rating of AA by Fitch, Aa by Moody’s or AA by Standard and Poor’s (including such sub-categories or gradations therein); and
 - b) not more than 20% of UGFF’s net asset value may be invested in any single issue of transferable securities or money market instruments by the same entity or trust.

- 1.6 If there is a downgrade in rating to that below the minimum rating as stated in paragraph 1.5 (a), or if the rating agencies no longer rate the entity or the guarantor, the single entity limit as specified in paragraph 1.1 (a) or 1.3, as the case may be, should apply accordingly.

Unrated and non-investment grade corporate debt securities

- 1.7 The single entity limit of 10% in paragraph 1.1 (a) for bonds and other securitised debt instruments is lowered to 5% of UGFF’s net asset value if the

issuing entity or trust:

- a) is not rated; or
- b) has a long-term rating below that of BBB by Fitch, Baa by Moody's or BBB by Standard and Poor's (including such sub-categories or gradations therein).

1.8 Notwithstanding paragraph 1.7 (a), UGFF's manager may rely on:

- a) the rating of an unrated issuer's parent company provided that an explicit guarantee by the parent company for the issuer is in place; or
- b) its internal rating of an unrated issuer if UGFF's manager has satisfied UGFF's trustee that its internal rating is comparable to a rating issued by Fitch, Moody's or Standard & Poor's.

Commodity-backed debt securities

1.9 UGFF may invest in debt securities that are undated, secured by physical commodities, listed for quotation and traded on an organised exchange, subject to the limit in paragraph 1.12.

Investment in other schemes

Requirements on investments in other schemes

1.10 UGFF may invest in other schemes only if the underlying scheme is:

- a) an authorised or recognised scheme;

Note

UGFF shall not invest in an underlying scheme which is a hedge fund or fund-of-hedge funds even if the underlying scheme complies with the Code's Investments Guidelines for Hedge Funds.

- b) a scheme which:
 - i) is constituted and regulated in a jurisdiction where the laws and practices afford to participants in Singapore protection at least equivalent to that afforded to participants of schemes which are wholly managed in Singapore;
 - ii) adheres to investment and borrowing guidelines which are substantially similar to those set out in the relevant appendices under the code on Collective Investment Scheme ("Code") issued by the Monetary Authority of Singapore ("Authority"); and
 - iii) has a manager that is reputable and supervised by an acceptable financial supervisory authority;
- c) a scheme which is invested in permissible investments, commodities or real estate, meets the Code's requirements of transferable securities (see paragraph 1.3 of the Authorised Investments of UGFF) and, for the purposes of this paragraph, the units in the scheme are listed for quotation and traded on an organised exchange.

Note

Restricted schemes, i.e. schemes whose offer of units are only available to relevant persons defined in Section 305(5) of Singapore's Securities & Futures Act (Chapter 289) may be acceptable as underlying investments if they can meet the conditions in the above paragraph b) and c).

- 1.11 Investments in an underlying scheme which does not satisfy paragraph 1.10 (a) or (b) but satisfies:
- a) paragraph 1.10 (c) and is invested in permissible investments or real estate should not exceed 10% of the UGFF's net asset value; or
 - b) paragraph 1.10 (c) and is invested directly in commodities is subject to the limit in paragraph 1.12.

Alternative exposure limit

- 1.12 Investments in:
- a) shares or securities equivalent to shares that are not listed for quotation or quoted, and have not been approved for listing for quotation or quotation, on an organised exchange;
 - b) debt securities which are undated, secured by physical commodities, listed for quotation and traded on an organised exchange; and
 - c) underlying schemes which do not satisfy paragraph 1.10 (a) or (b) but satisfy paragraph 1.10 (c) and are invested directly in commodities,
- are subject to an aggregate limit of 10% of UGFF's net asset value.

Concentration limit

- 1.13 UGFF should not invest in more than:
- a) 10% of the total outstanding shares, or securities equivalent to shares, of any single entity or trust;
 - b) 10% of each individual issuance of debt securities of any single issuing entity or trust, where such issuance is not part of a debt issuance programme; or where debt securities are issued under a debt issuance programme, 20% of each tranche, subject to a limit of 10% of the overall programme size; and
 - c) 10% of the money market instruments of a single issuing entity or trust.

2 Global Exposure

- 2.1 The global exposure of UGFF to financial derivatives or embedded financial derivatives should not exceed 100% of its net asset value at all times.
- 2.2 UGFF's manager should calculate the global exposure of UGFF based on the:
- a) Commitment approach under the Code; or
 - b) Value at risk (VaR) Approach (including any other variants of the VaR Approach) under the Code, subject to prior consultation with the

Authority.

Commitment Approach

- 2.3 The global exposure of UGFF is calculated as the sum of:
- a) the absolute value of the exposure of each individual financial derivative not involved in netting or hedging arrangements;
 - b) the absolute value of the net exposure of each individual financial derivative after netting or hedging arrangements; and
 - c) the sum of the values of cash collateral received pursuant to:
 - i) the reduction of exposure to counterparties of OTC financial derivatives; and
 - ii) efficient portfolio management techniques relating to securities lending and repurchase transactions,

and that are reinvested.

Netting arrangements

- 2.4 Netting arrangements may be taken into account to reduce UGFF's exposure to financial derivatives.
- 2.5 UGFF may net positions between:
- a) financial derivatives on the same underlying assets, even if the maturity dates are different; or
 - b) financial derivatives and the same corresponding underlying asset, if those underlying assets are transferable securities, money market instruments or units in other schemes.

Hedging arrangements

- 2.6 Hedging arrangements may be taken into account to reduce UGFF's exposure to financial derivatives.
- 2.7 The marked-to-market value of transferable securities, money market instruments or units in schemes involved in hedging arrangements may be taken into account to reduce UGFF's exposure to financial derivatives.
- 2.8 For the purposes of the above paragraphs 2.6 and 2.7, the hedging arrangement shall:
- a) not be aimed at generating a return;
 - b) result in an overall verifiable reduction of the risk of UGFF;
 - c) offset the general and specific risks linked to the underlying being hedged;
 - d) relate to the same asset class being hedged; and

- e) be able to meet its hedging objective in all market conditions.
- 2.9 Notwithstanding paragraph 2.8, financial derivatives used for the purposes of hedging currency exposure may be netted when calculating the global exposure.

Exposure arising from reinvestment of cash collateral

- 2.10 UGFF which reinvests cash collateral received from counterparties of OTC financial derivatives, securities lending or repurchase transactions to generate a return in excess of high quality 3-month government bonds should include in its global exposure calculations the cash amount reinvested.

VaR Approach or its variants

- 2.11 UGFF's manager may apply to the Authority to use the VaR Approach or its variants to calculate the global exposure of UGFF instead of the commitment approach (paragraph 2.3).
- 2.12 The global exposure of UGFF should also take into account exposures arising from the reinvestment of cash collateral.
- 2.13 UGFF's manager shall comply with the guidelines in the Code on alternative approach for calculating global exposure – VaR Approach.

3 Use of Financial Derivatives

Requirements of financial derivatives

Financial derivatives shall meet the following requirements:

- a) *the underlying consists of instruments referred to in paragraph 1.1 of the Authorised Investments of UGFF, commodities*, indices which meet the requirements in the Code pertaining to index funds, interest rates, foreign exchange rates or currencies. In the case of financial derivatives on commodities*, such transactions shall be settled in cash at all times.*
- b) *the financial derivatives are liquid;*
- c) *the financial derivatives are subject to reliable and verifiable valuation on a daily basis and can be sold, liquidated or closed by an offsetting transaction at any time at their fair value; and*
- d) *the financial derivatives shall not result in the delivery of investments other than permissible investments under the Code.*

**Note: UGFF does not participate or invest in derivatives with underlying composite commodities.*

Over-the-Counter (OTC) financial derivatives

In the case of OTC financial derivatives, reliable and verifiable valuation refers to:

- a) *a valuation made by UGFF's manager based on a current market value; or*

- b) *where such value is not available, a fair value based on an appropriate valuation model which is checked at an appropriate frequency by an independent party.*

The valuation by UGFF's manager shall not be based solely on a valuation provided by the counterparty to the transaction.

Spread of underlying assets

- 3.1 The exposure of UGFF to the underlying assets of financial derivatives should be sufficiently diversified on a portfolio basis.
- 3.2 In the case where the underlying assets are transferable securities, money market instruments, eligible deposits or units in other schemes, the limits in the paragraphs under item 1 stated herein, except for the concentration limits, apply on a portfolio basis.

Embedded financial derivatives

- 3.3 Where a transferable security or money market instrument embeds a financial derivative, the requirements in the paragraphs under item 2 and 3 stated herein apply to the embedded financial derivative.
- 3.4 Where the counterparty risk of the embedded derivative is or may be transferred to UGFF, the requirements in the paragraphs under item 4 stated herein also apply to the embedded financial derivative.
- 3.5 A transferable security or money market instrument is considered to be embedding a financial derivative if it contains a component which fulfills the following criteria:
- a) the component results in some or all of the cash flows that otherwise would be required by the transferable security or money market instrument which functions as host contract to be modified according to a variable including but not limited to a specified interest rate, price of a financial instrument, foreign exchange rate, index of prices or rates, credit rating or credit index, and therefore vary in a way similar to a stand-alone financial derivative;
 - b) the component's economic characteristics and risks are not closely related to the economic characteristics and risks of the host contract; and
 - c) the component has a significant impact on the risk profile and pricing of the transferable security or money market instrument.
- 3.6 A transferable security or a money market instrument should not be regarded as embedding a financial derivative where it contains a component which is contractually transferable independently of the transferable security or the money market instrument. Such a component should be deemed to be a separate financial instrument.
- 3.7 Where an instrument is structured as an alternative to an OTC financial derivative or tailor-made to meet the specific needs of UGFF, the instrument should be deemed as embedding a financial derivative.

Cover

- 3.8 A transaction in financial derivatives which gives rise, or may give rise, to a future commitment on behalf of UGFF should be covered as follows:
- a) in the case of financial derivatives which will, or may at the option of UGFF, be cash settled, UGFF should hold, at all times, liquid assets sufficient to cover the exposure;
 - b) in the case of financial derivatives which will, or may at the option of the counterparty, require physical delivery of the underlying assets, UGFF should hold the underlying assets in sufficient quantities to meet the delivery obligation at all times. If UGFF's manager deems the underlying assets to be sufficiently liquid, UGFF may hold as coverage other liquid assets in sufficient quantities, provided that such alternative assets may be readily converted into the underlying asset at any time to meet the delivery obligation.

4 Counterparty of Financial DerivativesOTC financial derivatives

- 4.1 The counterparty of an OTC financial derivative should be subject to prudential supervision by a financial supervisory authority in its home jurisdiction.
- 4.2 Subject to the group limit in paragraph 1.1, the maximum exposure of UGFF to the counterparty of an OTC financial derivative may not exceed:
- a) in the case of an eligible financial institution described in paragraph 4.3, 10% of UGFF's net asset value; or
 - b) in any other case, 5% of UGFF's net asset value
- ("counterparty limits").
- 4.3 For the purpose of paragraph 4.2, an eligible financial institution should have a minimum long-term rating of A by Fitch, A by Moody's or A by Standard and Poor's (including sub-categories or gradations therein). Alternatively, where the financial institution is not rated, UGFF should have the benefit of a guarantee by an entity which has a long-term rating of A (including sub-categories or gradations therein).
- 4.4 The exposure to a counterparty of an OTC financial derivative should be measured based on the maximum potential loss that may be incurred by UGFF if the counterparty defaults and not on the basis of the notional value of the OTC financial derivative.

Recognition of collateral

- 4.5 The exposure to a counterparty may be construed as being lower if collateral is tendered to UGFF. The collateral should meet the following requirements:
- a) it is marked-to-market daily;
 - b) it is liquid;

- c) it is taken into account, on a portfolio basis, for the purposes of the requirements on spread of investments in the paragraphs under item 1 stated herein;
 - d) it is not issued by the counterparty or its related corporations;
 - e) it is held by a custodian which is:
 - i) a financial institution subject to prudential supervision by a financial supervisory authority in its home jurisdiction; and
 - ii) independent of the counterparty;
 - f) it is legally secured from the consequences of the failure of the custodian, counterparty and their related corporations;
 - g) it can be fully enforced by UGFF's trustee at any time;
 - h) it is free from all prior encumbrances; and
 - i) it cannot be sold or given as security interests.
- 4.6 Collateral may only consist of:
- a) cash;
 - b) money market instruments; or
 - c) bonds.
- 4.7 For the purpose of paragraph 4.6, money market instruments and bonds should be issued by, or have the benefit of a guarantee from, a government, government agency or supranational, that has a long-term rating of AAA by Fitch, Aaa by Moody's or AAA by Standard and Poor's (including sub-categories or gradations therein).
- 4.8 Notwithstanding paragraph 4.6, securitised debt instruments as well as money market instruments or bonds with embedded financial derivatives are not eligible as collateral.
- 4.9 UGFF's manager should ensure that it has the appropriate legal expertise to put in place proper collateral arrangements, as well as appropriate systems and operational capabilities for proper collateral management.
- 4.10 Additional collateral should be provided to UGFF no later than the close of the next business day if the current value of the collateral tendered is insufficient to satisfy the counterparty limits in paragraph 4.2.

Reinvestment of collateral

- 4.11 Collateral obtained in the form of cash by UGFF may be reinvested subject to the following requirements:
- a) it is invested in financial instruments consistent with paragraphs 4.6 and 4.7;

- b) the investments are taken into account, on a portfolio basis, for the purposes of the requirements on spread of investments in the paragraphs under item 1 stated herein;
 - c) the investments are held by a custodian which is:
 - i) a financial institution subject to prudential supervision by a financial supervisory authority in its home jurisdiction; and
 - ii) independent of the counterparty;
 - d) the investments are legally secured from the consequences of the failure of the custodian, counterparty and their related corporations;
 - e) the investments cannot be sold or given as security interests; and
 - f) the UGFF's manager is reasonably satisfied that any investment of cash collateral by UGFF will enable UGFF to meet its redemption obligations and other payment commitments.
- 4.12 Notwithstanding paragraph 4.11, the cash collateral obtained should not be invested in transferable securities issued by, or placed on deposit with, the counterparty or its related corporations.
- 4.13 Non-cash collateral obtained by UGFF may not be reinvested.

Recognition of netting

- 4.14 UGFF may net its OTC financial derivative positions with the same counterparty through bilateral contracts for novation or other bilateral agreements between UGFF and its counterparty provided that such netting arrangements satisfy the following conditions:
- a) in the case of a bilateral contract for novation, mutual claims and obligations are automatically amalgamated in such a way that this novation fixes one single net amount each time novation applies and thus creates a legally binding, single new contract extinguishing former contracts;
 - b) UGFF has a netting arrangement with its counterparty which creates a single legal obligation, covering all included transactions, such that, in the event of the counterparty's failure to perform owing to default, bankruptcy, liquidation or any other similar circumstance, UGFF would have a claim to receive or an obligation to pay only the net sum of the positive and negative mark-to-market values of the individual included transactions;
 - c) UGFF's manager obtains written and reasoned legal opinions to the effect that, the netting arrangement is legally enforceable by UGFF against its counterparty, and in particular, in the event of a legal challenge, the relevant courts and administrative authorities would find that UGFF's claims and obligations would be limited to the net sum, as described in the above paragraph 4.14 (b), under:
 - i) the law of the jurisdiction in which the counterparty is incorporated and, if a foreign branch of an entity is involved, also under the law of the jurisdiction in which the branch is located;

- ii) the law that governs the individual included transactions; and
 - iii) the law that governs the netting agreement;
- d) UGFF's manager has procedures in place to ensure that the legal validity of the netting arrangement is kept under review in the light of possible changes in the relevant laws; and
- e) UGFF's manager is reasonably satisfied that the netting arrangement is legally valid under the law of each of the relevant jurisdictions.

Exchange-traded financial derivatives

4.15 Financial derivatives which:

- a) are transacted on an exchange where the clearing house performs a central counterparty role; and
- b) have trades which are characterised by a daily marked-to-market valuation of the financial derivative positions and subject to at least daily margining.

would not be subject to the counterparty limits in paragraph 4.2.

Margins

4.16 Any exposure arising from initial margin posted and the variation margin receivable from a counterparty relating to OTC or exchange-traded financial derivatives, which is not protected against insolvency of the counterparty, is to be included in the counterparty limit.

5 Efficient Portfolio Management (“EPM”) Techniques

Securities lending and repurchase transactions

5.1 UGFF may carry out the following activities for the sole purpose of EPM:

- a) securities lending; and
- b) repurchase transactions.

5.2 UGFF may lend transferable securities and money market instruments:

- a) directly;
- b) through a standardised lending system facilitated by a clearing house which performs a central counterparty role; or
- c) through securities lending agents, who are recognised as specialists in securities lending.

5.3 Securities lending and repurchase transactions should be effected in accordance with good market practice.

Counterparty

5.4 The counterparty to a securities lending agreement or repurchase transaction should:

- a) be a financial institution subject to prudential supervision by a financial supervisory authority in its home jurisdiction; and
 - b) have a minimum long-term rating of A by Moody's, A by Standard and Poor's or A by Fitch (including sub-categories or gradations therein). Alternatively, where the counterparty is not rated, it is acceptable if an entity which has and maintains a rating as stated above indemnifies UGFF against losses suffered as a result of the counterparty's failure.
- 5.5 Where UGFF's manager engages in securities lending and repurchase transactions with any of its related corporations, the UGFF's manager should have effective arrangements in place to manage potential conflicts of interest.
- 5.6 The agreement between UGFF and the counterparty, either directly or through its agent, should require the counterparty to provide additional collateral to UGFF or its agent no later than the close of the next business day if the current value of the eligible collateral tendered is insufficient.

Recognition of collateral

- 5.7 The collateral should meet the following requirements:
- a) it is marked-to-market daily;
 - b) it is liquid;
 - c) it exceeds the value of the transferable securities or money market instruments transferred;
 - d) it is taken into account, on a portfolio basis, for the purposes of the requirements on spread of investments in the paragraphs under item 1 stated herein;
 - e) it is not issued by the counterparty or its related corporations;
 - f) it is held by a custodian or agent which is:
 - i) a financial institution subject to prudential supervision by a financial supervisory authority in its home jurisdiction; and
 - ii) independent of the counterparty;
 - g) it is legally secured from the consequences of the failure of the custodian, counterparty or agent and their related corporations;
 - h) it can be fully enforced by UGFF's trustee at any time;
 - i) it is free from all prior encumbrances; and
 - j) it cannot be sold or given as security interests.
- 5.8 For the purposes of securities lending and repurchase transactions, collateral may only consist of:
- a) cash;
 - b) money market instruments; or
 - c) bonds.

- 5.9 For the purpose of paragraph 5.8, money market instruments and bonds should be issued by, or have the benefit of a guarantee from, an entity or trust that has a minimum long-term rating of A by Fitch, A by Moody's or A by Standard and Poor's (including sub-categories or gradations therein) (collectively, "eligible collateral").
- 5.10 Notwithstanding paragraph 5.8, securitised debt instruments as well as money market instruments or bonds with embedded financial derivatives are not eligible as collateral.

Settlement

- 5.11 UGFF or its agent should receive eligible collateral before, or simultaneously with, the transfer of ownership of the transferable securities lent.
- 5.12 Upon termination of the securities lending or repurchase transaction, the eligible collateral may be remitted by UGFF or its agent after, or simultaneously with the restitution of the transferable securities lent.

Reinvestment of collateral

- 5.13 Collateral obtained in the form of cash by UGFF or its agent may be reinvested subject to the following requirements:
- a) it is invested in financial instruments consistent with paragraphs 5.8 and 5.9;
 - b) the investments are taken into account, on a portfolio basis, for the purposes of the requirements on spread of investments in the paragraphs under item 1 stated herein;
 - c) the investments are held by a custodian which is:
 - i) a financial institution subject to prudential supervision by a financial supervisory authority in its home jurisdiction; and
 - ii) independent of the counterparty;
 - d) the investments are legally secured from the consequences of the failure of the custodian, counterparty or agent and their related corporations;
 - e) the investments cannot be sold or given as security interests; and
 - f) UGFF's manager is reasonably satisfied that any investment of cash collateral by UGFF or its agent, will enable UGFF to meet its redemption obligations and other payment commitments.
- 5.14 Notwithstanding paragraph 5.13, the cash collateral obtained should not be invested in transferable securities issued by, or placed on deposit with, the counterparty or its related corporations.
- 5.15 Non-cash collateral obtained by UGFF or its agent may not be reinvested.

Liquidity

- 5.16 UGFF's manager should ensure that:

- a) the volume of securities lending or repurchase transactions is kept at an appropriate level; and
- b) UGFF or its agent is entitled to terminate the securities lending or repurchase transaction and request the immediate return of its transferable securities lent without penalty, in a manner which enables UGFF to meet its redemption obligations and other payment commitments.

6 Borrowings

- 6.1 UGFF may borrow, on a temporary basis, for the purposes of meeting redemptions and bridging requirements.
- 6.2 UGFF may only borrow from banks licensed under Singapore's Banking Act (Cap. 19), finance companies licensed under Singapore's Finance Companies Act (Cap. 108), merchant banks approved as financial institutions under section 28 of the Monetary Authority of Singapore Act (Cap. 186) or any other deposit-taking institution licensed under an equivalent law in a foreign jurisdiction.
- 6.3 The borrowing period should not exceed one month.
- 6.4 Aggregate borrowings for the purposes of paragraph 6.1 should not exceed 10% of UGFF's net asset value at the time the borrowing is incurred.

(g) Risk Management Procedures of the manager of UGFF Relating to the Use of Financial Derivative Instruments

- (a) UGFF may use or invest in financial derivative instruments for the purposes of hedging existing positions in a portfolio, for efficient portfolio management or a combination of both purposes. Where such instruments are financial derivatives on commodities, such transactions shall be settled in cash at all times.
- (b) The manager of UGFF will ensure that the global exposure of UGFF to financial derivative instruments or embedded financial derivative instruments will not exceed 100% of the net asset value of UGFF at all times. Such exposure will be calculated using the commitment approach as described in, and in accordance with the provisions of, the Code. UGFF may net its over-the-counter financial derivative positions with a counterparty through bilateral contracts for novation or other bilateral agreements with the counterparty, provided that such netting arrangements satisfy the relevant conditions described in the Code, and the manager of UGFF will obtain, or has obtained (as applicable), the legal opinions as stipulated in the Code.
- (c) Description of risk management and compliance procedures and controls adopted by the manager of UGFF:
 - (i) The manager of UGFF will implement various procedures and controls to manage the risk of the assets of UGFF. The decision to invest in any particular security or instrument on behalf of UGFF will reflect the judgement of the manager of UGFF of the benefit of such transactions to UGFF and will be consistent with UGFF's investment objectives in terms of risk and return.
 - (ii) *Execution of trades.* Prior to each trade, the manager of UGFF will ensure that the intended trade will comply with the stated investment

objective, focus, approach and restrictions of UGFF, and that best execution and fair allocation of trades are done. The middle office department of the manager of UGFF will conduct periodic checks to ensure compliance with the investment objective, focus, approach and restrictions (if any) of UGFF. In the event of any non-compliance, the middle office of the manager of UGFF is empowered to instruct the relevant officers to rectify the same. Any non-compliance will be reported to higher management and monitored for rectification.

- (iii) *Liquidity.* In the event there are unexpectedly large redemptions of units of UGFF, there may be a possibility that the assets of UGFF may be forced to be liquidated at below their fair and expected value, especially in illiquid public exchanges or over-the-counter markets. The manager of UGFF will ensure that a sufficient portion of UGFF will be in liquid assets such as cash and cash-equivalents to meet expected redemptions, net of new subscriptions.
 - (iv) *Counterparty exposure.* UGFF may have credit exposure to counterparties by virtue of positions in financial instruments (including financial derivative instruments) held by UGFF. To the extent that a counterparty defaults on its obligations and UGFF is delayed or prevented from exercising its rights with respect to the investments in its portfolio, it may experience a decline in the value of its assets, its income stream and incur extra costs associated with the exercise of its financial rights. Subject to the provisions of the Code, the manager of UGFF will restrict their dealings with counterparties that have a minimum long-term issuer credit rating of above BB+ by Standard and Poor's, an individual rating of above C by Fitch Inc or a financial strength rating of above C by Moody's Investors Service. If any approved counterparty fails this criterion subsequently, the manager of UGFF will take steps to unwind UGFF's position with that counterparty as soon as practicable.
 - (v) *Volatility.* To the extent that UGFF has exposure to financial derivative instruments that allow a larger amount of exposure to a security for no or a smaller initial payment than the case when the investment is made directly into the underlying security, the value of UGFF's assets will have a higher degree of volatility. UGFF may use financial derivative instruments for hedging purposes for reducing the overall volatility of the value of its assets. At the same time, the manager of UGFF will ensure that the total exposure of UGFF to derivative positions will not exceed the net asset value of UGFF, as stated in paragraph (b) above.
 - (vi) *Valuation.* UGFF may have exposure to over-the-counter financial derivative instruments that are difficult to value accurately, particularly if there are complex positions involved. The manager of UGFF will ensure that independent means of verifying the fair value of such instruments are available, and will conduct such verification at an appropriate frequency.
- (d) The manager of UGFF will ensure that the risk management and compliance procedures and controls adopted are adequate and have been or will be implemented and that they have the necessary expertise to control and manage the risks relating to the use of financial derivative instruments. The manager of UGFF may modify the risk management and compliance procedures and controls as they deem fit and in the interests of UGFF.

The prospectus of UGFF is publicly available from UOBAM's website: www.uobam.com.sg

(h) **Performance of UGFF as at 30 September 2014**

Performance	NAV of UGFF	UGFF Benchmark: MSCI World Finance (SGD)
1 month (%)	-0.97	-0.81
3 months (%)	-0.34	0.46
6 months (%)	1.14	2.47
1 year (%)	13.23	11.35
3 years (%)	17.03	19.49
5 years (%)	3.74	4.49
10 years (%)	0.93	-0.66
Since UGFF inception (%)	4.56	3.59

Source: Lipper, a Thomson Reuters Company. Performance as at 30 September 2014, SGD basis with dividends and distributions reinvested, if any. Performance figures for 1 month till 1 year show the % change, while those exceeding 1 year show the average annual compounded return. Past performance is no guide to future performance.

3.11 INFORMATION ON RHB-OSK ENERGY FUND

3.11.1 Objective

The Fund aims to achieve long term* capital appreciation through an investment that is linked to the global energy sector.

Any material change to the objective of this Fund requires the Unit Holders' approval.

*Note: 'long term' in this context refers to a period of between 5-7 years.

3.11.2 Strategy

The Fund seeks to achieve its investment objective by investing up to 100% of its Net Asset Value into Malaysian fixed income instruments and up to 10% of its Net Asset Value as capital payment for exposure to an over-the-counter (OTC) derivative instrument in the form of a one month rolling swap agreement with a counterparty that offers exposure to the performance of a commodity based index [selected from a pool of 4 commodity based indices, namely, the JPMCCI Energy Excess Return Index and 3 other indices based on the JP Morgan Contag Beta Energy Excess Return Index (collectively, the "Contag Indices"), to be determined by the Manager], an exchange traded fund and an equity index.

Henceforth, the Fund will have exposure to the following basket of underlying assets ("Underlying"):

60% of a commodity based index selected from the following:

- i) JPMCCI Energy Excess Return Index
- ii) Contag Beta Energy Excess Return Index-Beta Index
- iii) Contag Beta Energy Excess Return Index-Alpha Index
- iv) Contag Beta Energy Excess Return Index-Alpha Beta Index

20% of Energy Select Sector SPDR Fund (exchange traded fund)

20% of MSCI World Energy Index (an equity index)

The selected commodity based index will provide investors with an exposure to global energy futures. The US-based exchange traded funds will give investors exposure to companies in the conventional energy sector and the equity index will provide investors with exposure to oil related companies. Collectively, the Underlying is reflective of the global energy sector.

About the Underlying:

The JPMCCI Energy Excess Return Index

The JPMCCI Energy Excess Return Index provides investors exposure to the energy commodity markets through investing in commodity futures of Intercontinental Exchange ("ICE") Brent Crude, ICE Gas Oil, New York Mercantile Exchange ("NYMEX") Crude Oil, NYMEX Gasoline, NYMEX Heating Oil and NYMEX Natural Gas. Unlike traditional commodity indices, the JPMCCI Energy Excess Return Index's weighting is based on open interest, which is the total number of outstanding futures contracts held by market participants either at a certain point in time or over a certain period of time. For more information, copies of the rules, the Q&A and risk disclosures of the JPMCCI Energy Excess Return Index are available from the following website: www.jpmorgan.com/jpmcci.

The Contag Indices

The Beta Index, the Alpha Index and the Alpha Beta Index will be collectively called the Contag Indices. The Contag Indices are based on the J.P. Morgan Contag Beta Energy Class A Excess Return Index (the “**Component Contag Index**”), but differ from it because of adjustments made (See “The Beta Index”, “The Alpha Index” and “The Alpha Beta Index”). This summary shall focus on the Component Contag Index and describes how the 3 related Contag Indices differ from it.

*The JP Morgan Contag Beta Energy Class A Excess Return Index (the “**Component Contag Index**”)*

The Component Contag Index provides exposure to energy commodities by being synthetically linked to the performance of certain underlying commodity futures contracts. Every month, the Component Contag Index employs a bespoke selection methodology (known as the Contag contract selection methodology) to select specific commodity futures to which to gain synthetic exposure. The universe of potential underlying futures contracts within the Component Contag Index includes: NYMEX Crude Oil, NYMEX Gasoline, NYMEX Heating Oil, NYMEX Natural Gas, ICE Brent Crude and ICE Gas Oil.

The indicative weightings of the various energy commodities in the Component Contag Index as of 10 October 2014 are as follows:

NYMEX Crude Oil	35.40%
NYMEX Gasoline	7.71%
NYMEX Heating Oil	8.55%
NYMEX Natural Gas	4.62%
ICE Brent Crude	32.30%
ICE Gas Oil	11.42%

The individual components of the Component Contag Index are selected based on the shape of the relevant futures curves. For more information, please refer to the “Contag Contract Selection methodology” described under Section 3.11.9. The weights of individual components are decided by their respective world production quantities. The weights are rebalanced on an annual basis.

The Beta Index

The difference between the Beta Index and the Component Contag Index is a minor one, namely, an adjustment is incorporated in the Beta Index whereby 96 basis points per annum are deducted from the published level of the Beta Index daily.

The Alpha Index

The Alpha Index aims to capture the enhanced roll return achieved by the Contag contract selection methodology of the Beta Index by simultaneously being synthetically long the Beta Index and synthetically short the S&P GSCI™ Energy Excess Return Index, the benchmark against which the Component Contag Index is constructed. An adjustment is incorporated in the Alpha Index whereby 96 basis points per annum are deducted from the published level of the Alpha Index daily.

In effect, this variant aims to track the outperformance of the Component Contag Index against its own benchmark, the S&P GSCI™ Energy Excess Return Index.

The intended outcome is a low volatility, long-short strategy that captures the roll profit (See “**Rolling of Futures**”) and reduces correlation of the Alpha Index to the spot movement in the physical energy commodities underlying the relevant futures contracts.

The Alpha Beta Index

The Alpha Beta Index aims to provide directional exposure to the energy commodities sector while also enhancing the returns by capturing additional enhanced roll return achieved by the Contag contract selection methodology. It does so by simultaneously being synthetically long the Beta Index and the Alpha Index in equal proportion. An adjustment incorporated in the Alpha Index whereby 192 basis points per annum are deducted from the published level of the Alpha Index daily.

Alternatively expressed, this index is effectively 2 times long the Beta Index and 1 times short the S&P GSCI™ Energy Excess Return Index.

Energy Select Sector SPDR Fund

The Energy Select Sector SPDR Fund is an exchange traded fund incorporated in the USA. The fund's objective is to provide investment results that correspond to the performance of the Energy Select Sector Index. This index includes companies that develop and produce crude oil and natural gas, provide drilling and other energy related services.

MSCI World Energy Index

The MSCI World Energy Index is a free-floated weighted equity index that was developed with a base value of 100 on 3 December 1998. The constituents of this index comprise 120 oil related companies.

The Fund's portfolio will be structured as follows:

90% to 100% of Net Asset Value

- Investments in Malaysian bonds, money market instruments, cash and deposits with financial institutions.

Up to 10% of Net Asset Value

- As capital payment for exposure to a derivative instrument in the form of a swap agreement that will provide the Fund with exposure to the global energy sector. With this capital payment, the Fund can have a notional amount of up to 100% of its Net Asset Value exposed to the Underlying which are linked to the global energy sector.

To gain exposure to this Underlying, the Fund will enter into monthly swap agreements (each a "Swap Agreement" and collectively the "Swap Agreements") with J.P. Morgan Chase Bank Berhad (the "Swap Counterparty") an indirect wholly owned subsidiary of JPMorgan Chase Bank N.A. The Swap Agreements are denominated in Ringgit Malaysia ("RM").

About the Swap Counterparty:

J.P. Morgan Chase Bank Berhad

J.P. Morgan Chase Bank Berhad is a licenced bank in Malaysia whose principal activities are banking and related financial services. J.P. Morgan Chase Bank Berhad is a direct subsidiary of J.P. Morgan International Finance Limited, which is ultimately held 100% by JPMorgan Chase Bank, N.A.

JPMorgan Chase Bank, N.A.

JPMorgan Chase Bank, N.A. is one of the principal bank subsidiaries of JPMorgan Chase & Co., which is a leading global financial services firm and one of the largest banking institutions in the United States, with operations worldwide. JPMorgan Chase Bank, N.A. offers a wide range of banking services to its customers both in the United States and internationally, including investment banking, financial services for consumers and small

businesses, commercial banking, financial transactions processing and asset management. As of 30 June 2014, JPMorgan Chase Bank, N.A. had total assets of US\$2.5 trillion, and total stockholders' equity of US\$227.3 billion.

As of the Latest Practicable Date, JPMorgan Chase Bank, N.A.'s long-term senior unsecured debt was rated A+ by Standard and Poor's Ratings Services. Credit ratings may be adjusted over time, and there is no assurance that these credit ratings will be effective after the Latest Practicable Date. A credit rating is not a recommendation to buy, sell or hold any securities or other financial instruments.

At the commencement of a Swap Agreement, the Manager will determine the notional amount that the Fund will be exposing to the Underlying and the commodity based index to be exposed to after considering factors such as global economic outlook, general market sentiments, shape of the applicable underlying commodity futures curves and outlook of the energy sector. At all times, this notional amount shall not exceed the Net Asset Value of the Fund at the time of entering into each Swap Agreement with the Swap Counterparty. Thus, the Fund can have up to 100% of its Net Asset Value exposed to the Underlying. Thereafter, the Fund will pay the Swap Counterparty 10% of the notional amount of the Fund's exposure to the Underlying as capital payment upon commencement of each new Swap Agreement. At the agreed predetermined settlement period, the calculation agent of the Swap Agreement will calculate the performance of the Underlying net of the swap transaction fee and applicable taxes (if any). As the Underlying is originally US Dollar based, the reported Underlying quotations will be translated to RM daily based on the rate of exchange fixing for the conversion of USD/RM on the next business day at 11 a.m. Malaysian time or such other time as may be determined by the Manager.

The Fund will settle with the Swap Counterparty on the gain or loss on the Underlying on the termination of each Swap Agreement. Any gain or loss would be added to or deducted from the 10% capital sum that was paid to the Swap Counterparty on the commencement of each Swap Agreement. Any net amount due to the Fund would be payable by the Swap Counterparty on the settlement day or any amount due to the Swap Counterparty (i.e. where the loss exceeds the capital sum) would be payable by the Fund on the settlement day.

About the Swap Agreement

Each Swap Agreement will cover terms of each swap transaction including, among others, the provisions relating to its termination whereby upon the occurrence of certain events with respect to either the Swap Counterparty or the Manager and/or the Trustee acting on behalf of the Fund (including, without limitation, failure to pay, insolvency and the imposition of withholding tax on the payments due by either party), the Swap Agreement can be terminated. Upon such termination, either party to the Swap Agreement can be liable to make a termination payment (regardless of which party may have caused such termination) based on various factors, including without limitation, the mark to market value of the Swap Agreement at such time, as determined by the Swap Counterparty.

The balance of the assets of the Fund which is principally cash will be invested in Malaysian fixed income securities, money market instruments and/or deposits for extra yield as well as to maintain liquidity reserves.

The cash assets of the Fund will be invested in Malaysian fixed income securities, money market instruments, fixed income/money market collective investment schemes, cash and deposits with financial institutions. The Malaysian fixed income securities will be that of debt securities issued by corporations, financial institutions and government (comprising amongst others of convertible debt securities, redeemable debt securities, bonds/securities that are issued and/or guaranteed by the government or quasi-government agencies, corporate bonds carrying at least A ratings by RAM Rating Services Berhad or the equivalent rating by any other reputable rating agency, while investments in short term instruments shall carry at least

P2 ratings by RAM Rating Services Berhad or the equivalent rating by any other reputable rating agency).

To illustrate the structure, we assume the Fund receives RM100 million from investors. The Fund will execute a monthly Swap Agreement with the Swap Counterparty to gain exposure to the Underlying. At the commencement of the Swap Agreement, if the Manager after due consideration decides that the Fund will have a notional amount of RM100 million exposure to the performance of the Underlying (in view of the Manager’s positive outlook of the energy sector), the Fund will then pay the Swap Counterparty a capital payment 10% of the notional amount of the Fund’s exposure to the Underlying i.e. RM10 million in return for the RM100 million exposure to the Underlying. The balance of RM90 million will be invested in Malaysian fixed income securities and money market instruments for extra yield as well as to maintain liquidity reserves. However, if the Manager views the sector to be volatile or has a negative view, it may adopt a lower notional amount of say, RM70 million exposure to the performance of the Underlying. The Fund will then pay the Swap Counterparty a capital payment of 10% of the notional amount of the Fund’s exposure to the Underlying i.e. RM7 million in return for the RM70 million exposure to the Underlying. The balance of RM93 million will be invested in Malaysian fixed income securities and money market instruments for extra yield as well as to maintain liquidity reserves.

At the agreed predetermined settlement period, the calculation agent of the Swap Agreement will calculate the performance of the Underlying in RM. If the Underlying performance is positive, the Swap Counterparty will pay the Fund the capital sum plus the gains on the Underlying in RM. Conversely, if the Underlying performance is negative, the Fund will have to pay the loss incurred on the Underlying from the capital sum paid to the Swap Counterparty or from the money market/Malaysian fixed income investments if the capital sum paid is insufficient to cover the losses incurred.

INVESTMENT FLOW OF THE FUND

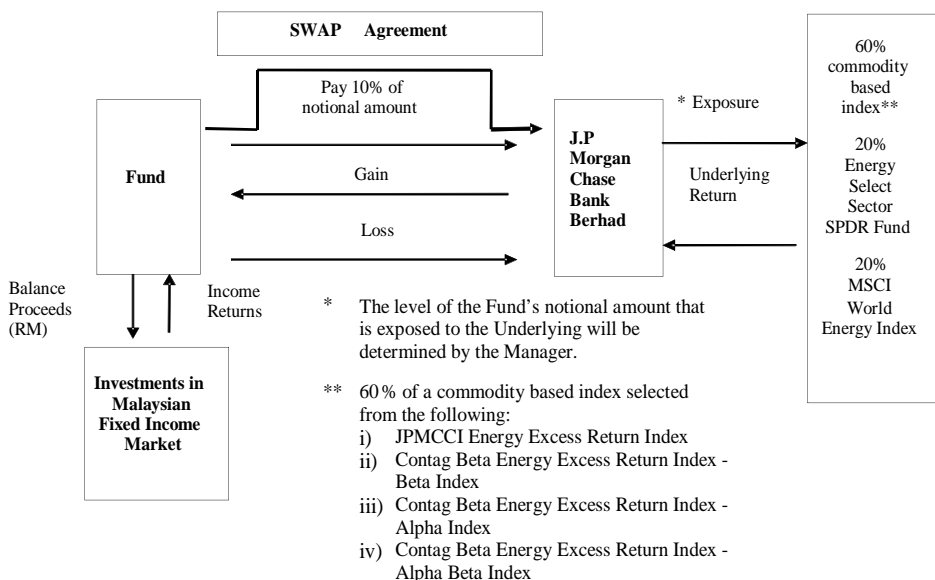


Illustration on the Computation of the Underlying Performance

Days of Month	A Commodity Based Index* RM ("Index")	Index Performance %	(a) 60% of Index Performance %	Energy Select Sector SPDR Fund (ETF) RM	ETF Performance %	(b) 20% of ETF Performance %
0	100			105.00		
1	105	5.00	3.00	106.00	0.95	0.19
2	99	-1.00	-0.60	104.50	-0.48	-0.10
3	115	15.00	9.00	104.00	-0.95	-0.19
4	125	25.00	15.00	107.00	1.90	0.38
5	120	20.00	12.00	112.00	6.67	1.33
6	120	20.00	12.00	112.00	6.67	1.33
7	120	20.00	12.00	112.00	6.67	1.33
:	:	:	:	:	:	:
:	:	:	:	:	:	:
27	115	15.00	9.00	115.10	9.62	1.92
28	118	18.00	10.80	116.20	10.67	2.13
29	124	24.00	14.40	110.00	4.76	0.95
30	127	27.00	16.20	117.00	11.43	2.29
31	125	25.00	15.00	116.50	10.95	2.19

Days of Month	MSCI World Energy Index ("Equity index") RM	Equity index Performance %	(c) 20% of Equity index Performance %	(d) Notional Amount of the Fund's Exposure RM	(a+b+c) x d Underlying Performance Amount RM
0	200.00			100,000,000.00	
1	202.00	1.00	0.20	100,000,000.00	3,390,000.00
2	199.34	-0.33	-0.07	100,000,000.00	(770,000.00)
3	207.30	3.65	0.73	100,000,000.00	9,540,000.00
4	203.32	1.66	0.33	100,000,000.00	15,710,000.00
5	202.00	1.00	0.20	100,000,000.00	13,530,000.00
6	202.00	1.00	0.20	100,000,000.00	13,530,000.00
7	202.00	1.00	0.20	100,000,000.00	13,530,000.00
:	:	:	:	:	:
:	:	:	:	:	:
27	202.00	1.00	0.20	100,000,000.00	11,120,000.00
28	206.24	3.12	0.62	100,000,000.00	13,550,000.00
29	199.34	-0.33	-0.07	100,000,000.00	15,280,000.00
30	200.66	0.33	0.07	100,000,000.00	18,560,000.00
31	202.00	1.00	0.20	100,000,000.00	17,390,000.00

*A commodity based index ("Index") selected from the following:

- i) JPMCCI Energy Excess Return Index
- ii) Contag Beta Energy Excess Return Index-Beta Index
- iii) Contag Beta Energy Excess Return Index-Alpha Index
- iv) Contag Beta Energy Excess Return Index-Alpha Beta Index

NOTE:

1. The Underlying components are originally quoted in US Dollars and are converted by the calculation agent of the Swap Agreement into Ringgit Malaysia (RM) at each valuation and when a rebalancing exercise of the notional amount is made. Hence, the Index level, Equity index level and the price of the ETF quoted are already adjusted for currency movements between US and RM.
2. All quotations provided by the calculation agent of the Swap Agreement in respect of the Index, Equity index and the ETF are after adjusting for currency movements and transaction costs.
3. The Fund can have a notional amount of up to 100% of its NAV exposed to the Underlying via the Swap Agreement. Generally, the notional amount exposed to the Underlying is rebalanced monthly. At each rebalancing exercise, the then prevailing Swap Agreement is terminated and a new Swap Agreement is executed for the new notional amount, if any.
4. The Underlying Performance Amount in the illustration refers to the Fund's return and is calculated based on the sum of each Underlying performance at the ratio of 60% of Index performance : 20% of ETF performance : 20% of Equity index performance (i.e. the sum of each Underlying Performance x Notional Amount).
5. The Notional Amount in this illustration is the Fund's exposure to the Underlying as determined by the Manager.

Please note that the above illustration is NOT an assurance/projection, prediction or forecast/indication of the future performance of the Fund's Underlying or the Fund.

The Fund's notional amount exposed to the Underlying and the commodity based index to be exposed to will be determined by the Manager after considering factors such as the global economic outlook, general market sentiments, shape of the applicable underlying commodity futures curves and the outlook of the energy sector. The Manager will generally rebalance the Fund's exposure on a monthly basis (or on such other frequency as the Manager and the Swap Counterparty may agree from time to time). At each rebalancing exercise, the then prevailing Swap Agreement is terminated and a new Swap Agreement for the new notional amount, if any, is executed. Notwithstanding the monthly rebalancing, the Manager may also at any time institute a rebalancing exercise of the Fund's notional amount that is exposed to the Underlying if it deems expedient to do so, such as to increase or decrease the notional amount of the Fund's exposure to the Underlying in response to cash inflows/outflows of the Fund or other factors such as global economic, political or any market conditions. At the point of each rebalancing, the notional amount of the Fund's exposure to the Underlying shall not exceed the Net Asset Value. The Manager may also institute a rebalancing exercise if at any time the Underlying performance loses 10% or more of the Fund's notional amount that is exposed to the Underlying.

Illustration of the rebalancing process of the Fund's notional amount that is exposed to the Underlying**1. Rebalancing reason: Change to the Notional Amount of the Fund's exposure to the Underlying**

Day of Month	A Commodity Based Index* (RM ("Index"))		Index Performance		(a) 60% of Index Performance		Energy Select Sector SPDR Fund ("ETF")		ETF Performance		(b) 20% of ETF Performance		MSCI World Energy Index ("Equity index")		(c) Equity index Performance		20% of Equity Index Performance		
	RM	%	RM	%	RM	%	RM	%	RM	%	RM	%	RM	%	RM	%	RM	%	
0	100.0						105.00						200						
1	101.0	1.00	1.00	0.60	105.10	0.10	105.10	0.10	0.10	0.10	0.02	200.66	0.33	200.66	0.33	0.07	0.07	0.07	
2	101.5	1.50	1.50	0.90	105.20	0.19	105.20	0.19	0.19	0.19	0.04	200.94	0.47	200.94	0.47	0.09	0.09	0.09	
3	102.0	2.00	2.00	1.20	105.30	0.29	105.30	0.29	0.29	0.29	0.06	201.06	0.53	201.06	0.53	0.11	0.11	0.11	

Day of Month	(d) Notional Amount of the Fund's Exposure		(a+b+c) x d Underlying Performance Amount		Notional Adjustment Amount	
	RM	%	RM	%	RM	%
0	100,000,000.00				100,000,000.00	
1	100,000,000.00		690,000.00		100,000,000.00	No
2	100,000,000.00		1,030,000.00		80,000,000.00	Yes
						Rebalancing

*A commodity based index ("Index") selected from the following:

- i) JPMCCI Energy Excess Return Index
- ii) Contag Beta Energy Excess Return Index-Beta Index
- iii) Contag Beta Energy Excess Return Index-Alpha Index
- iv) Contag Beta Energy Excess Return Index-Alpha Beta Index

CHAPTER 3: INFORMATION ON THE FUNDS

ENERGY

NOTE:

1. Although rebalancing of the Fund's notional amount that is exposed to the Underlying is carried out monthly, the Manager will carry out a rebalancing exercise whenever the Manager considers it expedient to do so such as to increase or decrease the Fund's notional amount that is exposed to the Underlying. In the above illustration, the Manager carried out a rebalancing exercise to decrease the Fund's notional amount that is exposed to the Underlying. At each rebalancing exercise the notional amount of the Fund that is exposed to the Underlying must not exceed the Fund's NAV. Also, the then prevailing Swap Agreement is terminated and a new Swap Agreement is executed for the new notional amount, if any.
2. At each rebalancing exercise, a settlement of the gain or loss is made with the Swap Counterparty.
3. After the rebalancing exercise on Day 2, a new Swap Agreement will be executed at the same time to reflect the revised notional amount. The new reference level of the Index, Equity index level and the ETF for the computation of returns on Day 3 onwards would be based on the execution price of the Swap Counterparty. The execution price is the actual average price transacted by the Swap Counterparty to gain exposure to the Underlying for the revised notional amount.

Rebalancing reason: Change to the Notional Amount of the Fund's exposure to the Underlying (cont'd)

After Rebalancing:

Day of Month	A Commodity Based Index* (RM) ("Index")	Index Performance	(a)		Energy Select Sector SPDR Fund ("ETF")	ETF Performance	(b)		MSCI World Energy Index ("Equity index")	(c)	
			60% of Index Performance	%			20% of ETF Performance	%		Equity index Performance	%
2	101.0	%	%	RM	105.00	%	%	RM	200.94	%	%
3	102.0	0.99	0.59	105.30	105.30	0.29	0.06	202.69	202.69	0.87	0.17
4	101.3	0.30	0.18	105.00	105.00	0.00	0.00	202.29	202.29	0.67	0.13
5	100.9	-0.10	-0.06	104.90	104.90	-0.10	-0.02	200.68	200.68	-0.13	-0.03

Day of Month	(d) Notional Amount of the Fund's Exposure	(a+b+c) x d Underlying Performance Amount	Notional Adjustment Amount
	RM	RM	RM
2	80,000,000.00		80,000,000.00
3	80,000,000.00	656,000.00	80,000,000.00
4	80,000,000.00	248,000.00	80,000,000.00
5	80,000,000.00	(88,000.00)	100,000,000.00
			Rebalancing
			No
			No
			Yes

*A commodity based index ("Index") selected from the following:

- i) JPMCCI Energy Excess Return Index
- ii) Contag Beta Energy Excess Return Index-Beta Index
- iii) Contag Beta Energy Excess Return Index-Alpha Index
- iv) Contag Beta Energy Excess Return Index-Alpha Beta Index

NOTE:

1. Although rebalancing of the Fund's notional amount that is exposed to the Underlying is carried out monthly, the Manager will carry out a rebalancing exercise whenever the Manager considers it expedient to do so such as to increase or decrease the Fund's notional amount that is exposed to the Underlying. In the above illustration, the Manager will carry out a rebalancing exercise on Day 5 to increase the Fund's notional amount exposed to the Underlying. At each rebalancing exercise the notional amount of the Fund that is exposed to the Underlying must not exceed the Fund's NAV. Also, the then prevailing Swap Agreement is terminated and a new Swap Agreement is executed for the new notional amount, if any.
2. At each rebalancing exercise, a settlement of the gain or loss is made with the Swap Counterparty.
3. After the rebalancing exercise on Day 5 and settlement of the trade, a new Swap Agreement will be executed at the same time to reflect the revised notional amount. The new reference level of the Index, Equity index level and the ETF for computation of returns on Day 6 onwards would be based on the execution price of the Swap Counterparty. The execution price is the actual average price transacted by the Swap Counterparty to gain exposure to the Underlying for the revised notional amount.

2. Rebalancing reason: Performance of Underlying with a loss of 10% or more.

Day of Month	A Commodity Based Index* (RM ("Index"))		Index Performance		60% of Index Performance		Energy Select Sector SPDR Fund ("ETF")		ETF Performance		20% of ETF Performance		MSCI World Energy Index ("Equity index")		Equity index Performance		(c) 20% of Equity index Performance	
			%		%		RM	%	%		%	%		RM	%	%	%	%
0	100.0						105.00						200					
1	101.0	1.00	0.60			105.10	0.10	0.02				200.66	0.33			0.33		0.07
2	101.5	1.50	0.90			105.20	0.19	0.04				200.94	0.47			0.47		0.09
3	98.0	-2.00	-1.20			105.00	0.00	0.00				199.34	-0.33			-0.33		-0.07
4	90.0	-10.00	-6.00			95.00	-9.52	-1.90				175.42	-12.29			-12.29		-2.46

Day of Month	(a)+(b)+(c) Total Performance Of Underlying	
	%	Rebalancing
0	-	
1	0.69	No
2	1.03	No
3	-1.27	No
4	-10.36	Yes

*A commodity based index ("Index") selected from the following:

- i) JPMCCI Energy Excess Return Index
- ii) Contag Beta Energy Excess Return Index-Beta Index
- iii) Contag Beta Energy Excess Return Index-Alpha Index
- iv) Contag Beta Energy Excess Return Index-Alpha Beta Index

CHAPTER 3: INFORMATION ON THE FUNDS

ENERGY

NOTE:

1. Although rebalancing of the Fund's notional amount that is exposed to the Underlying is carried out monthly, the Manager will carry out a rebalancing exercise whenever the performance of the Underlying falls 10% or more. In the above illustration the Manager will carry out a rebalancing exercise of the Fund's notional amount that is exposed to the Underlying at end of the Day 4 as the Underlying performance has dropped by at least 10%.
2. At each rebalancing exercise, a settlement of the gain or loss is made with the Swap Counterparty. Also, the then prevailing Swap Agreement is terminated and a new Swap Agreement is executed for the new notional amount exposed, if any.
3. After the rebalancing exercise on Day 4, a new Swap Agreement will be executed at the same time to reflect the revised notional amount. The new reference level of the Index, Equity index level and the ETF for computation of returns on Day 5 onwards would be based on the execution price of the Swap Counterparty. The execution price is the actual average price transacted by the Swap Counterparty to gain exposure to the Underlying for the revised notional amount.

Rebalancing reason: Performance of Underlying with a loss of 10% or more (cont'd)

After Rebalancing:

Day of Month	A Commodity Based Index* (RM) ("Index")	Index Performance	(a)		Energy Select Sector SPDR Fund ("ETF")	ETF Performance	(b)		MSCI World Energy Index ("Equity index")	(c)	
			60% of Index Performance	%			20% of ETF Performance	%		Equity index Performance	20% of Equity index Performance
4	90.1	%		%	RM	%		RM	%		
5	102.0	13.21	7.92	105.30	105.30	10.73	2.15	200.97	14.45	2.89	
6	101.3	12.43	7.46	105.00	105.00	10.41	2.08	200.57	14.22	2.84	
7	102.0	13.21	7.92	105.10	105.10	10.52	2.10	200.83	14.37	2.87	

CHAPTER 3: INFORMATION ON THE FUNDS

ENERGY

Day of Month	(a)+(b)+(c) Total Performance of Underlying		Rebalancing
	%		
4	-		
5	12.96		No
6	12.38		No
7	12.89		No

*A commodity based index ("Index") selected from the following:

- i) JPMCCI Energy Excess Return Index
- ii) Contag Beta Energy Excess Return Index-Beta Index
- iii) Contag Beta Energy Excess Return Index-Alpha Index
- iv) Contag Beta Energy Excess Return Index-Alpha Beta Index

NOTE:

- I. No rebalancing exercise is required if the Underlying performance is a positive even though it has exceeded 10%.

Please note that the above illustration is NOT an assurance/projection, prediction or forecast/indication of the future performance of the Fund's Underlying or the Fund.

To mitigate the risks relating to the use of the Swap Agreement, the Manager will only enter into the Swap Agreement with a counterparty which is a bank or a financial institution with minimum long-term issuer credit rating of at least A by Standard and Poor's or the equivalent rating by any other global rating agency.

Notwithstanding anything herein mentioned, the Manager may change the Swap Counterparty and/or Underlying to such other counterparty or underlying at any time as the Manager deems fit when acting in the interest of the Unit Holders. Any such change will be made known to the investor through the interim and annual report and/or by letter.

The Fund also complies with the permitted investments and restrictions imposed by the Securities Commission. Adherence to the permitted investment and restrictions also helps the Manager to risk-manage the Fund's portfolio in terms of diversification. Moreover, the Manager in making its investment decisions shall at all times comply with the investment restrictions of the Fund and requirements as set out in the Deed.

The performance of the Fund is benchmarked against a composite benchmark comprising:
60% S&P GSCI Energy Official Close Excess Return Index (RM)
40% MSCI World Energy Index (RM).

The composite benchmark chosen best represents the Fund's investment strategy and the Fund's principle source of returns.

For ease of reference, investors may refer to Bloomberg L.P. and/or the MSCI website (www.msci.com) for these indicators.

3.11.3 Permitted Investments and Restrictions

This Fund may invest in fixed income securities traded on Bursa Malaysia or any other market considered as an Eligible Market, collective investment schemes, financial derivatives, structured products, liquid assets (including money market instruments and deposits with any financial institutions) and any other investments permitted by the Securities Commission from time to time.

The acquisition of such permitted investments is subject to the following restrictions:

- (a) The value of the Fund's investments in debentures issued by any single issuer must not exceed twenty (20) per cent of the Net Asset Value, or any other limit as may be prescribed by the Securities Commission from time to time.
- (b) The value of the Fund's investments in debentures issued by any single issuer may exceed twenty (20) per cent but must not exceed thirty (30) per cent of the Net Asset Value, or any other limit as may be prescribed by the Securities Commission from time to time, if the debentures are rated by any global or domestic rating agency to be the best quality and offer the highest safety of timely payment of interest and principal.
- (c) The value of the Fund's placement in deposits with any single financial institution must not exceed twenty (20) per cent of the Net Asset Value, or any other limit as may be prescribed by the Securities Commission from time to time.
- (d) The value of the Fund's investments in debentures issued by any group of companies must not exceed thirty (30) per cent of the Net Asset Value, or any other limit as may be prescribed by the Securities Commission from time to time.
- (e) The value of the Fund's investments in structured products issued by a single counterparty must not exceed fifteen (15) per cent of the Net Asset Value, or any other limit as may be prescribed by the Securities Commission from time to time. This single counterparty limit may be exceeded if the counterparty has a minimum long term rating that

indicates very strong capacity for timely payment of financial obligations provided by any domestic or global rating agency and the structured product has a capital protection feature. When this applies, the calculation of the aggregate value to determine compliance with item (f) should exclude the value of investments in structured product.

- (f) The aggregate value of the Fund's investments in debentures, money market instruments, deposits, over-the-counter ("OTC") financial derivatives and structured products issued by or placed with (as the case may be) any single issuer/financial institution must not exceed twenty five (25) per cent of the Net Asset Value, or any other limit as may be prescribed by the Securities Commission from time to time. For the purpose of calculation of this limit, where the single issuer limit is increased to thirty (30) per cent of the Net Asset Value or such other limit as prescribed by the Securities Commission pursuant to paragraph (b), the aggregate value of the Fund's investment must not exceed thirty (30) per cent, or such other limit prescribed by the Securities Commission from time to time.
- (g) The value of the Fund's investments in units/shares of any collective investment scheme must not exceed twenty (20) per cent of the Net Asset Value, or any other limit as may be prescribed by the Securities Commission from time to time.
- (h) The value of the Fund's OTC financial derivatives transactions with any single counterparty must not exceed ten (10) per cent of the Net Asset Value, or any other limit as may be prescribed by the Securities Commission from time to time; and the Fund's exposure to the underlying assets (vide the derivatives) must not exceed the Fund's investment spread limits as stipulated in (a), (b), (c), (d), (e), (f) and (g) above. In addition, the Fund's net market exposure owing to its financial derivatives positions must not exceed the Net Asset Value.
- (i) The Fund's investments in debentures must not exceed twenty (20) per cent of the debentures issued by any single issuer, or any other limit as may be prescribed by the Securities Commission from time to time.
- (j) The Fund's investments in money market instruments must not exceed ten (10) per cent of the instruments issued by any single issuer, or any other limit as may be prescribed by the Securities Commission from time to time. Such limit does not apply to money market instruments that do not have a pre-determined issue size.
- (k) The Fund's investments in collective investment schemes must not exceed twenty five (25) per cent of the units/shares in any one collective investment scheme, or any other limit as may be prescribed by the Securities Commission from time to time.

The limits and restrictions mentioned herein must be complied with at all times based on the most up-to-date value of the Fund's investments. However, a 5% allowance in excess of the limits or restrictions is permitted where the limits or restrictions is breached through an appreciation or depreciation of the Net Asset Value (whether as a result of an appreciation or depreciation of the investments or as a result of repurchase of units of the Fund or payment made from the Fund). The Manager will not make any further acquisitions to which the relevant limit is breached, and the Manager will within a reasonable period of not more than three (3) months from the date of the breach take all necessary steps and actions to rectify the breach. Such limits and restrictions however, do not apply to securities/instruments that are issued or guaranteed by the Malaysian government or Bank Negara Malaysia.

3.11.4 Collective Investment Schemes

The Manager will only make such investments where the Manager expects those investments to complement the objective and enhance the performance of this Fund. In addition, the Manager will only make such investments if the target fund is registered/authorised/approved by the relevant regulatory authority in its home jurisdiction as the case may be and which

operates within the general investment principles of the Guidelines on Unit Trust Funds issued by the Securities Commission. The Fund's investments in collective investment schemes (if any) shall always be made subject to the restrictions stipulated in Section 3.11.4 (g) and (k).

3.11.5 Financial Derivatives

The Fund will invest in an over-the-counter derivative instrument in the form of a swap agreement with J.P. Morgan Chase Bank Berhad, that will give the Fund exposure to the performance of a basket of underlying assets, namely, 60% of a commodity based index*, 20% of Energy Select Sector SPDR Fund and 20% of MSCI World Energy Index, which are linked to the global energy sector. As this derivative can have a notional amount of up to 100% of its Net Asset Value exposed to the underlying assets, there is a likelihood of high volatility in the Net Asset Value per unit. The Manager will monitor the credit rating of J.P. Morgan Chase Bank Berhad ("JPM") and terminate the Swap Agreement should JPM's rating fall below the minimum required by the relevant laws.

In addition, the Manager may participate in futures contracts and other financial derivatives, when appropriate. The category of financial derivatives to be participated in shall be the interest rates futures contracts and bonds futures contracts, forwards and swaps or any other categories and/or types of futures contracts or financial derivatives that may be allowable by the relevant authorities from time to time. The Fund's participation in financial derivatives is basically to hedge the portfolio from any unexpected interest rate movements in the underlying fixed income market as well as to hedge against any opportunity loss arising from its uninvested cash. The benefit of any upside of interest rate movement in the underlying fixed income market is limited as the primary interest is to protect the value of the portfolio. The Fund's investments in financial derivatives shall always be subject to the restrictions stipulated in Section 3.11.3 (f) and (h).

*A commodity based index selected from the following:

- i) JPMCCI Energy Excess Return Index
- ii) Contag Beta Energy Excess Return Index-Beta Index
- iii) Contag Beta Energy Excess Return Index-Alpha Index
- iv) Contag Beta Energy Excess Return Index-Alpha Beta Index

3.11.6 Structured Products

The Manager may also invest in structured products where the Manager expects those investments to complement the objective and enhance the performance of this Fund. The Fund's investment in structured products (if any) shall always be subject to the restriction stipulated in section 3.11.3 (e).

3.11.7 Foreign Securities

The Fund will not invest directly in any foreign securities and will only be investing in Ringgit Malaysia denominated securities. Investors should note however that although the Fund's investment in a derivative instrument, i.e. the Swap Agreement is Ringgit Malaysia denominated, each component of the Underlying of the derivative instrument is originally US Dollar based and is therefore subject to currency fluctuations.

3.11.8 Liquid Assets

The Manager in structuring the Fund's portfolio will, after consultation with the Trustee, maintain a minimum liquid assets level of 0.05% of the Net Asset Value for the purpose of meeting redemptions and to enable the proper and efficient management of the Fund.

This Fund shall not borrow in connection with its activities or lend any of its cash or investments unless permitted by the relevant laws pertaining to unit trust funds. However, the

Fund may borrow cash on a temporary basis (i.e. not more than one month) from financial institutions to meet redemption requests. Such borrowing shall not exceed ten (10) per cent of the Net Asset Value at the time the borrowing is incurred.

3.11.9 Additional Information on the Component Contag Index

About the Component Contag Index

The Component Contag Index is a synthetic index which tracks the performance of a group of energy commodities by referencing exposure to certain commodity futures contracts over time. The Component Contag Index uses the same weights as those set out in the S&P GSCI™ Energy Excess Return Index but then goes on to apply a proprietary selection and roll mechanism to the underlying futures contracts which provide the relevant commodity exposure.

Aim of the Component Contag Index

The Component Contag Index aims to profit by exploiting persistence in the shape of commodity curves. As mentioned above, the Component Contag Index tracks a number of futures contracts over energy commodities but seeks exposure at the most backwarddated* or the least contangoed** points on the commodity curve of the respective commodity futures contracts. Doing this theoretically provides exposure to these underlying commodities with a lower associated roll cost.

Note:

“Backwarddated” commodity curves are downward sloping commodity futures curves which usually exist when investors expect the price of owning a given commodity will be cheaper in the future.“Contangoed” commodity curves are upward sloping commodity futures curves which usually exist when investors expect the price of owning a given commodity will be more expensive in the future.*

Underlying Constituents

The Component Contag Index underlying commodity constituents are those used in the S&P GSCI™ Energy Excess Return Index:

Eligible Commodities	Relevant Exchange
NYMEX Crude Oil	NYMEX
NYMEX Gasoline	NYMEX
NYMEX Heating Oil	NYMEX
NYMEX Natural Gas	NYMEX
ICE Brent Crude	ICE
ICE Gas Oil	ICE

The Contag Contract Selection methodology

The Contag Contract Selection methodology (as set out in the Index Rules of the Component Contag Index) seeks to select an optimal point on the futures curve of each commodity future as the specific input for the relevant index algorithm (Please refer to the section in the Component Contag Index Q&A entitled “**How does the Component Contag Index select the contracts to roll into?**” for further details).

Rolling of Futures

The Component Contag Index rolls its exposure on a monthly basis, from currently held futures contracts to the most backwarddated point on the respective curves for the relevant commodity. In respect of any underlying commodity exposure, the Component Contag Index can select a futures contract of up to one (1) year from the nearest contract and rolls into the

highest ranked futures contract, if different from the currently held contract and only if the difference in ranking (expressed as a percentage) between the highest ranked contract and the current contract exceeds 0.50%.

The ranking is based on selecting those futures contracts possessing the highest Roll Profit or the least Roll Loss (defined further below).

All commodity futures included in the Component Contag Index are subject to the Contag contract selection methodology on a monthly basis, and rolled accordingly. Contracts selected in the calendar month immediately prior to the month in which they are due to mature are rolled before maturity into longer dated contracts.

Roll Period

Monthly contracts included in the Component Contag Index are rolled over a period (the "Roll Period") of ten (10) days at the beginning of the relevant month. Over the Roll Period, the weight of any monthly contract about to mature or which no longer presents the highest backwardation or least contango (as the case may be) will be progressively reduced in equal increments of 10% to zero and the weight of the replacement monthly contract will be progressively increased in equal increments of 10% until it equals its allocated weight.

Roll profit & roll loss

A profit or loss may be realised by rolling commodity futures. This profit or loss is known as the roll return. If the roll-in contract is more expensive than the roll-out contract, then the roll return will be negative and if it is cheaper, then the roll return will be positive. The roll return generated by rolling commodity futures included in the Component Contag Index will have an effect, which may be positive or negative, on the level of the Component Contag Index.

Effect of non publication of futures contract price during the Roll Period

If the exchange on which a monthly contract is listed does not publish a price for that contract, or it publishes a limit price (which is a price published when there is a limitation to, or suspension in, trading a particular monthly contract) on any day in the Roll Period, then the portion of the roll that is scheduled to occur with respect to all monthly contracts on the relevant commodity on that day will be postponed until the relevant exchange publishes a price that is not a limit price across all contracts for the relevant commodity (the "next good day"). The delayed portion of the roll for all monthly contracts on the relevant commodity will be executed on the next good day together with the portion of the roll for all such contracts originally scheduled to occur on that day. The incremental change in weight for these contracts on such day will, therefore, be larger than 10% of their target weight. This may have an effect, positive or negative, on the level of the relevant Component Contag Index.

Although a portion of the roll for the monthly contracts on a particular commodity may be delayed in the circumstances set out above, the Roll Period for such contracts will, generally speaking, never be longer than 10 days because the next good day will typically occur within a very short space of time. However, it is possible that the delay could be longer in which case the Roll Period for the affected monthly contracts may also be longer. In addition, if an exchange does not publish a price for a particular monthly contract or it publishes a limit price on the last scheduled day of the Roll Period, the Roll Period for the affected monthly contracts will necessarily be longer than 10 days.

Constituent Weights

Each of the futures contracts will have the same weighting applied to it as is used in the S&P GSCI™ Energy Excess Return Index.

Rebalancing

The commodity futures constituents are synthetically rebalanced monthly during the Roll Period mentioned above.

Publication of levels

The Beta Index level is published daily on Bloomberg page JMAB014E <Index>. The Alpha Index level is published daily on Bloomberg page JMAB015E <Index>. The Alpha Beta Index level is published daily on Bloomberg page JMAB016E <Index>.

Disruption fallbacks

If the published level of any relevant futures contract is disrupted on any index publication day and the level is not available for reference by the index calculation agent, the index level shall continue to be published notwithstanding such disruption and any adjustments will only be made to the notional index level on such days if it is also an observation or valuation date for any transaction linked to the relevant index.

NB: Full Index rules

Investors who wish to know more about the full rules for each of the Contag Indices may refer to the following links:

http://www.jpmorgan.com/directdoc/Index_Rules_COMMANDER_JPM_Contag_Beta_Energy_Beta_Index_May_2012.pdf

http://www.jpmorgan.com/directdoc/Index_Rules_COMMANDER_JPM_Contag_Beta_Energy_Alpha_Index_May_2012.pdf

http://www.jpmorgan.com/directdoc/Index_Rules_COMMANDER_JPM_Contag_Beta_Energy_AlphaBeta_Index_May_2012.pdf

Component Contag Index Questions & Answers (Q&A)

The following questions and answers are intended to provide more information relating to certain key aspects of the Component Contag, the J.P. Morgan Contag Beta Energy Class A Excess Return Index (or **Component Contag Index**) on which the individual Contag Indices are based, the full rules for which are available on the following link:

http://www.jpmorgan.com/directdoc/J.P.Morgan_Contag_Beta_Energy_Class_A_Excess_Return_Index_Rules.pdf

What is the Component Contag Index

The Component Contag Index is part of a family of commodity related indices created by J.P. Morgan. These specific indices provide exposure to a group of energy commodities.

How does the Component Contag Index track the performance of energy commodities?

As it is not possible to physically own the commodities comprising the Component Contag Index, the index tracks the relevant commodity prices indirectly by notionally following the performance of certain contracts which are linked to the performance of the underlying commodities. These contracts are known as commodities futures contracts.

What is a Commodity Future?

A commodity future is an agreement where one person agrees to sell and another agrees to buy a specific quantity of a particular commodity at some date in the future at a pre-agreed price. Commodity futures are exchange-traded contracts. As commodity futures are traded on an exchange, the terms of the contracts are generally standardised, however, there may be some differences between contracts on different exchanges. In addition, commodity futures mature throughout the year and often have a duration of one month or more (these contracts are known as “monthly contracts”).

How does Commodity Futures work?

Commodity futures are generally physically-settled if held to maturity.

If a commodity future is physically-settled, then at maturity the seller will deliver the agreed quantity of the relevant commodity to the buyer and the buyer will pay the seller the pre-agreed price.

If a commodity future is cash-settled, then the contract is settled by payment from one party to the other. If the market price of the relevant commodity is higher than the pre-agreed price at maturity, then the seller will pay the difference between the market price and the pre-agreed price to the buyer. If, however, the market price of the relevant commodity is lower than the pre-agreed price at maturity, the buyer will pay the difference between the market price and the pre-agreed price to the seller.

Which commodities are tracked in the Component Contag Index?

Although the Component Contag Index may select a futures contract having different maturities, the index references the same underlying commodities as included in the S&P GSCI™ Energy Excess Return Index, namely:

New York Mercantile Exchange (NYMEX) Crude Oil, NYMEX Gasoline, NYMEX Heating Oil, NYMEX Natural Gas, (Intercontinental Exchange) ICE Brent Crude and ICE Gas Oil.

What happens when these futures contracts expire? How is it that the Component Contag Index maintains an exposure to the underlying commodities?

In order to maintain exposure to a given underlying commodity when its related futures contract expires, it is necessary to switch the exposure to a new futures contract. This is known as “rolling” the futures contract. As such, the Component Contag Index will periodically roll its exposures to new futures contracts, usually on a monthly basis. Additionally, if the Contag contract selection methodology suggests the synthetic exposure be maintained to the current contract (prior to expiry), the Component Contag Index will maintain its exposure to such contract.

How does rolling occur?

Each commodity future is rolled over a 10-day period (the “Roll Period”). Therefore, only 10% of the exposure to any given futures contract is rolled on any day. The Roll Period commences each month on the first business day of the month.

If the market is disrupted on any of those days, the Component Contag Index postpones any rolling on such affected day to the following business day where no disruption is occurring.

Is there a cost involved in "rolling" these future contracts?

In some cases, the cost of buying the new contract will be more expensive than the sale price of the current futures contract and this price difference will negatively impact the performance of the Component Contag Index. This is called "roll loss".

Conversely, if the new futures contract is cheaper than the current one, this will positively contribute to the performance of the Index, all other things being equal. This is called "roll gain".

Although the Component Contag Index commodity universe and weights are taken from the S&P GSCI™ Energy Excess Return Index, how the indices roll their contracts is a materially different process. This is discussed further in the section below entitled "*How does the Index select the contracts to roll into?*"

Remember, you do not own commodity futures contracts

The Component Contag Index is a synthetic index and only references the commodity futures selection in accordance with the Index Rules of the Component Contag Index. All of the calculations carried out to create the Component Contag Index do not require anyone, including the index sponsor, to enter the market and purchase any commodities futures contracts (they may do so or they may not do so). Therefore, there is no real portfolio of commodity futures to which anyone is entitled or which acts as collateral for the return on the Component Contag Index. The Component Contag Index level is calculated based on applying the Index Rules of the Component Contag Index to determine the relevant exposures to hypothetical positions in commodity futures contracts, from time to time.

What is the aim of the Component Contag Index roll methodology?

The Component Contag Index aims to profit by exploiting the shape of commodity curves and being able to offer a lower cost exposure to traditional energy commodities. The Component Contag Index is designed to invest at the most *backwardated* (e.g. the amount of the greatest roll gain) or the least *contangoed* (e.g. the amount of cheapest roll loss) points on the commodity curve. The Component Contag Index does this by measuring each point on the curve and by determining which futures contract is best to roll into from the current commodity futures contract.

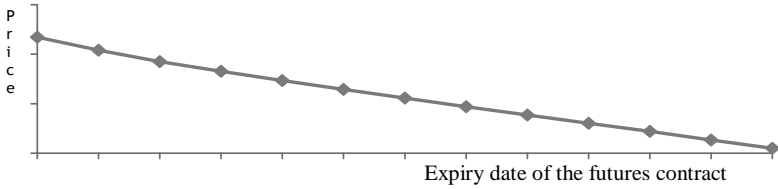
The terms "backwardation" and "contango" are defined below.

What are "commodity curves" and, specifically, what are backwardated, contangoed and seasonal commodity curves?

Commodity curves are created when you plot the price of futures contracts with respect to a given commodity against such contracts' respective maturity dates. If the price of buying a commodity for settlement in the future is less than the current market price (known as the "spot price"), then the curve will be downward sloping, and vice versa.

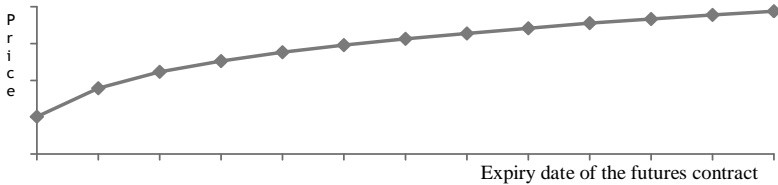
Backwardated commodity curves are downward sloping commodity futures curves. These curves arise where there is an expectation today that the cost of purchasing a given commodity will be cheaper in the future.

Curve in Backwardation



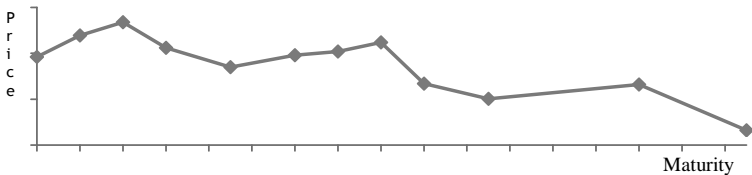
Contangoed commodity curves are upward sloping commodity futures curves. These curves arise where there is an expectation today that the cost of purchasing a given commodity will be more expensive in the future.

Curve in Contango



Seasonal commodity curves are commodity futures curves that are governed by seasonal supply and demand constraints of that particular commodity. They generally display the key characteristics of that commodity such as harvest period, new crop, old crop etc.

Seasonal curve

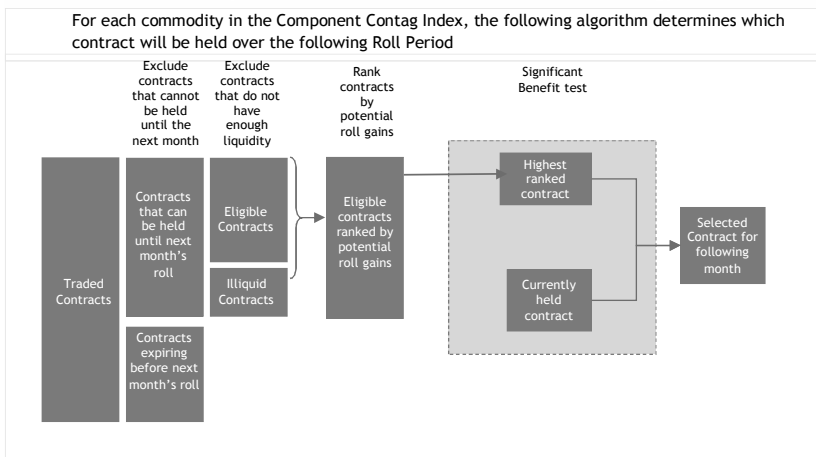


How does the Component Contag Index select the contracts to roll into?

The Component Contag Index employs several screening steps to select the relevant futures contract in each case. The table below sets out the process diagrammatically. In summary, from the eligible pool of available futures contracts:

- (a) futures contracts which expire within the next month are excluded;
- (b) futures contracts which are too illiquid for the applicable months (e.g. not enough buyers and/or sellers) are excluded;
- (c) futures contracts then are ranked in terms of the highest “roll gain” to smallest “roll gain” and/or from the smallest “roll loss” to the highest “roll loss”;
- (d) with respect to each underlying commodity, the Index then rolls into the highest ranked futures contracts, if different from the currently held contracts, and then only if the savings (being the difference in roll yield) from any roll is greater than 0.5%.

Illustrative summary of the contract selection methodology¹



¹ For illustrative purposes only. The selection process has been simplified for illustration purposes and cannot be relied upon for the actual selection methodology applied within the index. Please refer to the complete Index Rules of the Component Contag Index.

What are the weights of each commodity in the Component Contag Index?

Each of the energy commodity futures included in the Component Contag Index is weighted in accordance with the weight given to such future in the S&P GSCI™ Energy Excess Return Index.

However, since for each commodity future, the Component Contag Index might be exposed to different month contracts, the USD weight might differ from that used in the S&P GSCI™ Energy Excess Return Index.

What are the constraints in selecting futures contracts? Why have these constraints?

There are several practical constraints existing in relation to the selection of certain commodity futures. These arise for several reasons, including, for example, where there is generally insufficient market liquidity to trade a particular commodity future in a future month. Where there is insufficient liquidity, the Index Rules of the Component Contag Index are written so that these particular contracts will not be selected.

Also, on any index rebalancing date, the Component Contag Index will only select commodity futures commencing within 12 months of such date.

What currency is the Component Contag Index calculated in?

The Component Contag Index is denominated in US Dollars. If your exposure to the Component Contag Index is in another currency, you need to be aware of the effect of changes in foreign exchange rates and the potential impact it may have on the return derived from the Component Contag Index.

What does Excess Return mean?

The total return generated by investing in and rolling commodity futures comes from three sources: (a) changes in the price of commodity futures (which is known as the “price return”),

(b) profits and/or losses realised by rolling commodity futures (which is known as the “roll return”) and, (c) interest earned on any cash deposited as collateral or margin for the purchase of commodity futures (which is known as the “collateral return”). The JPMCCI Energy Excess Return Index/Contag Beta Energy Excess Return Index-Beta Index/Contag Beta Energy Excess Return Index-Alpha Index/Contag Beta Energy Excess Return Index-Alpha Beta Index is an excess return index which means that it measures the returns accrued from investing in uncollateralised commodity futures or, in other words, the sum of the price return and the roll return associated with an investment in and the roll of commodity futures, but not the collateral return.

SOME QUESTIONS AND ANSWERS ON THE CONTAG INDICES THEMSELVES

What is the relationship between the benchmark Component Contag Index and the 3 Contag Indices?

As mentioned above, the Component Contag Index is the generic main index which provides exposure to the energy sector and the 3 Contag Indices are constructed around it. The Beta Index only has minor differences from the benchmark Component Contag Index, the Alpha Index effectively gives as its return the difference between the performance of the Beta Index and the S&P GSCI™ Energy Excess Return Index whilst the Alpha Beta Index return comprises the sum of the return of each of the Beta Index and the Alpha Index respectively.

How and when are the Contag Indices level calculated?

The Contag Indices are calculated and published daily at approximately 8 a.m., London time by J.P.Morgan Securities Plc (formerly named as J.P. Morgan Securities Ltd.) in its capacity as Index Calculation Agent.

At a very simplistic level, the Contag Index levels are calculated as a function of the weights of the commodity futures forming part of the applicable Contag Indices on any day and the price of such futures contracts.

Might the Index Rules for the Contag Indices be amended?

Yes. The Index Calculation Agent may amend or supplement the Index Rules for the Contag Indices from time to time in its discretion.

Who chooses which index for the Fund to be exposed and on what basis?

The Manager has the sole discretion to select the index against which the Fund will take exposure. The choice of the index will depend on the perceived suitability of the index in question to current economic conditions, including, without limitation, the shape of the applicable underlying commodity futures curves (be they upwards or downwards sloping) and general market sentiment (e.g. bullish or bearish).

3.12 INFORMATION ON RHB-OSK ASEAN FUND

3.12.1 Objective

This Fund aims to achieve medium to long term* capital appreciation through investments in securities of companies with high growth potential.

Any material change to the objective of this Fund requires the Unit Holders' approval.

*Note: "medium to long term" in this context refers to a period of between 3 - 7 years.

3.12.2 Strategy

The Fund's existing strategy:

The Fund seeks to achieve its investment objective through a diversified portfolio of equities and equity-linked securities issued by companies whose businesses are in the ASEAN countries (i.e. Malaysia, Singapore, Thailand, Philippines, Indonesia, Vietnam, Myanmar, Cambodia, Laos and Brunei).

The Fund's direct investment in the ASEAN countries are those of companies whose securities are listed on ASEAN markets, including ASEAN companies that are listed on non-ASEAN markets such as US, London, Hong Kong, Taiwan, Korea, China, Australia and Japan stock exchanges. These are companies that have at least 50% of its revenues derived from ASEAN countries and/or have at least 50% of its business operations located in the ASEAN countries. The Fund's investments will also include collective investment schemes investing primarily in the ASEAN countries.

The Fund's initial investments will be in the ASEAN-5 member countries (comprising Malaysia, Singapore, Indonesia, Philippines and Thailand) and Vietnam.

In managing the Fund, the Manager will employ a multi-step investment process, combining a bottom-up investment process that involves rigorous company research with a top-down process to review asset allocation at both the regional/country and sector levels. Asset allocation and geographical weightings are derived after analysing macro economic trends and country dynamics. Country and portfolio exposure limits are in place to mitigate the risks of the investments. The Manager believes long term investment performance can be achieved by employing a rigorous research process that enables them to identify companies that generate superior returns as well as by identifying companies that are undervalued.

Thus, this Fund's portfolio will be structured as follows:

Up to 98% of Net Asset Value

- Investments in equities and equity-linked securities issued by companies whose businesses are in ASEAN countries and are listed on the ASEAN markets and/or other markets.

2% - 5% of Net Asset Value

- Investments in liquid assets including money market instruments and deposits with financial institutions.

The above asset allocation is only indicative and will be reviewed from time to time depending on the judgment of the Manager as to the general market and economic conditions. Although the Fund is actively managed, how active or the frequency of its trading strategy will very much depend on market opportunities.

The risk management strategies and techniques employed by the Manager include diversification of the Fund's investments in terms of its exposure to various industries, sectors,

countries and asset classes and/or type of investments (i.e. equity and money market instruments). Financial derivatives may also be used for hedging purposes where appropriate. Generally, the assets of the Fund will be invested over a medium to long term period with disposal of the investments when necessary to control risk as well as to optimise capital gains. This is especially so when the full growth potential of an investment is deemed to have been reduced over a prolonged rise in equity values and the available alternative investment may present cheaper valuations and potential higher returns. The Fund also complies with the permitted investments and restrictions imposed by the Securities Commission. Adherence to the permitted investments and restrictions also helps the Manager to risk-manage the Fund's portfolio in terms of diversification. Moreover, the Manager in making its investment decisions shall at all times comply with the investment restrictions of the Fund and requirements as set out in the Deed.

For investments in foreign markets, the Manager in managing the principal risks such as country risk and currency risk will always take into consideration the reference benchmark as well as its evaluation of the historical developments and its prior experience in such markets. Such practice will be managed through active management and constant review of the economic and political developments of the countries invested. Investments will ultimately be made based on risk-reward.

The Manager may take temporary defensive positions that may be inconsistent with the Fund's principal strategy in attempting to respond to adverse economic, political or any other market conditions. In such circumstances, the Manager may reallocate up to 100% of the Fund's equity investments into other asset classes such as fixed income securities, money market instruments, cash and deposits with financial institutions, which are defensive in nature.

The performance of this Fund is benchmarked against the MSCI South East Asia Index (RM). The benchmark chosen best represents the Fund's underlying investments and the geographical location of its investments. For ease of reference, investors may refer to Bloomberg L.P. or the MSCI website (www.msci.com) for this indicator.

Effective from 15 December 2014, the Fund's new strategy is as follows:

The Fund seeks to achieve its investment objective by investing primarily[^] in the securities of companies that are expected to benefit from the on-going development and growth of the ASEAN region (i.e. Malaysia, Singapore, Thailand, Philippines, Indonesia, Vietnam, Myanmar, Cambodia, Laos and Brunei) and opportunistically[^] from the on-going development and growth in Asia (i.e. India, China, Hong Kong, Korea, Taiwan and Japan). In managing the Fund, the Manager will seek out companies that are exposed to the key development and growth trends that the Manager identifies as drivers of business and security markets performance.

The Manager expects that security market investment themes will evolve over time influenced by the on-going growth and development cycles and investor sentiment for the ASEAN region and in Asia. The Manager will use proprietary and/or secondary, fundamental research to identify the main economic and social trends expected to drive company profitability and security markets performance over the next 2 – 3 year time horizon and will invest in a diversified portfolio of the securities of such companies that are expected to benefit most from those themes and trends.

Over time, the main themes that influence the performance of ASEAN and Asian capital markets will likely change, reflecting the dynamic underlying economic and social development across the region and within individual countries. Themes may vary based on underlying economic development such as energy, transportation and communication infrastructure investment and intra-regional trade; social development such as rising middle class consumption and private savings accumulation and investment; capital market development such as privatisation; and investor themes such as high yield corporate bonds.

The Manager will use proprietary and/or secondary research and in-house regional expertise to identify the development of these themes. The Manager will actively manage the securities in the portfolio and the portfolio construction will be based on the themes identified to maximise the benefit for the portfolio. By adopting an active management approach to security selection and portfolio construction, whereby the portfolio underlying stocks, sector and country exposures will change depending on the themes that the Manager thinks are relevant, the portfolio is expected to be “evergreen” benefiting over time from multiple investment themes.

The Fund will focus on a minimum of 3 themes at any one time from the evolving ASEAN and Asian trends identified by the Manager as having strong potential to outperform the benchmark, MSCI South East Asia Index (RM).

In managing the Fund, the Manager will employ a multi-step investment process, combining a bottom-up investment process that involves rigorous company research with a top-down process to review asset allocation at both the regional/country and sector levels. Asset allocation and geographical weightings are derived after analysing macro economic trends and country dynamics. Country and portfolio exposure limits are in place to mitigate the risks of the investments. The Manager believes long term investment performance can be achieved by employing a rigorous research process that enables them to identify companies that have the potential to generate returns that are above the country’s or sector’s average returns as well as by identifying companies that are undervalued.

In constructing the Fund’s portfolio, the Manager will invest in securities issued by companies listed on or traded in the ASEAN and Asian markets such as Malaysia, Singapore, Thailand, Philippines, Indonesia, Vietnam, India, China, Hong Kong, South Korea, Taiwan and Japan. From time to time the Manager may also invest in securities of ASEAN and Asian companies that are listed on or traded in the markets of other countries (i.e. US, United Kingdom and Australia) where the Manager believes those companies will benefit from the main investment themes that have been identified in the course of its proprietary and/or secondary research and investment analysis. The Fund’s investments in the companies that are listed on or traded in these other countries will be limited to companies that have at least 50% of its revenues derived from countries in ASEAN and Asia and/or have at least 50% of its business operations located in these countries as determined at the point of purchase of such securities. The Fund’s investments will also include collective investment schemes investing primarily in the ASEAN and Asia countries.

The Fund will generally have an exposure of 70% to 98% of Net Asset Value in equity and equity related securities (such as warrants) to generate returns to the Fund. However, the Manager may lower the equity exposure of the Fund in favour of fixed income securities such as government and semi-government bonds, corporate debt securities and money market instruments in order to help reduce the risk of loss to capital. Accordingly, the Fund’s exposure to fixed income securities may increase up to 30% of Net Asset Value. The Fund’s investment in fixed income securities are those with a minimum rating of BBB (for long term fixed income securities) or P1 (for short term fixed income securities) by RAM Rating Services Berhad (“RAM”) or the equivalent rating by a global rating agency such as Standard & Poor’s, Fitch Ratings or Moody’s Investors Service. The Fund may also invest in fixed income securities which are unrated. However, when investing in such unrated fixed income securities, the Manager will rely greatly on its own credit analysis of the issuer and/or the securities.

This Fund’s portfolio will be structured as follows:

70% to 98% of Net Asset Value

- Investments in equities and equity related securities (such as warrants).

Up to 30% of Net Asset Value

- Investments in fixed income securities such as government and semi-government bonds, corporate debt securities and money market instruments.

2% - 5% of Net Asset Value

- Investments in liquid assets including money market instruments and deposits with financial institutions.

The above asset allocation will be reviewed from time to time depending on the judgment of the Manager as to the general market and economic conditions. Although the Fund is actively managed, how active or the frequency of its trading strategy will very much depend on market opportunities.

The risk management strategies and techniques employed by the Manager include diversification of the Fund's investments in terms of its exposure to various industries, sectors, countries and asset classes and/or type of investments (i.e. equity, fixed income securities and money market instruments). Financial derivatives may also be used for hedging purposes where appropriate. Generally, the assets of the Fund will be invested over a medium to long term* period with disposal of the investments when necessary to control risk as well as to optimise capital gains. This is especially so when the full growth potential of an investment is deemed to have been reduced over a prolonged rise in equity values and the available alternative investment may present cheaper valuations and potential higher returns. The Fund also complies with the permitted investments and restrictions imposed by the Securities Commission. Adherence to the permitted investments and restrictions also helps the Manager to risk-manage the Fund's portfolio in terms of diversification. Moreover, the Manager in making its investment decisions shall at all times comply with the investment restrictions of the Fund and requirements as set out in the Deed.

*Note: "medium to long term" in this context refers to a period of between 3 – 7 years.

For investments in foreign markets, the Manager in managing the principal risks such as country risk and currency risk will always take into consideration the reference benchmark as well as its evaluation of the historical developments and its prior experience in such markets. Such practice will be managed through active management and constant review of the economic and political developments of the countries invested. Investments will ultimately be made based on risk-reward.

The Manager may take temporary defensive positions that may be inconsistent with the Fund's principal strategy in attempting to respond to adverse economic, political or any other market conditions. In such circumstances, the Manager may reallocate up to 100% of the Fund's equity investments into other asset classes such as fixed income securities, money market instruments, cash and deposits with financial institutions, which are defensive in nature.

The performance of this Fund is benchmarked against the MSCI South East Asia Index (RM). The benchmark chosen best represents the Fund's underlying investments and the geographical location of its investments. For ease of reference, investors may refer to Bloomberg L.P. or the MSCI website (www.msci.com) for this indicator.

Explanatory notes:

- ^ "primarily" refers to at least 70% of Net Asset Value and "opportunistically" means investing up to 30% of Net Asset Value in the securities of companies which are exposed to the investment themes identified by the Manager that influence the performance of the Asian capital markets.

3.12.3 Permitted Investments and Restrictions

This Fund may invest in securities traded on the Bursa Malaysia or any other market considered as an Eligible Market, securities not listed in or traded under the rules of an Eligible Market ("unlisted securities"), collective investment schemes, securities/instruments in foreign markets, structured products, liquid assets (including money market instruments and

deposits with any financial institutions), participate in the lending of securities, and any other investments permitted by the Securities Commission from time to time.

The acquisition of such permitted investments is subject to the following restrictions:

- a) The value of the Fund's investments in unlisted securities must not exceed ten (10) per cent of the Net Asset Value, or any other limit as may be prescribed by the Securities Commission from time to time.
- b) The value of the Fund's investments in ordinary shares issued by any single issuer must not exceed ten (10) per cent of the Net Asset Value, or any other limit as may be prescribed by the Securities Commission from time to time.
- c) The value of the Fund's investments in transferable securities (i.e. equities, debentures and warrants) and money market instruments issued by any single issuer must not exceed fifteen (15) per cent of the Net Asset Value, or any other limit as may be prescribed by the Securities Commission from time to time.
- d) The value of the Fund's placement in deposits with any single financial institution must not exceed twenty (20) per cent of the Net Asset Value, or any other limit as may be prescribed by the Securities Commission from time to time.
- e) The value of the Fund's investment in transferable securities and money market instruments issued by any group of companies must not exceed twenty (20) per cent of the Net Asset Value, or any other limit as may be prescribed by the Securities Commission from time to time.
- f) The aggregate value of the Fund's investments in transferable securities, money market instruments, deposits, over-the-counter ("OTC") financial derivatives and structured products issued by or placed with (as the case may be) any single issuer/financial institution must not exceed twenty five (25) per cent of the Net Asset Value, or any other limit as may be prescribed by the Securities Commission from time to time.
- g) The value of the Fund's investments in units/shares of any collective investment scheme must not exceed twenty (20) per cent of the Net Asset Value, or any other limit as may be prescribed by the Securities Commission from time to time.
- h) The value of the Fund's investments in structured products issued by a single counterparty must not exceed fifteen (15) per cent of the Net Asset Value, or any other limit as may be prescribed by the Securities Commission from time to time. This single counterparty limit may be exceeded if the counter-party has a minimum long-term rating that indicates very strong capacity for timely payment of financial obligations provided by any domestic or global rating agency and the structured product has a capital protection feature. When this applies, the calculation of the aggregate value to determine compliance with item (f) should exclude the value of investment in structured product.
- i) The value of the Fund's OTC financial derivatives transactions with any single counterparty must not exceed ten (10) per cent of the Net Asset Value, or any other limit as may be prescribed by the Securities Commission from time to time; and the Fund's exposure to the underlying assets (vide the derivatives) must not exceed the Fund's investment spread limits as stipulated in (b), (c), (d), (e), (f), (g), and (h) above. In addition, the Fund's net market exposure owing to its financial derivatives positions must not exceed the Net Asset Value.
- j) The Fund's investments in transferable securities (other than debentures) must not exceed ten (10) per cent of the securities issued by any single issuer, or any other limit as may be prescribed by the Securities Commission from time to time.

- k) The Fund's investments in debentures must not exceed twenty (20) per cent of the debentures issued by any single issuer, or any other limit as may be prescribed by the Securities Commission from time to time.
- l) The Fund's investments in money market instrument must not exceed ten (10) per cent of the instruments issued by any single issuer, or any other limit as may be prescribed by the Securities Commission from time to time. Such limit does not apply to money market instruments that do not have a pre-determined issue size.
- m) The Fund's investments in collective investment schemes must not exceed twenty five (25) per cent of the units/shares in any one collective investment scheme, or any other limit as may be prescribed by the Securities Commission from time to time.

The limits and restrictions mentioned herein must be complied with at all times based on the most up-to-date value of the Fund's investments. However, a 5% allowance in excess of the limits or restrictions is permitted where the limit or restriction is breached through an appreciation or depreciation of the Net Asset Value (whether as a result of an appreciation or depreciation of the investments or as a result of repurchase of units of the Fund or payment made from the Fund). The Manager will not make any further acquisitions to which the relevant limit is breached, and the Manager will within a reasonable period of not more than three (3) months from the date of the breach take all necessary steps and actions to rectify the breach. Such limits and restrictions however, do not apply to securities/instruments that are issued or guaranteed by the Malaysian government or Bank Negara Malaysia.

3.12.4 Investment in Securities Not Traded in or under the Rules of an Eligible Market ("unlisted securities")

The Manager will only make such investments where the Manager expects those investments to complement the objective and enhance the performance of this Fund. Such investments shall not include:

- (a) Equities not listed for trading in a stock market of a stock exchange but have been approved for such listing and are offered directly to the Fund by the issuer;
- (b) Debentures traded on an organised over-the-counter market; and
- (c) Structured products.

The Fund's investment holding in unlisted securities (if any) shall always be subject to the restriction stipulated in Section 3.12.3 (a).

3.12.5 Collective Investment Schemes

The Manager will only make such investments where the Manager expects those investments to complement the objective and enhance the performance of this Fund. In addition, the Manager will only make such investments if the target fund is registered/authorised/approved by the relevant regulatory authority in its home jurisdiction as the case may be and which operates within the general investment principles of the Guidelines on Unit Trust Funds issued by the Securities Commission. The Fund's investments in collective investment schemes (if any) shall always be made subject to the restrictions stipulated in Section 3.12.3 (g) and (m).

3.12.6 Financial Derivatives

The Manager may participate in futures contracts and other financial derivatives, when appropriate. The category of financial derivatives to be participated in shall be the stock index futures contracts, the stock index options contracts, single stock futures contracts, forwards and swaps, or any other categories and/or types of futures contracts or financial derivatives that may be allowable by the relevant authorities from time to time. The Fund's participation

in financial derivatives is basically to hedge the portfolio from any unexpected price or interest rate movements in the underlying market and the portfolio's exposure to foreign currency, as well as to hedge against any opportunity loss arising from its uninvested cash. The benefit of any upside of price or interest rate movement in the underlying market or currency movement is limited as the primary interest is to protect the value of the portfolio and to manage risks in relation to the benchmark. Nonetheless, the Fund may also invest in financial derivatives for investment purpose to enhance the returns of the Fund. If the Fund were to invest in over-the-counter ("OTC") derivatives, the Manager will monitor the credit rating of the counterparty issuing the derivatives and dispose off the derivatives should the rating of the said derivative counterparty fall below the credit rating of A by RAM Rating Services Berhad or its equivalent rating by a reputable rating establishment. If the Fund does invest in derivatives, there may be a likelihood that the NAV per unit of the Fund may be subject to high volatility. The Fund's investments in financial derivatives (if any) shall always be subject to the restrictions stipulated in Section 3.12.3 (f) and (i).

3.12.7 Foreign Securities

The Manager may invest a minimum of 70% and up to 98% of this Fund's Net Asset Value in securities listed on or traded in foreign markets under the supervision of regulatory authorities who are ordinary or associate members of the International Organisation of Securities Commissions (IOSCO). The Fund will invest in companies whose businesses are in ASEAN and Asian countries and whose securities are listed on or traded in ASEAN and Asian markets namely Singapore, Thailand, Philippines, Indonesia, Vietnam, India, China, Hong Kong, South Korea, Taiwan and Japan. The Fund's investments in foreign securities also include securities issued by companies with businesses in ASEAN and Asian countries that are not listed on or traded in ASEAN and Asian markets, such as US, United Kingdom and Australia.

When investing in foreign markets which require prior permission or approval such as in the form of an investment licence or investor code or investor registration, the Fund has/will obtain such necessary permission or approval in order to invest in such markets. To date, the Fund has obtained the required investor securities trading code (Vietnam) from the relevant regulatory authority which continues uninterrupted for its investments in this market.

In undertaking these foreign investments, the Manager will invest directly in the equities markets and may also invest through other collective investment schemes, (provided the investment mandate of the scheme complements this Fund's investment objective as set out in Section 3.12.5) where appropriate.

3.12.8 Liquid Assets

The Manager in structuring the Fund's portfolio will maintain a minimum liquid assets level of 2% of the Net Asset Value for the purpose of meeting redemptions and to enable the proper and efficient management of the Fund. However, this does not preclude the Manager from lowering or raising the liquid assets level from the stipulated level to allow the Manager to react to the prevailing market conditions and to manage investment risks when circumstances warrant it.

This Fund shall not borrow in connection with its activities or lend any of its cash or investments unless permitted by the relevant laws pertaining to unit trust funds. The Fund may participate in the lending of securities provided always that such activity complies with all relevant guidelines, laws and/or regulations. The Fund may also borrow cash on a temporary basis (i.e. not more than one month) from financial institutions to meet redemption requests. Such borrowing shall not exceed ten (10) per cent of the Net Asset Value at the time the borrowing is incurred.

3.13 INFORMATION ON RHB-OSK US FOCUS EQUITY FUND

3.13.1 Objective

The Fund will invest in a target fund which aims to provide capital growth primarily through investment in equity securities of smaller and medium-sized US companies. Smaller and medium-sized US companies are considered companies which, at the time of purchase, form the bottom 40% by market capitalisation of the US market.

Any material change to the objective of this Fund requires the Unit Holders' approval. For more information, investors should also refer to the target fund's investment objective, investment focus and approach (under Section 3.13.8).

3.13.2 Strategy

The Fund will invest principally in one of the funds under the Schroder International Selection Fund ("Schroder ISF") that is, the Schroder International Selection Fund US Small & Mid-Cap Equity ("Schroder ISF USSME"), which is managed by the management company, Schroder Investment Management (Luxembourg) S.A. and whose investment manager is Schroder Investment Management North America Inc. Schroder Investment Management North America Inc. is regulated by the Securities Exchange Commission, USA under the Investment Company Act of 1940. The Fund will invest into the Schroder ISF USSME - X Accumulation Share Class (denominated in US Dollars). Schroder ISF USSME, launched on 10 December 2004 is a collective investment scheme domiciled in Luxembourg and is regulated by the Commission de Surveillance du Secteur Financier (Luxembourg Financial Sector Supervising Authority) under the Luxembourg Law on Undertakings for Collective Investment dated 17 December 2010. Schroder ISF USSME invests primarily in equity securities of smaller and medium-sized US companies. These are US companies which, at the time of purchase, form the bottom 40% by market capitalisation of the US market.

Its indicative asset allocation is as follows:

At least 95% of Net Asset Value

- Investments in the X Accumulation Shares of Schroder ISF USSME.

2% - 5% of Net Asset Value

- Investments in liquid assets including money market instruments and deposits with financial institutions.

Since the Fund's commencement date on 15 October 2010, the Fund has invested into the A Share Class of the target fund, i.e. Schroder ISF USSME – A Accumulation Share Class (denominated in US Dollars). However, effective 31 March 2011, the management company of Schroder ISF USSME has closed off the subscription of the A Share Class of Schroder ISF USSME as it had reached its optimum size. Prior to the closure and as of 25 March 2011, the management company of Schroder ISF USSME has established the X Share Class of Schroder ISF USSME, i.e. the Schroder ISF USSME – X Accumulation Share Class, to co-exist alongside the A Share Class and to allow the Fund to continue to invest in Schroder ISF USSME. This X Share Class has all the same features as that of the A Share Class of Schroder ISF USSME (i.e. the Schroder ISF USSME – A Accumulation Share Class) except for the difference in the management fee of Schroder ISF USSME. This difference however does not prejudice nor affect the interests of all Unit Holders as any management fee charged to Schroder ISF USSME is fully refunded to the Fund, which means that **there is no double charging of management fee and the Unit Holder will incur only one management fee and only at the Fund's level.**

Although the Fund is passively managed, the investments in the Fund will be rebalanced from time to time to meet sales and redemptions transactions and to enable the proper and efficient

management of the Fund. Specific risks associated with the Fund and the target fund, Schroder ISF USSME are as elaborated in Section 2.2.

The Manager does not adopt a temporary defensive position for the Fund in response to adverse market, economic, political, or any other conditions as such defensive strategies are expected to be implemented at the target fund level, i.e. Schroder ISF USSME when deemed necessary by Schroder ISF USSME's manager. The Manager does not adopt any temporary defensive positions for the Fund as this will allow the Fund to best track the performance of Schroder ISF USSME. It also follows that if Schroder ISF USSME fails to adopt a successful defensive position in response to adverse market and economic conditions, there is a risk that the Fund will mirror the Schroder ISF USSME's negative performance, if any. Also, investors should note that at all times the Fund is always subject to currency risk (which is elaborated under Section 2.2).

This Fund is a feeder fund that invests at least 95% of its Net Asset Value in Schroder ISF USSME. The risk management strategies and techniques employed will be at the Schroder ISF USSME level as elaborated in Section 3.13.8.

Notwithstanding anything stated herein, the Manager may, in consultation with the Trustee and with the Unit Holders' approval, replace Schroder ISF USSME with another fund of a similar objective if, in the Manager's opinion, Schroder ISF USSME no longer meets this Fund's investment objective, or when acting in the interest of the Unit Holders.

The performance of this Fund is benchmarked against Russell 2500 TR Lagged (RM). Consistent and corresponding to the target fund, the benchmark chosen for the Fund is the Ringgit Malaysia equivalent of Schroder ISF USSME's benchmark. The Russell 2500 Total Return Index measures the performance of the 2,500 smallest companies in the Russell 3000 Index, which represents approximately 19% of the total market capitalization of the Russell 3000 Index. As of the latest reconstitution, the weighted average market capitalization was approximately USD\$3.20 billion; the median market capitalization was approximately USD\$866 million. The largest company in the index had an approximate market capitalization of USD\$8.06 billion. For ease of reference, investors may refer to Bloomberg L.P. or the Manager for this indicator.

3.13.3 Permitted Investments and Restrictions

This Fund may invest in one collective investment scheme i.e. Schroder ISF USSME, financial derivatives, liquid assets (including money market instruments and deposits with any financial institutions) and any other investment permitted by the Securities Commission from time to time.

In undertaking the Fund's investments, the Fund must not invest in a fund-of-funds, a feeder fund, or any sub-fund of an umbrella scheme which is a fund-of-funds or a feeder fund.

3.13.4 Collective Investment Schemes

As this Fund is a feeder fund, it will invest predominantly in one collective investment scheme i.e. Schroder ISF USSME.

3.13.5 Financial Derivatives

As Schroder ISF USSME is denominated in US Dollars, the Manager may trade in financial derivatives, which include but is not limited to forwards and swaps, for the purpose of hedging this Fund's exposure to foreign currency. The benefit of any upside of currency movement is limited as the primary interest is to protect the value of the portfolio. The Fund's net market exposure to financial derivative instruments will not at any time exceed the Net Asset Value.

3.13.6 Foreign Securities

The Manager invests at least 95% of the Net Asset Value in the shares of Schroder ISF USSME, a collective investment scheme domiciled in Luxembourg.

3.13.7 Liquid Assets

The Manager in structuring the Fund's portfolio will maintain a minimum liquid assets level of 2% of the Net Asset Value for the purpose of meeting redemptions and to enable the proper and efficient management of the Fund. However, this does not preclude the Manager from lowering or raising the liquid assets level from the stipulated level for purposes of accepting sales or to meet redemption payments and to enable proper and efficient management of the Fund.

This Fund shall not borrow in connection with its activities or lend any of its cash or investments unless permitted by the relevant law pertaining to unit trust funds. However, the Fund may borrow cash on a temporary basis (i.e. not more than one month) from financial institutions to meet redemption requests. Such borrowing shall not exceed ten (10) per cent of the Net Asset Value at the time the borrowing is incurred.

3.13.8 Information on Schroder ISF USSME

(a) About Schroder International Selection Fund and Schroder ISF USSME

Schroder International Selection Fund, is an umbrella structured open-ended investment company with limited liability, organised as a "société anonyme" under the laws of the Grand Duchy of Luxembourg and qualifies as a Société d'Investissement à Capital Variable ("SICAV") under Part I of the Law of 17 December 2010. Schroder International Selection Fund was incorporated on 5 December 1968 and is managed by the management company, Schroder Investment Management (Luxembourg) S.A. The custodian for Schroder International Selection Fund is J.P. Morgan Bank Luxembourg S.A.

Schroder International Selection Fund operates separate funds, each of which is represented by one or more share classes. The funds are distinguished by their specific investment policy or any other specific features. Schroder International Selection Fund constitutes a single legal entity, but the assets of each fund under its umbrella shall be invested for the exclusive benefit of the shareholders of the corresponding fund and the assets of a specific fund are solely accountable for the liabilities, commitments and obligations of that fund.

Schroder ISF USSME is one of the funds under the umbrella of Schroder International Selection Fund and was launched on 10 December 2004. As of the Latest Practicable Date, it has a fund size of USD 1,103.80 million. Schroder ISF USSME is regulated by the Commission de Surveillance du Secteur Financier (Luxembourg Financial Sector Supervisory Authority) under the Luxembourg Law on Undertakings for Collective Investment dated 17 December 2010. Its investment manager, Schroder Investment Management North America Inc. is however regulated by the Securities Exchange Commission (SEC), USA under the Investment Company Act of 1940.

(b) About Schroder Investment Management (Luxembourg) S.A. and Schroder Investment Management North America Inc.

Schroder Investment Management (Luxembourg) S.A. ("SIM") was incorporated as a "société anonyme" in Luxembourg on 23 August 1991 and has an issued and fully paid up share capital of EUR 12,650,000. SIM has been authorised as a management

company under chapter 15 of the Law of 17 December 2010 and, as such, provides collective portfolio management services to ‘undertaking for collective investments’.

Schroder Investment Management North America Inc. (“SIMNA”) is an indirect wholly-owned subsidiary of Schroders plc (“Schroders”). As of 30 June 2014, Schroders has US\$464.1 billion in client assets under management worldwide, over 3500 staffs including more than 400 investment professionals (portfolio managers and analysts), and offices in 27 countries. As of 30 June 2014, SIMNA (along with its affiliated entity Schroder Investment Management North America Ltd.) managed over US\$67.65 billion in assets and is a fully resourced, fully integrated component of our global investment management services.

(c) Investment Objective

Schroder ISF USSME aims to provide capital growth primarily through investment in equity securities of smaller and medium-sized US companies. Smaller and medium-sized US companies are considered companies which, at the time of purchase, form the bottom 40% by market capitalisation of the US market.

Note: At Schroder ISF USSME, the US market is determined by reference to all the common stocks in the North American range which covers the US, Canada and Bermuda. The bottom 40% market capitalisation of the US market is determined as the upper end of the small cap and the lower portion of mid cap companies, i.e. such group being between US\$750 million to US\$7 billion in market capitalisation at the time of purchase.

(d) Investment Focus and Approach

Schroder ISF USSME’s investment process is a bottom-up, fundamental, research-based approach. The manager of Schroder ISF USSME seek to identify those companies that have compelling business models, a strong management team and attractive valuation levels. Investing in small and mid caps together lowers risk by diversifying away from small caps alone. Within the Schroder ISF USSME the manager combines three distinctly different types of stocks: (1) those that the Schroder ISF USSME manager calls ‘mis-priced’ growth opportunities, which are companies that demonstrate strong growth trends and improving levels of cash; (2) ‘steady eddies’, which generate dependable earnings and revenues; and (3) turnarounds, which are companies that are undergoing positive change that is not being recognised by the market.

Schroder ISF USSME will invest primarily in the equity securities of smaller and medium-sized US companies which, at the time of purchase, form the bottom 40% by market capitalisation of the US market. As such, Schroder ISF USSME will invest at least two thirds of its total assets (excluding liquidities which are not used as backup for financial derivative instruments) in equity and equity-related investments corresponding to such currency or security, country, region or industry, including equity related financial derivative instruments and structured financial instrument. The remaining one third of Schroder ISF USSME’s total assets (excluding liquidities which are not used as backup for financial derivative instruments) may be invested in other currencies, securities, countries, regions or industries.

In the context mentioned above, the term liquidity means bank credit balances and money market instruments with maturities of up to twelve (12) months.

(e) Authorised Investments of Schroder ISF USSME

The following investment restrictions imposed by Luxembourg law must be complied with by Schroder ISF USSME and where applicable to Schroder International Selection Fund.

The following abbreviations in this section have the following meaning:

CSSF	Commission de Surveillance du Secteur Financier (Luxembourg Financial Sector Supervisory Authority).
Eligible State	includes any member state of the European Union ("EU"), any member state of the Organisation for Economic Co-operation and Development ("OECD"), and any other state which the directors of the Schroder International Selection Fund deem appropriate.
EMU	Economic and Monetary Union.
EU	European Union.
Law	the law on undertakings for collective investment dated 17 December 2010.
Regulations	the Law as well as any present or future related Luxembourg laws or implementing regulations, circulars and CSSF's positions.
Regulated Market	a market within the meaning of Directive 2004/39/EC of the European Parliament and of the Council of 21 April 2004 on markets in financial instruments or another regulated market, which operates regularly and is recognised and open to the public in an Eligible State.
UCITS	an "undertaking for collective investment in transferable securities" within the meaning of points a) and b) of Article 1(2) of the UCITS IV Directive.
UCI	an "undertaking for collective investment" within the meaning of points a) and b) of Article 1(2) of the UCITS IV Directive.
UCITS IV Directive	Directive 2009/65/EC of the European Parliament and of the Council of 13 July 2009, as amended, on the coordination of laws, regulations and administrative provisions relating to UCITS.

1. Investments in transferable securities and liquid assets

- (A) Schroder International Selection Fund will invest in:
- (1) transferable securities and money market instruments admitted to or dealt in on a Regulated Market; and/or
 - (2) transferable securities and money market instruments dealt in on another market in a member state of the EU which is regulated, operated regularly and is recognised and open to the public; and/or
 - (3) transferable securities and money market instruments added to official listing on a stock exchange in a non-member state of the EU,

which is regulated, operated regularly and is recognised and open to the public; and/or

- (4) recently issued transferable securities and money market instruments, provided that
 - (I) the terms of issue include an undertaking that application will be made for admission to official listing on a stock exchange or on another Regulated Market which operates regularly, is recognised and open to the public and
 - (II) such admission is secured within one year of the issue; and/or
- (5) units of UCITS and/or of other UCI whether situated in an EU member state or not, provided that:
 - (I) such other UCIs have been authorised under laws which provide that they are subject to supervision considered by the CSSF to be equivalent to that laid down in EU Law, and that cooperation between authorities is sufficiently ensured,
 - (II) the level of protection for shareholders of Schroder ISF USSME in such other UCIs is equivalent to that provided for shareholders of Schroder ISF USSME in a UCITS, and in particular that the rules on assets segregation, borrowing, lending, and uncovered sales of transferable securities and money market instruments are equivalent to the requirements of UCITS IV Directive,
 - (III) the business of such other UCIs is reported in half-yearly and annual reports to enable an assessment of the assets and liabilities, income and operations over the reporting period,
 - (IV) no more than 10% of the assets of the UCITS or of the other UCIs, whose acquisition is contemplated, can, according to their constitutional documents, in aggregate be invested in units of other UCITS or other UCIs; and/or
- (6) deposits with credit institutions which are repayable on demand or have the right to be withdrawn, and maturing in no more than 12 months, provided that the credit institution has its registered office in a country which is an EU member state or, if the registered office of the credit institution is situated in a non-EU member state, provided that it is subject to prudential rules considered by the CSSF as equivalent to those laid down in EU Law; and/or
- (7) financial derivative instruments, including equivalent cash-settled instruments, dealt on a Regulated Market, and/or financial derivative instruments dealt over-the-counter (“OTC”), provided that:
 - (I) the underlying consists of securities covered by this section 1(A), financial indices, interest rates, foreign exchange rates or currencies, in which Schroder ISF USSME may invest according to its investment objective;

- (II) the counterparties to OTC derivative transactions are institutions subject to prudential supervision, and belonging to the categories approved by the CSSF;
- (III) the OTC derivatives are subject to reliable and verifiable valuation on a daily basis and can be sold, liquidated or closed by an offsetting transaction at any time at their fair value at the Schroder International Selection Fund's initiative.

and/or

- (8) money market instruments other than those dealt in on a Regulated Market, if the issue or the issuer of such instruments are themselves regulated for the purpose of protecting investors and savings, and provided that such instruments are:
 - (I) issued or guaranteed by a central, regional or local authority or by a central bank of an EU member state, the European Central Bank, the EU or the European Investment Bank, a non-EU member state or, in case of a Federal State, by one of the members making up the federation, or by a public international body to which one or more EU member states belong; or
 - (II) issued by an undertaking any securities of which are dealt in on Regulated Markets; or
 - (III) issued or guaranteed by an establishment subject to prudential supervision, in accordance with criteria defined in EU Law; or
 - (IV) issued by other bodies belonging to categories approved by the CSSF provided that investments in such instruments are subject to investor protection equivalent to that laid down in the first, the second or the third indent and provided that the issuer is a company whose capital and reserves amount to at least EUR 10,000,000 and which presents and publishes its annual accounts in accordance with the fourth Directive 78/660/EEC, is an entity which, within a group of companies which includes one or several listed companies, is dedicated to the financing of the group or is an entity which is dedicated to the financing of securitisation vehicles which benefit from a banking liquidity line.
- (9) In addition, the Schroder International Selection Fund may invest a maximum of 10% of the net asset value of Schroder ISF USSME in transferable securities and money market instruments other than those referred to under (A)(1) to (A)(4) and (A)(8) above.
- (10) Under the conditions and within the limits laid down by the Law, Schroder International Selection Fund may, to the widest extent permitted by the Luxembourg laws and regulations (i) create any fund qualifying either as a feeder UCITS or as a master UCITS, (ii) convert any existing fund into a feeder UCITS, or (iii) change the master UCITS of any of its feeder UCITS.

A feeder UCITS shall invest at least 85% of its assets in the units of another master UCITS. A feeder UCITS may hold up to 15% of its assets in one or more of the following:

- ancillary liquid assets in accordance with paragraph B below;
- financial derivative instruments, which may be used only for hedging purposes;

For the purposes of compliance with section 3 below, the feeder UCITS shall calculate its global exposure related to financial derivative instruments by combining its own direct exposure under the above paragraph, (b) with either:

- the master UCITS actual exposure to financial derivative instruments in proportion to the feeder UCITS investment into the master UCITS; or
- the master UCITS potential maximum global exposure to financial derivative instruments provided for in the master UCITS management regulations or instruments of incorporation in proportion to the feeder UCITS investment into the master UCITS.

- (B) Schroder ISF USSME may hold ancillary liquid assets. Liquid assets used to back-up financial derivative exposure are not considered as ancillary liquid assets.
- (C) (1) Schroder ISF USSME may invest no more than 10% of its net asset value in transferable securities or money market instruments issued by the same issuing body (and in the case of structured financial instruments embedding derivative instruments, both the issuer of the structured financial instruments and the issuer of the underlying securities). Schroder ISF USSME may not invest more than 20% of its net assets in deposits made with the same body. The risk exposure to a counterparty by Schroder ISF USSME in an OTC derivative transaction may not exceed 10% of its net assets when the counterparty is a credit institution referred to in paragraph 1(A)(6) above or 5% of its net assets in other cases.
- (2) Furthermore, where Schroder ISF USSME holds investments in transferable securities and money market instruments of any issuing body which individually exceed 5% of the net asset value of Schroder ISF USSME, the total value of all such investments must not account for more than 40% of the net asset value of Schroder ISF USSME.

This limitation does not apply to deposits and OTC derivative transactions made with financial institutions subject to prudential supervision.

Notwithstanding the individual limits laid down in paragraph (C)(1), Schroder ISF USSME may not combine:

- investments in transferable securities or money market instruments issued by;

- deposits made with; and/or
- exposures arising from OTC derivative transactions undertaken with

a single body in excess of 20% of its net assets.

- (3) The limit of 10% laid down in paragraph (C)(1) above shall be 35% in respect of transferable securities or money market instruments which are issued or guaranteed by an EU member state, its local authorities or by an Eligible State or by public international bodies of which one or more EU member states are members.
- (4) The limit of 10% laid down in paragraph (C)(1) above shall be 25% in respect of debt securities which are issued by highly rated credit institutions having their registered office in an EU member state and which are subject by law to a special public supervision for the purpose of protecting the holders of such debt securities, provided that the amount resulting from the issue of such debt securities are invested, pursuant to applicable provisions of the law, in assets which are sufficient to cover the liabilities arising from such debt securities during the whole period of validity thereof and which are assigned to the preferential repayment of capital and accrued interest in the case of a default by such issuer.

If Schroder ISF USSME invests more than 5% of its assets in the debt securities referred to in the sub-paragraph above and issued by one issuer, the total value of such investments may not exceed 80% of the value of the assets of Schroder ISF USSME.

- (5) The transferable securities and money market instruments referred to in paragraphs (C)(3) and (C)(4) are not included in the calculation of the limit of 40% referred to in paragraph (C)(2).

The limits set out in paragraphs (C)(1), (C)(2), (C)(3) and (C)(4) above may not be aggregated and, accordingly, the value of investments in transferable securities and money market instruments issued by the same body, in deposits or financial derivative instruments made with this body, effected in accordance with paragraphs (C)(1), (C)(2), (C)(3) and (C)(4) may not, in any event, exceed a total of 35% of Schroder ISF USSME's net asset value.

Companies which are included in the same group for the purposes of consolidated accounts, as defined in accordance with directive 83/349/EEC or in accordance with recognised international accounting rules, are regarded as a single body for the purpose of calculating the limits contained in this paragraph (C).

Schroder ISF USSME may cumulatively invest up to 20% of its net assets in transferable securities and money market instruments within the same group.

- (6) Without prejudice to the limits laid down in paragraph (D), the limits laid down in this paragraph (C) shall be 20% for investments in shares and/or bonds issued by the same body when the aim of

Schroder ISF USSME's investment policy is to replicate the composition of a certain stock or bond index which is recognised by the CSSF, provided:

- the composition of the index is sufficiently diversified,
- the index represents an adequate benchmark for the market to which it refers,
- it is published in an appropriate manner.

The limit laid down in the sub-paragraph above is raised to 35% where it proves to be justified by exceptional market conditions in particular in Regulated Markets where certain transferable securities or money market instruments are highly dominant provided that investment up to 35% is only permitted for a single issuer.

- (7) Where Schroder ISF USSME has invested in accordance with the principle of risk spreading in transferable securities or money market instruments issued or guaranteed by an EU member state, by its local authorities or by an Eligible State or by public international bodies of which one or more EU member states are members, Schroder International Selection Fund may invest 100% of the net asset value of Schroder ISF USSME in such securities provided that Schroder ISF USSME must hold securities from at least six different issues and the value of securities from any one issue must not account for more than 30% of the net asset value of Schroder ISF USSME.

Subject to having due regard to the principle of risk spreading, Schroder ISF USSME need not comply with the limits set out in this paragraph (C) for a period of 6 months following the date of its launch.

- (D) (1) Schroder International Selection Fund may not normally acquire shares carrying voting rights which would enable the Schroder International Selection Fund to exercise significant influence over the management of the issuing body.
- (2) Schroder International Selection Fund may acquire no more than (a) 10% of the non-voting shares of any single issuing body, (b) 10% of the value of debt securities of any single issuing body, (c) 10% of the money market instruments of the same issuing body, and/or (d) 25% of the units of the same UCI. However, the limits laid down in (b), (c) and (d) above may be disregarded at the time of acquisition if at that time the gross amount of the debt securities or of the money market instruments or the net amount of securities in issue cannot be calculated.

The limits set out in paragraph (D)(1) and (2) above shall not apply to:

- (1) transferable securities and money market instruments issued or guaranteed by an EU member state or its local authorities;
- (2) transferable securities and money market instruments issued or guaranteed by any other Eligible State;

- (3) transferable securities and money market instruments issued by public international bodies of which one or more EU member states are members; or
 - (4) shares held in the capital of a company incorporated in a non-EU member state which invests its assets mainly in the securities of issuing bodies having their registered office in that state where, under the legislation of that state, such holding represents the only way in which Schroder ISF USSME's assets may invest in the securities of the issuing bodies of that state, provided, however, that such company in its investment policy complies with the limits laid down in Articles 43, 46 and 48 (1) and (2) of the Law.
- (E) Schroder ISF USSME may not invest more than 10% of its net assets in units of UCITS or other UCIs. In addition, the following limits shall apply:
- (1) If Schroder ISF USSME is allowed to invest more than 10% of its net assets in units of UCITS and/or UCIs, Schroder ISF USSME may not invest more than 20% of its net assets in units of a single UCITS or other UCI. Investments made in units of UCIs other than UCITS may not, in aggregate, exceed 30% of the net assets of Schroder ISF USSME.
 - (2) When Schroder ISF USSME invests in the units of other UCITS and/or other UCIs linked to Schroder International Selection Fund by common management or control, or by a direct or indirect holding of more than 10% of the capital or the voting rights, or managed by a management company linked to the investment manager, no subscription or redemption fees may be charged to Schroder International Selection Fund on account of its investment in the units of such other UCITS and/or UCIs. In respect of Schroder ISF USSME's investments in UCITS and other UCIs linked to Schroder International Selection Fund as described in the preceding paragraph, there shall be no management fee charged to that portion of the assets of Schroder ISF USSME. Schroder International Selection Fund will indicate in its annual report the total management fees charged both to Schroder ISF USSME and to the UCITS and other UCIs in which Schroder ISF USSME has invested during the relevant period.
 - (3) Schroder International Selection Fund may acquire no more than 25% of the units of the same UCITS and/or other UCI. This limit may be disregarded at the time of acquisition if at that time the gross amount of the units in issue cannot be calculated. In case of a UCITS or other UCI with multiple sub-funds, this restriction is applicable by reference to all units issued by the UCITS/UCI concerned, all sub-funds combined.
 - (4) The underlying investments held by the UCITS or other UCIs in which Schroder ISF USSME invest do not have to be considered for the purpose of the investment restrictions set forth under section 1(C) above.
- (F) Schroder ISF USSME may subscribe, acquire and/or hold securities to be issued or issued by one or more funds (each, a "Target Fund") without the Schroder International Selection Fund being subject to the requirements of

the Law of 10 August 1915 on commercial companies, as amended, with respect to the subscription, acquisition and/or the holding by a company of its own shares, under the condition however that:

- (1) the Target Fund(s) do(es) not, in turn, invest in Schroder ISF USSME; and
- (2) no more than 10% of the assets that the Target Fund (s) whose acquisition is contemplated may be invested in units of other Target Funds; and
- (3) voting rights, if any, attaching to the shares of the Target Fund (s) are suspended for as long as they are held by Schroder ISF USSME concerned and without prejudice to the appropriate processing in the accounts and the periodic reports; and
- (4) in any event, for as long as these securities are held by Schroder ISF USSME, their value will not be taken into consideration for the calculation of the net assets of Schroder International Selection Fund for the purposes of verifying the minimum threshold of the net assets imposed by the Law; and
- (5) there is no duplication of management/subscription or repurchase fees between those at the level of Schroder ISF USSME having invested in the Target Fund(s), and this (these) Target Fund(s).

2. Investment in other assets

- (A) Schroder International Selection Fund will neither make investments in precious metals, commodities or certificates representing these. In addition, Schroder International Selection Fund will not enter into financial derivative instruments on precious metals or commodities. This does not prevent Schroder International Selection Fund from gaining exposure to precious metals or commodities by investing into financial instruments backed by precious metals or commodities or financial instruments whose performance is linked to precious metals or commodities.
- (B) Schroder International Selection Fund will not purchase or sell real estate or any option, right or interest therein, provided Schroder International Selection Fund may invest in securities secured by real estate or interests therein or issued by companies which invest in real estate or interests therein.
- (C) Schroder International Selection Fund may not carry out uncovered sales of transferable securities, money market instruments or other financial instruments referred to in sections 1(A)(5), (7) and (8).
- (D) Schroder International Selection Fund may not borrow for the account of Schroder ISF USSME, other than amounts which do not in aggregate exceed 10% of the net asset value of Schroder ISF USSME, and then only as a temporary measure. For the purpose of this restriction back to back loans are not considered to be borrowings.
- (E) Schroder International Selection Fund will not mortgage, pledge, hypothecate or otherwise encumber as security for indebtedness any securities held for the account of Schroder ISF USSME, except as may be necessary in connection with the borrowings mentioned in paragraph (D) above, and then such mortgaging, pledging, or hypothecating may not

exceed 10% of the net asset value of Schroder ISF USSME. In connection with swap transactions, option and forward exchange or futures transactions the deposit of securities or other assets in a separate account shall not be considered a mortgage, pledge or hypothecation for this purpose.

- (F) Schroder International Selection Fund will not underwrite or sub-underwrite securities of other issuers.
- (G) Schroder International Selection Fund will on a fund by fund basis comply with such further restrictions as may be required by the regulatory authorities in any country in which the shares of its funds (including shares of Schroder ISF USSME) are marketed.

3. Financial derivative instruments

As specified in section 1(A)(7) above, Schroder International Selection Fund may in respect of Schroder ISF USSME invest in financial derivative instruments.

Schroder International Selection Fund shall ensure that the global exposure of Schroder ISF USSME relating to financial derivative instruments does not exceed the total net assets of Schroder ISF USSME. Schroder ISF USSME's overall risk exposure shall consequently not exceed 200% of its total net assets. In addition, this overall risk exposure may not be increased by more than 10% by means of temporary borrowings (as referred to in section 2(D) above) so that it may not exceed 210% of Schroder ISF USSME's total net assets under any circumstances.

The global exposure relating to financial derivative instruments is calculated taking into account the current value of the underlying assets, the counterparty risk, foreseeable market movements and the time available to liquidate the positions. This shall also apply to the following sub-paragraphs.

Schroder ISF USSME may invest, as a part of its investment policy and within the limits laid down in section 1(A)(7) and section 1(C)(5), in financial derivative instruments provided that the exposure to the underlying assets does not exceed in aggregate the investment limits laid down in sections 1(C)(1) to (7).

When Schroder ISF USSME invests in index-based financial derivative instruments compliant with the provisions of sections 1(C)(1) to (7), these investments do not have to be combined with the limits laid down in section 1(C).

When a transferable security or money market instrument embeds a financial derivative instrument, the latter must be taken into account when complying with the requirements of these restrictions. Transferable securities or money market instruments backed by other assets are not deemed to embed a financial derivative instrument.

Schroder ISF USSME may use financial derivative instruments for investment purposes and for hedging purposes, within the limits of the regulations applicable to the Schroder ISF USSME. Under no circumstances shall the use of these instruments and techniques cause Schroder ISF USSME to diverge from its investment policy or objective. The risks against which Schroder ISF USSME could be hedged may be, for instance, market risk, foreign exchange risk, interest rates risk, credit risk, volatility or inflation risks.

(f) Risk Management Process of the Schroder ISF USSME's manager

Schroder International Selection Fund will employ a risk management process which enables it with the investment manager to monitor and measure at any time the risk of the positions, the use of efficient portfolio management techniques, the management of collateral and their contribution to the overall risk profile of Schroder ISF USSME. Schroder International Selection Fund or the investment manager will employ, if applicable, a process for accurate and independent assessment of the value of any OTC derivative instruments.

(g) Performance of Schroder ISF USSME

Performance analysis of Schroder ISF USSME – A Accumulation Share Class as at 30 September 2014.

Performance in %	Schroder ISF USSME – A Accumulation Share Class	Russell 2500 TR Lagged
1 month	-2.35	-5.14
3 months	-1.63	-5.35
6 months	2.14	-1.97
YTD	3.91	0.28
1 year	12.86	8.97
3 years	70.10	85.19
5 years	79.68	109.90
Since launch	121.87	123.47

Performance analysis of Schroder ISF USSME – X Accumulation Share Class as at 30 September 2014.

Performance in %	Schroder ISF USSME – X Accumulation Share Class	Russell 2500 TR Lagged
1 month	-2.30	-5.14
3 months	-1.46	-5.35
6 months	2.48	-1.97
YTD	4.43	0.28
1 year	13.63	8.97
3 years	73.67	85.19
5 years	Not applicable	109.90
Since launch	43.83	48.00

As the Schroder ISF USSME – X Accumulation Share Class was created after the launch of the Schroder ISF USSME – A Accumulation Share Class, the past performance of the A Accumulation Share Class is used as a proxy, taking into account the difference in the total expense ratio. The inception date of Schroder ISF USSME – X Accumulation Share Class was 25 March 2011.

Past performance is not a reliable indicator of future results, prices of shares and the income from them may fall as well as rise and investors may not get the amount originally invested.

All performance data are on a NAV to NAV basis, net income reinvested. The fund performance is compared to the previous day's benchmark performance due to valuation time differences.

Source: Schroders

3.14 INFORMATION ON RHB-OSK ASIAN REAL ESTATE FUND

3.14.1 Objective

This Fund aims to achieve long term[^] capital appreciation through investments in the real estate market.

Any material change to the objective of this Fund requires the Unit Holders' approval.

[^]Note: "long term" in this context refers to a period of between 5 – 7 years.

3.14.2 Strategy

The Fund seeks to achieve its investment objective through a diversified portfolio of primarily Asian real estate securities and listed Real Estate Investment Trusts (REITS). Specific risks associated with securities and investments are as elaborated in Section 2.2.

The Fund's investments in Asian real estates are those of REITS (including business trusts) and of companies* whose securities (including equity and equity related securities, preferred shares, Senior Securities and debt securities) are listed on the Asian markets (except Japan and Vietnam) such as China, Hong Kong, India, Indonesia, Korea, Malaysia, Philippines, Thailand, Singapore and Taiwan Stock Exchanges. These are REITS/companies* that have at least 50% of its business operations in, or which derive at least 50% of its revenue from, or have at least 50% of its assets located in, the Asian region (except Japan and Vietnam). Although, Japan and Vietnam are part of Asia, these countries have been excluded to reflect the benchmark selected for the Fund.

*These companies include property investment companies that derive revenue from rental income and/or capital appreciation from real estate, property development companies as well as companies investing in REITS.

The Fund may also invest opportunistically in REITS (including business trusts) and the securities of companies* listed in Australia, New Zealand, Japan and Vietnam Stock Exchanges to capitalise on the potential of the Asian real estate markets including those of Australia, New Zealand, Japan and Vietnam. These are REITS/companies* that have at least 50% of its business operations in, or which derive at least 50% of its revenue from, or have at least 50% of its assets located in, the Asian region including Australia, New Zealand, Japan and Vietnam. However, the Fund's investment in these exchanges shall not in aggregate exceed 30% of the Net Asset Value.

In managing the Fund, the Manager will employ a multi-step investment process, combining a bottom-up investment process that involves rigorous company research with a top-down process to review the asset allocation at both the regional/country and sector levels. Asset allocation and geographical weightings are derived after analysing macro economic trends and country dynamics. Country and portfolio exposure limits are in place to mitigate the risks of the investments. The Manager believes that long-term[^] investment performance can be achieved by employing a rigorous research process that enables them to identify the companies*/REITS that generate superior returns as well as by identifying companies* that are undervalued.

[^]Note: "long term" in this context refers to a period of between 5-7 years.

Thus, this Fund's portfolio will be structured as follows:

Up to 98% of Net Asset Value (with at least 70% of Net Asset Value in equity)

- Investments in primarily Asian real estate securities and listed Real Estate Investment Trusts (REITS).

2% - 5% of Net Asset Value

- Investments in liquid assets including money market instruments and deposits with financial institutions.

The above asset allocation is only indicative and will be reviewed from time to time depending on the judgment of the Manager as to the general market and economic conditions. Although the Fund is actively managed, how active or the frequency of its trading strategy will very much depend on market opportunities.

The risk management strategies and techniques employed by the Manager includes diversification of the Fund's investments in terms of its exposure to various industries / sectors, countries and asset classes and/or type of investments (i.e. equity, REITS, money market instruments). Financial derivatives may also be used for hedging purposes where appropriate. Generally, the assets of the Fund will be invested over a medium to long term period with disposal of the investments when necessary to control risk as well as to optimise capital gains. This is especially so when the full growth potential of an investment is deemed to have been reduced over a prolonged rise in equity values and the available alternative investments may present cheaper valuations and potential higher returns. The Fund also complies with the permitted investments and restriction imposed by the Securities Commission. Adherence to these permitted investments and restrictions also helps the Manager to risk-manage the Fund's portfolio in terms of diversification. Moreover, the Manager in making its investment decisions shall at all times comply with the investment restrictions of the Fund and requirements as set out in the Deed.

For investments in foreign markets, the Manager in managing the principal risks such as country risk and currency risk will always take into consideration the reference benchmark as well as its evaluation of the historical developments and its prior experience in such markets. Such practice will be managed through active management and constant review of the economic and political developments of the countries invested. Investments will ultimately be made based on the risk-reward.

The Manager may take temporary defensive positions that may be inconsistent with the Fund's principal strategy in attempting to respond to the adverse economic, political or any other market conditions. In such circumstances, the Manager may reallocate up to 100% of the Fund's equity investments into other asset classes such as debt securities, money market instruments, cash and deposits with any financial institutions, which are defensive in nature.

The performance of this Fund is benchmarked against the MSCI AC Asia ex-Japan Real Estate Index (RM). The benchmark chosen best represents the Fund's underlying investments and the geographical location of its investments. For ease of reference, investors may refer to Bloomberg L.P. or the MSCI website (www.msci.com) for this indicator. The MSCI AC Asia ex-Japan Real Estate Index is translated to RM for similar comparison with the performance of the RM denominated Fund.

3.14.3 Permitted Investments and Restrictions

This Fund may invest in securities traded on the Bursa Malaysia or any other market considered as an Eligible Market, securities not listed in or traded under the rules of an Eligible Market ("unlisted securities"), collective investment schemes, securities/instruments in foreign markets, financial derivatives, structured products, liquid assets (including money market instruments and deposits with any financial institutions), participate in the lending of securities, and any other investments permitted by the Securities Commission from time to time.

The acquisition of such permitted investments is subject to the following restrictions:

- a) The value of the Fund's investments in unlisted securities must not exceed ten (10) per cent of the Net Asset Value, or any other limit as may be prescribed by the Securities Commission from time to time.
- b) The value of the Fund's investments in ordinary shares issued by any single issuer must not exceed ten (10) per cent of the Net Asset Value, or any other limit as may be prescribed by the Securities Commission from time to time.
- c) The value of the Fund's investments in transferable securities (i.e equities, debentures and warrants) and money market instruments issued by any single issuer must not exceed fifteen (15) per cent of the Net Asset Value, or any other limit as may be prescribed by the Securities Commission from time to time.
- d) The value of the Fund's placement in deposits with any single institution must not exceed twenty (20) per cent of the Net Asset Value, or any other limit as may be prescribed by the Securities Commission from time to time.
- e) The value of the Fund's investment in transferable securities and money market instruments issued by any group of companies must not exceed twenty (20) per cent of the Net Asset Value, or any other limit as may be prescribed by the Securities Commission from time to time.
- f) The aggregate value of the Fund's investments in transferable securities, money market instruments, deposits, over-the-counter ("OTC") financial derivatives and structured products issued by or placed with (as the case may be) any single issuer/institution must not exceed twenty five (25) per cent of the Net Asset Value, or any other limit as may be prescribed by the Securities Commission from time to time.
- g) The value of the Fund's investments in units/shares of any collective investment scheme must not exceed twenty (20) per cent of the Net Asset Value, or any other limit as may be prescribed by the Securities Commission from time to time.
- h) The value of the Fund's investments in structured products issued by a single counterparty must not exceed fifteen (15) per cent of the Net Asset Value, or any other limit as may be prescribed by the Securities Commission from time to time. This single counterparty limit may be exceeded if the counterparty has a minimum long-term rating that indicates very strong capacity for timely payment of financial obligations provided by any domestic or global rating agency and the structured product has a capital protection feature. When this applies, the calculation of the aggregate value to determine compliance with item (f) should exclude the value of investments in structured products.
- i) The value of the Fund's OTC financial derivatives transactions with any single counterparty must not exceed ten (10) per cent of the Net Asset Value, or any other limit as may be prescribed by the Securities Commission from time to time; and the Fund's exposure to the underlying assets (vide the derivatives) must not exceed the Fund's investment spread limits as stipulated in (b), (c), (d), (e), (f), (g), and (h) above. In addition, the Fund's net market exposure owing to its financial derivatives positions must not exceed the Net Asset Value.
- j) The Fund's investments in transferable securities (other than debentures) must not exceed ten (10) per cent of the securities issued by any single issuer, or any other limit as may be prescribed by the Securities Commission from time to time.

- k) The Fund's investments in debentures must not exceed twenty (20) per cent of the debentures issued by any single issuer, or any other limit as may be prescribed by the Securities Commission from time to time.
- l) The Fund's investments in money market instrument must not exceed ten (10) per cent of the instruments issued by any single issuer, or any other limit as may be prescribed by the Securities Commission from time to time. Such limit does not apply to money market instruments that do not have a pre-determined issue size.
- m) The Fund's investments in collective investment schemes must not exceed twenty five (25) per cent of the units/shares in any one collective investment scheme, or any other limit as may be prescribed by the Securities Commission from time to time.

The limits and restrictions mentioned herein must be complied with at all times based on the most up-to-date value of the Fund's investments. However, a 5% allowance in excess of the limit or restrictions is permitted where the restriction is breached through an appreciation or depreciation of the Net Asset Value (whether as a result of an appreciation or depreciation of the investments, or as a result of repurchase of Units or payment made from the Fund). The Manager will not make any further acquisitions to which the relevant limit is breached, and the Manager will within a reasonable period of not more than three (3) months from the date of the breach take all necessary steps and actions to rectify the breach. Such limits and restrictions however, do not apply to securities that are issued or guaranteed by the Malaysian government or Bank Negara Malaysia.

3.14.4 Investment in Securities Not Traded in or under the Rules of an Eligible Market ("unlisted securities")

The Manager will only make such investments where the Manager expects those investments to complement the objective and enhance the performance of this Fund. Such investments shall not include:

- (a) Equities not listed for trading in a stock market of a stock exchange but have been approved for such listing and are offered directly to the Fund by the issuer;
- (b) Debentures traded on an organised over-the-counter market; and
- (c) Structured products.

The Fund's investment holding in unlisted securities (if any) shall always be subject to the restriction stipulated in Section 3.14.3 (a).

3.14.5 Collective Investment Schemes

The Manager will only make such investments where the Manager expects those investments to complement the objective and enhance the performance of this Fund. In addition, the Manager will only make such investments if the target fund is registered/ authorised/ approved by the relevant regulatory authority in its home jurisdiction as the case may be and which operates within the general investment principles of the Guidelines on Unit Trust Funds issued by the Securities Commission. The Fund's investments in collective investment schemes (if any) shall always be made subject to the restrictions stipulated in Section 3.14.3 (g) and (m).

3.14.6 Financial Derivatives

The Manager may participate in financial derivatives, when appropriate. The category of financial derivatives to be participated in shall be the stock index futures contracts, the stock index options contracts, single stock futures contracts, forwards and swaps, or any other categories and/or types of futures contracts or financial derivatives that may be allowable by

the relevant authorities from time to time. The Fund's participation in financial derivatives is basically to hedge the portfolio from any unexpected price movement in the underlying market and also the portfolio's exposure to foreign currency, as well as to hedge against any opportunity loss arising from its uninvested cash. The benefit of any upside of price movement in the underlying market or currency movement is limited as the primary interest is to protect the value of the portfolio and to manage risks in relation to the benchmark. Nonetheless, the Fund may also invest in financial derivatives for investment purpose to enhance the return of the Fund. If the Fund were to invest in over-the-counter ("OTC") derivatives, the Manager will monitor the credit rating of the counterparty issuing the derivatives and dispose of the derivatives should the rating of the said derivative counterparty fall below the credit rating of A by RAM Rating Services Berhad or its equivalent rating by a reputable rating establishment. If the Fund does invest in derivatives, there may be a likelihood that the NAV per Unit may be subject to high volatility. The Fund's investment in financial derivatives (if any) shall always be subject to the restrictions stipulated in Section 3.14.3 (f) and (i).

3.14.7 Structured Products

The Manager may invest in structured products where the Manager expects those investments to complement the objective and enhance the performance of this Fund. The Fund's investment in structured products (if any) shall always be subject to the restrictions stipulated in Section 3.14.3 (f) and (h).

3.14.8 Foreign Securities

The Manager may invest up to 98% of the Net Asset Value in securities of property companies and REITS listed on the foreign markets where its regulatory authority is a member of the International Organisation of Securities Commissions (IOSCO). As such, the Fund will invest in securities of property companies/REITS listed on foreign markets such as China, Hong Kong, India, Indonesia, Philippines, Singapore, South Korea, Taiwan, Thailand and opportunistically in those listed in Australia, New Zealand, Japan and Vietnam.

When investing in foreign markets which require prior permission or approval such as in the form of an investment licence or investor code or investor registration, the Fund has/will obtain such necessary permission or approval in order to invest in such markets.

In undertaking these foreign investments, the Manager will invest directly in the equities markets and may also invest through other collective investment schemes, (provided the investment mandate of the scheme complements this Fund's investment objective and other conditions as set out in Section 3.14.5), where appropriate.

3.14.9 Liquid Assets

The Manager in structuring the Fund's portfolio will maintain a minimum liquid assets level of 2% of the Net Asset Value for the purpose of meeting redemptions and to enable the proper and efficient management of the Fund. However, this does not preclude the Manager from lowering or raising the liquid assets level from the stipulated level to allow the Manager to react to the prevailing market conditions and to manage investment risk when circumstances warrant it.

This Fund shall not borrow in connection with its activities or lend any of its cash or investments unless permitted by the relevant laws pertaining to unit trusts. However, the Fund may borrow cash on a temporary basis (i.e. not more than one month) from financial institutions to meet redemption requests. Such borrowing shall not exceed ten (10) per cent of the Net Asset Value at the time the borrowing is incurred.

CHAPTER 3: INFORMATION ON THE FUNDS

3.15 GENERAL INFORMATION

3.15.1 Investment Philosophy

(a) Manager

GEY	ASPAC	RESO	GNS
DRAGON	AAA	ENERGY	ASEAN
AREF			

Our investment philosophy describes the approach that the investment team will adhere to when constructing an equity or fixed income portfolio. The portfolio managers invest in well-managed companies with strong balance sheets that possess competitive advantages that should enable them to outperform their peers over economic cycles. The portfolio managers are active investors that make high conviction security selection decisions, but at the same time do not take unnecessary or excessive risks nor take speculative positions. The portfolio managers seek to outperform their peers and beat their benchmark by buying mispriced or cheap securities. Following our disciplined sell strategy, they would then exit positions when our target price is reached. Concurrently, the portfolio managers understand the Funds' risk profile and act within each individual Fund's mandate.



(b) External Investment Manager

BIGCAP

The External Investment Manager believes that the global capital markets are, to varying degrees, inefficient. Therefore, it is possible to achieve superior long-term performance through rigorous research and analysis in the form of top down macro analysis of markets and bottom-up sector, stock and credit specific research process that is applied consistently firm-wide.

The External Investment Manager's team-based approach synthesizes the ideas and convictions generated by both the fixed income and equities teams who work closely with one another. This team-based approach has delivered consistent performance over time and across business cycles.

CHAPTER 3: INFORMATION ON THE FUNDS

3.15.2 Investment Approach

(a) **Manager**

(i) **General**

**GEY
DRAGON
AREF**

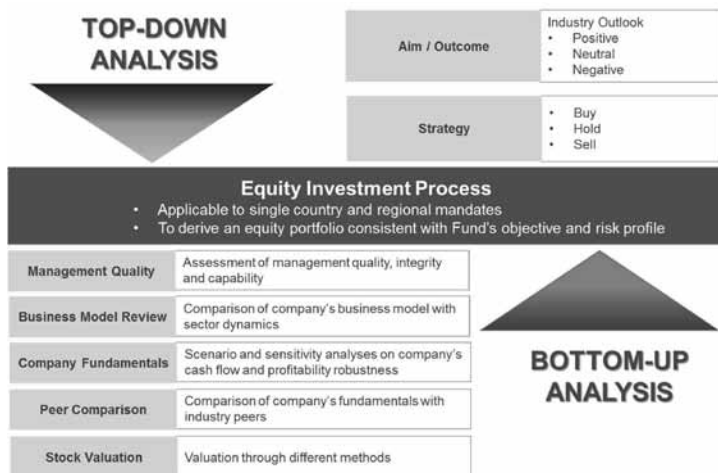
**ASPAC
AAA**

**RESO
ENERGY**

**GNS
ASEAN**

Whenever the Fund invests in equities and/or fixed income securities, the Manager’s investment approach will evolve around the following principles:-

Equities



CHAPTER 3: INFORMATION ON THE FUNDS

Fixed Income Securities



(ii) GNS (only)

The Manager believes that the IPO market is unique in the sense that companies going for listing on a stock exchange generally:

- have shorter track records;
- are not well-researched by the investment community;
- and hence difficult to ascertain fair value.

The Manager maintains a team of investments professionals with specializations in various geographical markets (Asia, Australasia, Japan, Europe and US) and industry sectors (such as banks & financials, real estate, commodities & resources, technology, telecommunication, consumer, industrial etc). This offers a tremendous amount of value-add as it provides a strong foundation of knowledge for evaluating the prospects of an IPO company. Besides analysing the company's prospectus and financial statements, the team would also engage in primary and qualitative research where possible. This may include visiting the company, interviewing management and talking to its customers, suppliers, competitors or other industry players.

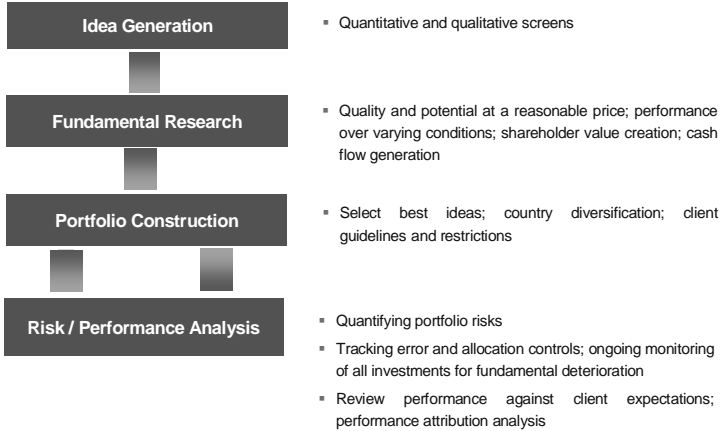
Given its close dealings with various stock brokerages and investment banks, the Manager would generally also have better access to IPO shares which may not be easily available to the general public.

CHAPTER 3: INFORMATION ON THE FUNDS

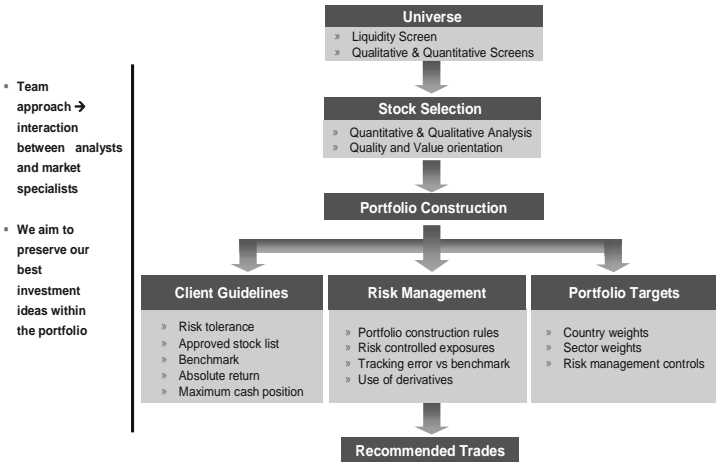
(b) External Investment Manager

BIGCAP

The External Investment Manager's investment approach is ultimately driven by fundamental research and will evolve around the following principles:-



The portfolio is constructed from best fundamental ideas as follows:-



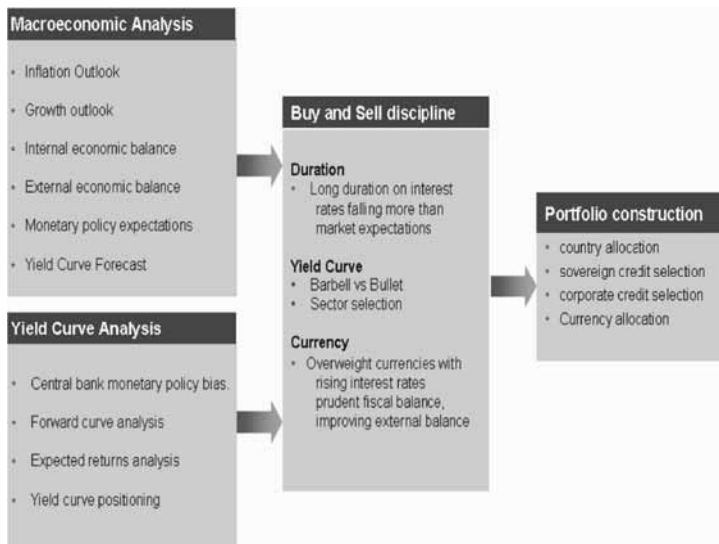
CHAPTER 3: INFORMATION ON THE FUNDS

The equity selection will be based on a rigorous process which will appraise the relative value of a company in terms of:-

- 1) Valuation
- 2) Correct asset allocation based on economic cycle
- 3) Correct sector allocation based on market cycle
- 4) Dividend Payout
- 5) Earnings growth potential
- 6) Quality of Earnings (Volatility, Sustainability, Visibility)
- 7) Financial Strength (Strong Balance Sheet)
- 8) Risk Factors pertaining to stock or sector
- 9) Cash Flow
- 10) Quality of Management, Corporate Governance

The fixed income selection will be based on a rigorous investment process which includes the following :

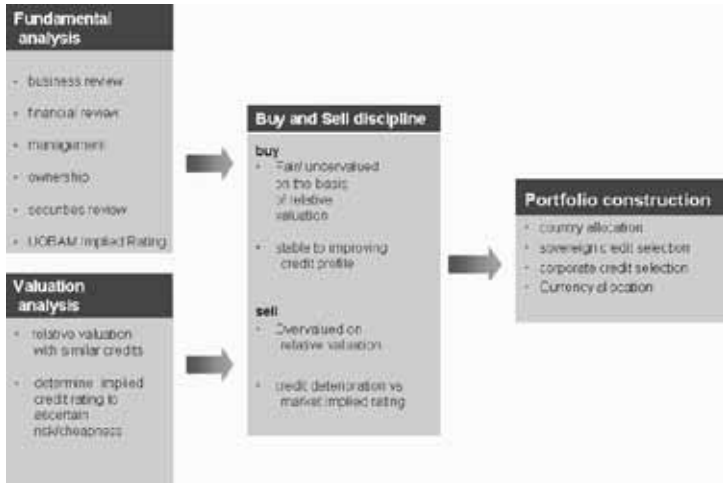
a. Macroeconomic Analysis



The macroeconomic analysis process forecasts likely interest rate and currency scenarios over a six to twelve month horizon. This involves thoroughly analysing the macroeconomic environment and its impact on monetary policy and currency. Currency and duration positions are taken as an overlay and implemented through the use of derivatives such as interest rate futures and currency forwards.

CHAPTER 3: INFORMATION ON THE FUNDS

b. Credit Selection



The credit selection module begins with each analyst identifying and selecting assets that are mispriced. This is identified by comparing our independent view of the issuer against how it is priced by the market. Our credit research includes areas such as business and financial review of the company as well as bond issue specific factors such as covenants and creditor protection clauses. Investment ideas are reviewed monthly and are substituted with new ideas generated when necessary. This monthly review process ensures that we maintain discipline to review our holdings and to constantly refresh the portfolio with ideas with the highest expected returns.

The investment cycle is repeated quarterly and with monthly meeting to review our initial investment thesis. Two monthly meetings are held, one to discuss macroeconomic developments and the other to discuss strategic credit developments during the month. Portfolio performance is also reviewed at the credit meeting. The investment process is structured and repeatable and it provides the team with a disciplined approach with which investments decisions are made.

3.15.3 Fund Business Day

**GEY
AAA**

**ASPAC
BIGCAP**

RESO

DRAGON

As **GEY**, **ASPAC**, **RESO**, **AAA** and **BIGCAP** may respectively invest up to 98% of its Net Asset Value and **DRAGON** up to 70% of its Net Asset Value in securities of foreign markets, it is envisaged that although BMSB is open for business, the Manager may declare (after consultation with the Trustee) certain days to be a non-Business Day. This is so when the foreign markets in which investments of the respective Fund have in aggregate values amounting to at least 50% of the Net Asset Value invested therein, are closed for business. This is to ensure that the valuation of a Fund for a particular Business Day will represent the valuation of the majority of assets comprised in the portfolio of a Fund on that Business Day. Investors will thus be given a fair valuation of the respective Fund at all times, be it when buying or redeeming units of the Fund.

CHAPTER 3: INFORMATION ON THE FUNDS

GAF

As the target fund into which **GAF** invests (i.e. BGF-GAF) is a Luxembourg-based fund which observes its own business day policy, it is envisaged that although BMSB is open for business, the Manager may declare (after consultation with the Trustee) certain days to be a non-Business Day. This is so when it is a non-business day in Hong Kong (i.e. Saturdays, Sundays and public holidays) and/or it is a non-business day in Luxembourg for banks and the Luxembourg stock exchange (including such other days as the directors of BGF may decide). This is to ensure that the valuation of the Fund for a particular Business Day will represent the valuation of BGF-GAF for that Business Day. Investors will thus be given a fair valuation of the Fund at all times, be it when buying or redeeming units of the Fund.

GNS

As this Fund may invest up to 98% of its Net Asset Value in securities of foreign markets, it is envisaged that although BMSB is open for business, the Manager may declare (after consultation with the Trustee) certain days to be a non-Business Day. This is when the foreign markets in which investments of the Fund have in aggregate values amounting to at least 50% of the Net Asset Value invested therein, are closed for business. This is to ensure that the valuation of the Fund for a particular Business Day will represent the valuation of the majority of assets comprised in the portfolio of the Fund on that Business Day. Investors will thus be given a fair valuation of the Fund at all times, be it when buying or redeeming units of the Fund.

AGO

As the target fund into which **AGO** invests (i.e. UAGOF) is domiciled in Singapore which has its own business day policy, it is envisaged that although BMSB is open for business, the Manager may declare (after consultation with the Trustee) certain days to be a non-Business Day. This is so when it is a non-business day in Singapore (i.e. Saturdays, Sundays and public holidays) and/or a day which is a non-dealing day as defined in the prevailing prospectus of UAGOF. This is to ensure that the valuation of the Fund for a particular Business Day will represent the valuation of UAGOF for that Business Day. Investors will thus be given a fair valuation of the Fund at all times, be it when buying or redeeming units of the Fund.

GCF

As the target fund into which **GCF** invests (i.e. UGFF) is domiciled in Singapore which has its own business day policy, it is envisaged that although Bursa Malaysia is open for business, the Manager may declare certain days to be a non-Business Day. This is so when it is a non-business day in Singapore (i.e. Saturdays, Sundays and public holidays) and/or a day which is a non-dealing day as defined in the prevailing prospectus of UGFF. This is to ensure that the valuation of the Fund for a particular Business Day will represent the valuation of UGFF for that Business Day. Investors will thus be given a fair valuation of the Fund at all times, be it when buying or redeeming units of the Fund.

ENERGY

As the Fund invests in a derivative instrument in the form of a Swap Agreement that will provide the Fund with exposure to the Underlying which are US Dollar based and are traded/listed in the US market, it is envisaged that although Bursa Malaysia and the banks in Kuala Lumpur are open for trading or business, the Manager may declare (after consultation with the Trustee) certain days to be a non-Business Day. This is when the banks in London and/or New York and/or Hong Kong are closed for business. This is to enable the Swap Counterparty for the derivative instrument to provide an accurate valuation of the Underlying. As the dealing team for commodities and equities of the Swap Counterparty are based in London and Hong Kong respectively, these countries must be correspondingly open for a

CHAPTER 3: INFORMATION ON THE FUNDS

more accurate valuation and dealing of the Underlying. Investors will thus be given a fair valuation of the Fund at all times when purchasing or redeeming units of the Fund.

ASEAN

AREF

As the Fund may invest up to 98% of its Net Asset Value in securities of foreign markets, it is envisaged that although Bursa Malaysia is open for business, the Manager may declare certain days to be a non-Business Day. This is so when the foreign markets in which investments of the Fund have in aggregate values amounting to more than 50% of the Net Asset Value invested therein, are closed for business. This is to ensure that the valuation of the Fund for a particular Business Day will represent the valuation of the majority of assets comprised in the portfolio of the Fund on that Business Day. Investors will thus be given a fair valuation of the Fund at all times, be it when buying or redeeming units of the Fund.

USFOCUS

As the target fund into which the Fund invests (i.e. Schroder ISF USSME) is domiciled in Luxembourg which has its own business day policy, it is envisaged that although Bursa Malaysia is open for business, the Manager may declare certain days to be a non-Business Day. This is so when it is a non-business day in New York and/or Luxembourg (i.e. Saturdays, Sundays and public holidays) and/or a day which is determined to be a non-business day by the manager of Schroder ISF USSME. This is to ensure that the valuation of the Fund for a particular Business Day will represent the valuation of Schroder ISF USSME for that Business Day. Investors will thus be given a fair valuation of the Fund at all times, be it when buying or redeeming units of the Fund.

3.15.4 Valuation of Assets

GEY	ASPAC	RESO	GAF
GNS	DRAGON	AAA	BIGCAP
AGO	GCF	ENERGY	ASEAN
USFOCUS	AREF		

The Fund must be valued at least once every Business Day. However, certain foreign markets in which the Fund may invest in have different time zones from that of Malaysia.

Accordingly, the valuation of the respective Fund for a Business Day will be conducted before 5.00 p.m. on the following day in which the Manager is open for business, when the closing prices of the foreign markets for that Business Day would be available.

As such, the daily price of the Fund for a particular Business Day will not be published in the newspapers on the next day but will instead be published the next following day (i.e. the price will be two (2) days old). This will be specifically indicated in the newspapers.

Illustration

For the market close of 1 December 2014 (Monday) the valuation date will be the next day in which the Manager is open for business, that is, 2 December 2014 (Tuesday). Thus, the newspaper publication date for the prices as at 1 December 2014 (Monday) will be on 3 December 2014 (Wednesday).

Investors may however obtain the most current computed price by contacting the Manager directly or visiting our website, www.rhbgroup.com [please refer to Section 7.2 (g) (Availability of Information on Investment)].

In undertaking any of the Fund's investments, the Manager will ensure that all the assets of the respective Fund will be valued appropriately, that is, at market value, failing which, such

CHAPTER 3: INFORMATION ON THE FUNDS

assets will be valued at fair value and at all times in compliance with the relevant laws including approved accounting standards.

Accordingly:

- (i) Listed local and foreign securities will be valued daily based on the last done market price or such other basis as may be prescribed by the relevant laws from time to time including approved accounting standards.

However, if:-

- (a) a valuation based on the market price does not represent the fair value of the securities, for example during abnormal market conditions; or
- (b) no market price is available, including in the event of a suspension in the quotation of securities for a period exceeding 14 days, or such shorter period as agreed by the Trustee,

then the securities would be valued at fair value, as determined in good faith by the Manager based on the methods or bases approved by the Trustee after appropriate technical consultation.

- (ii) Investments in unlisted bond or fixed income securities denominated in Ringgit Malaysia will be valued on a daily basis by reference to the fair value prices quoted by a bond pricing agency (BPA) registered with the Securities Commission. However, where quotations are not available such unlisted bonds or fixed income securities will generally be valued on a weekly basis or as and when appropriate, by reference to the average indicative yield quoted by three reputable financial institutions in over-the-counter market at the close of trading. These institutions include investment banks and commercial banks dealing in bonds or fixed income securities.

Investments in foreign unlisted bonds or fixed income securities are valued daily using the Bloomberg Generic Price (BGN) provided by Bloomberg. Where BGN prices are not available on any business day, these securities will be valued by reference to the average indicative yield quoted by three independent and reputable financial institutions.

In a case where the Manager is of the view that the market yield for a specific unlisted bonds or fixed income security differs by more than 20 basis points from the price quoted by BPA or BGN, the Manager may use its own view of the market yield for a specific unlisted bonds or fixed income security, provided that the Manager records its basis for using a non BPA price or non BGN price, obtains necessary internal approvals to use the non BPA price or non BGN price and keeps an audit trail of all decisions and basis for adopting its own view of the market yield.

However, when the Manager, after taking all reasonable efforts, is unable to obtain quotations from BPA or BGN price or quotations from three independent and reputable financial institutions due to circumstances such as extreme market conditions, such local and foreign bond or fixed income securities will be valued according to an alternative method determined in good faith by the Manager, which has been verified by the auditor of the Fund and approved by the Trustee provided that the Manager records its basis for using the alternative method having obtained necessary internal approvals to use the alternative method and the Manager keeps an audit trail of all decisions and basis for adopting the alternative method. Any alternative method shall be consistently applied unless advised otherwise by the auditors of the Fund and the Trustee.

CHAPTER 3: INFORMATION ON THE FUNDS

- (ii) Investments in unlisted securities will be valued at the cost price of each investments until the securities of the investee companies are successfully listed on a recognised stock exchange, upon which quoted prices will be available and valuation will be based on the last done market price or such other basis as may be prescribed by the relevant laws from time to time including approved accounting standards.
- (iii) Collective investment schemes which are quoted on an approved exchange shall be valued in the same manner as listed securities as described above. When investing in unlisted collective investment schemes, the value shall be determined by reference to that manager's last published repurchase price per unit for that unlisted collective investment scheme.
- (v) Financial derivatives positions will be 'marked-to-market' at the close of each trading day. In respect of **ENERGY**, the valuation of the Underlying under the Swap Agreement will be based on the daily quotations of each component of the Underlying quoted by the Swap Counterparty. The Manager is able to verify the valuation based on the quotation obtained from sources such as Bloomberg services to ensure accurate pricing of the derivative instrument quoted by the Swap Counterparty. Where necessary, the Manager has access to the resources of specialists to verify the reasonableness of the price quoted by the counterparty of the derivative instrument.
- (vi) Cash and deposits placed with financial institutions will be valued each day by reference to the principal value of such investments and the interest or profits accrued thereon for the relevant period.
- (vii) Money market instruments will be valued based on the accretion of discount or amortisation of premium on a yield to maturity basis.
- (viii) Foreign exchange translation into RM for a particular Business Day is determined based on bid rate quoted by Bloomberg at 4.00 p.m. (United Kingdom time) or such other time as may be prescribed from time to time by the relevant laws.

Unless otherwise prescribed by the relevant laws (including approved accounting standards), the valuation method for an asset is to be determined by the Manager, verified by the auditors of the Fund and approved by the Trustee.

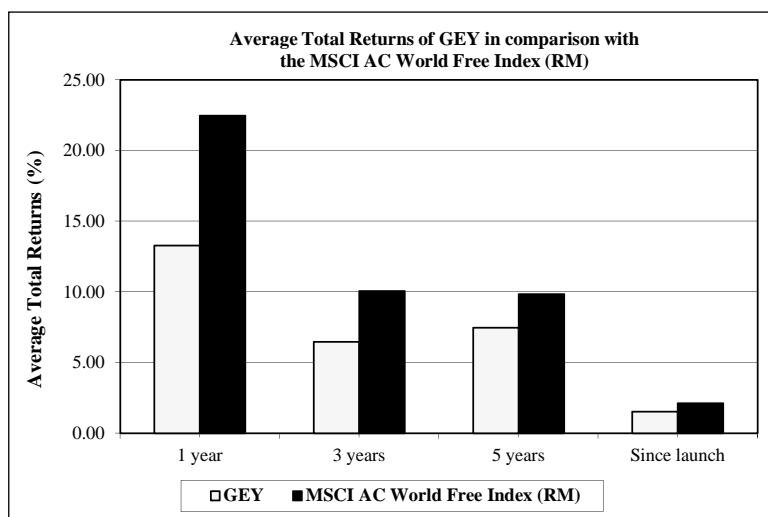
4. PERFORMANCE OF THE FUNDS

4.1 PERFORMANCE OF RHB-OSK GLOBAL EQUITY YIELD FUND

This Fund has been in operation since 9 November 2005 and the Fund's financial year end is 30 June. The Fund's performances are as follows:

4.1.1 Average Total Returns of the Fund

	Average Total Returns (%)**			
	1 Year 30/06/13 – 30/06/14	3 Years 30/06/11 – 30/06/14	5 Years 30/06/09 – 30/06/14	Since launch 29/11/05* – 30/06/14
Net Asset Value per unit	13.29	6.48	7.46	1.54
MSCI AC World Free Index (RM)	22.46	10.07	9.84	2.13



* Being the last day of the Fund's initial offer period.

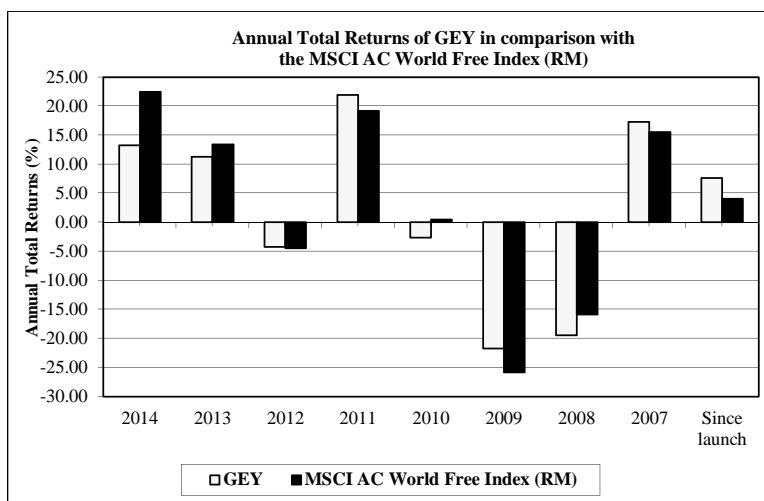
** The abovementioned Fund performances are computed on NAV to NAV basis and have been adjusted to reflect distributions and unit splits, if any and are annualised.

On a since launch basis, the Fund has recorded an annualised return on 1.54% compared to its benchmark, which recorded an annualised return of 2.13%. Hence, the Fund has met its objective of providing investors with long term capital appreciation.

4.1.2 Annual Total Returns of the Fund

	Annual Total Returns (%) **			
	Financial Year Ended 30 June			
	2014	2013	2012	2011
Net Asset Value per unit	13.29	11.27	(4.21)	21.94
MSCI AC World Free Index (RM)	22.46	13.43	(4.51)	19.21

	Annual Total Returns (%) **				
	Financial Year Ended 30 June				Since launch 29/11/05* – 30/06/06
	2010	2009	2008	2007	
Net Asset Value per unit	(2.68)	(21.72)	(19.48)	17.29	7.65
MSCI AC World Free Index (RM)	0.51	(25.87)	(15.87)	15.54	4.02



* Being the last day of the Fund's initial offer period.

** The abovementioned Fund performances are computed on NAV to NAV basis and have been adjusted to reflect distributions and unit splits, if any.

For the latest financial year, the Fund recorded a return of 13.29% against its benchmark's return of 22.46%. The underperformance of the Fund against its benchmark was attributed to its stock selection and country selection strategy whilst maintaining high investments in equities given the expectation of improving market conditions. The negative performance in 2012 was caused by volatile global equity markets driven mainly by the Euro-zone sovereign debt crisis. The poor performance recorded in 2008 and 2009 were however due to the difficult market conditions then prevailing culminating from the global financial crisis.

4.1.3 Distribution Record

The Fund has not declared any distributions for the past three financial years.

4.1.4 Portfolio Turnover Ratio (PTR)

	Financial Year Ended 30 June		
	2014	2013	2012
PTR	2.27 times	0.41 times	0.91 times

The PTR for the latest financial year was higher compared with the previous financial year as there were more investment activities carried out during the financial year.

4.1.5 Asset Allocation

As at the latest financial year end (i.e. 30 June 2014), the Fund was 97.30% invested in equities, and the remaining 2.70% in cash.

	As at 30/06/2014 %	As at 30/06/2013 %	As at 30/06/2012 %
Equities			
Construction	3.00	1.60	-
Consumer Products	10.80	22.94	20.98
Finance	27.12	12.10	8.93
Industrial Products	11.45	11.22	10.02
Mining	-	-	2.56
Properties	4.40	-	1.06
Technology	10.46	11.83	11.39
Trading/Services	28.63	33.27	36.34
Infrastructure Project Companies	1.44	-	-
	97.30	92.96	91.28
Collective Investment Schemes:			
Real Estate Investment Trust	-	2.44	3.20
Cash/Deposits	2.70	4.60	5.52
	100.00	100.00	100.00

The asset allocation was reflective of the better sentiments in the equities sector.

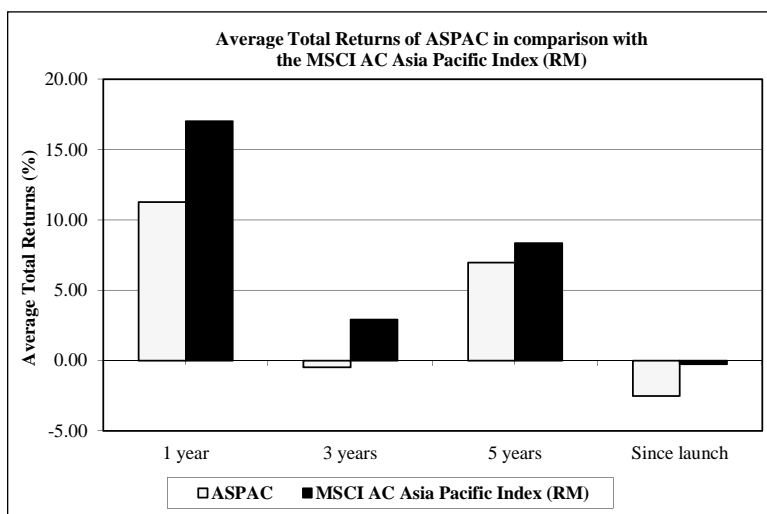
Past performance of the Fund is not an indication of its future performance.

4.2 PERFORMANCE OF RHB-OSK ASIA PACIFIC FUND

This Fund has been in operation since 6 January 2006 and the Fund's financial year end is 31 December. The Fund's performances are as follows:

4.2.1 Average Total Returns of the Fund

	Average Total Returns (%)**			
	1 Year 31/12/12	3 Years 31/12/10	5 Years 31/12/08	Since launch 26/01/06*
	-	-	-	-
	31/12/13	31/12/13	31/12/13	31/12/13
Net Asset Value per unit	11.26	(0.49)	6.98	(2.51)
MSCI AC Asia Pacific Index (RM)	17.04	2.92	8.35	(0.26)



* Being the last day of the Fund's initial offer period.

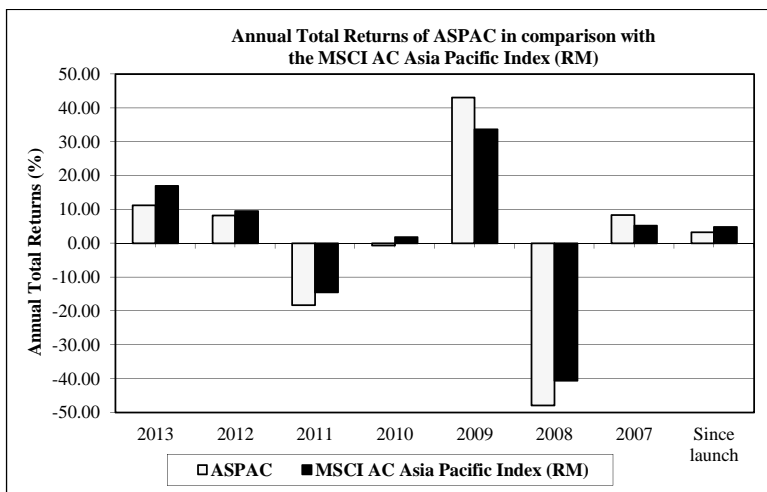
** The abovementioned Fund performances are computed on NAV to NAV basis and have been adjusted to reflect distributions and unit splits, if any and are annualised.

Since its launch date, the Fund has registered an annualised loss of 2.51% compared to its benchmark, which recorded an annualised loss of 0.26%. Thus, the Fund has yet to meet its objective of providing investors with long term capital appreciation.

4.2.2 Annual Total Returns of the Fund

	Annual Total Returns (%) **			
	Financial Year Ended 31 December			
	2013	2012	2011	2010
Net Asset Value per unit	11.26	8.28	(18.21)	(0.60)
MSCI AC Asia Pacific Index (RM)	17.04	9.54	(14.54)	1.85

	Annual Total Returns (%) **			
	Financial Year Ended 31 December			Since launch 26/01/06* - 31/12/06
	2009	2008	2007	
Net Asset Value per unit	43.11	(47.91)	8.41	3.26
MSCI AC Asia Pacific Index (RM)	33.64	(40.59)	5.24	4.89



* Being the last day of the Fund’s initial offer period.

** The abovementioned Fund performances are computed on NAV to NAV basis and have been adjusted to reflect distributions and unit splits, if any.

In the latest financial year, the Fund recorded a return of 11.26% which underperformed its benchmark’s return of 17.04% due to underweighting country allocation in Japan during first half of 2013 and weakness in underlying holding of China/Hong Kong exposure in the portfolio. Our focus during 2013 was stocks selection in order to deliver consistent long term return. The poor performance in 2011 was due to the contagion effects of the Euro-zone sovereign debt crisis on the Asia Pacific economies which resulted in the poor performance of the equity markets, whilst, the negative return in 2008 of 47.91% was due to the difficult market conditions then prevailing culminating from the global financial crisis.

4.2.3 Distribution Record

The Fund has not declared any distributions for the past three financial years.

4.2.4 Portfolio Turnover Ratio (PTR)

	Financial Year Ended 31 December		
	2013	2012	2011
PTR	1.38 times	0.84 times	0.86 times

The PTR for the latest financial year was higher compared with the previous financial year as there were more investment activities during the financial year.

4.2.5 Asset Allocation

As at the latest financial year end (i.e. 31 December 2013), the Fund was 89.94% invested in equities, 1.79% invested in exchange-traded fund and the remaining 8.27% invested in cash and deposits.

	As at 31/12/2013 %	As at 31/12/2012 %	As at 31/12/2011 %
Equities			
Construction	1.71	-	1.07
Consumer Products	19.53	18.44	10.79
Finance	21.03	18.32	11.14
Industrial Products	12.51	10.67	13.76
Infrastructure Project Companies	2.34	1.15	1.20
Mining	-	6.65	13.26
Properties	2.00	2.39	1.44
Technology	9.21	15.23	9.36
Plantation	-	1.66	-
Trading/Services	21.61	21.57	24.19
	89.94	96.08	86.21
Collective Investment Schemes			
Real Estate Investment Trust	-	3.97	1.44
Exchange-traded fund	1.79	-	-
Cash/Deposits	8.27	(0.05) †	12.35
	100.00	100.00	100.00

The asset allocation was reflective of the Manager's stance to risk manage its portfolio in an environment of volatile markets.

† The negative cash of 0.05% was due to the redemption of units of the Fund at the reporting date. Investments were sold to raise cash to meet redemptions and the negative cash holding has been rectified the following day.

Past performance of the Fund is not an indication of its future performance.

4.3 PERFORMANCE OF RHB-OSK RESOURCES FUND

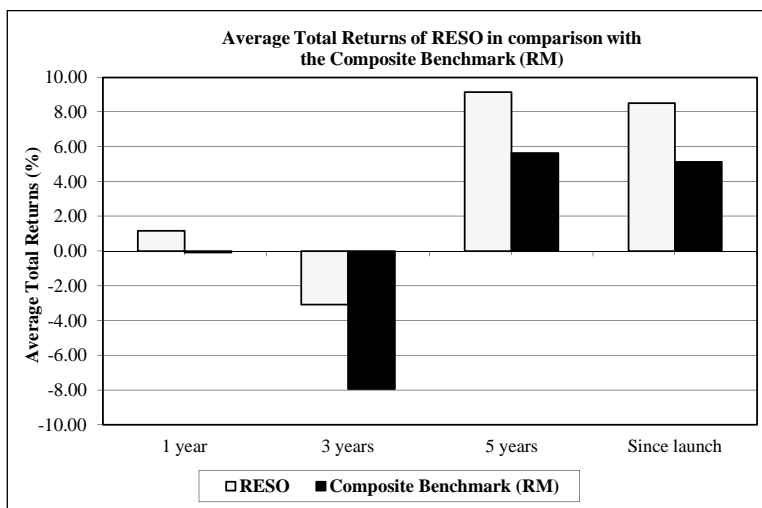
This Fund has been in operation since 16 May 2006 and the Fund's financial year end was previously 31 May. Effective in year 2008, the Fund's financial year was changed to 31 March. For ease of comparison, the Fund's performance has been re-computed based on the new financial year end.

Effective from 1 November 2009, the Fund's composite benchmark of 50% KL Plantation Index, 25% MSCI All Countries Asia Pacific Energy Index, 25% HSBC Global Mining Index was changed to 50% FBM Asian Palm Oil Plantation Index (RM), 25% Bloomberg Asia Pac Mining Index (RM) and 25% MSCI Asia Pac Energy Index (RM) to better reflect the Fund's underlying investments. The new composite benchmark is used in all performance reporting.

The Fund's performances are as follows:

4.3.1 Average Total Returns of the Fund

	Average Total Returns (%)**			
	1 Year 31/03/13 – 31/03/14	3 Years 31/03/11 – 31/03/14	5 Years 31/03/09 – 31/03/14	Since launch 05/06/06* – 31/03/14
Net Asset Value per unit	1.17	(3.08)	9.14	8.51
Composite Benchmark (RM)#	(0.08)	(7.94)	5.65	5.13



* Being the last day of the Fund's initial offer period.

** The abovementioned Fund performances are computed on NAV to NAV basis and have been adjusted to reflect distributions and unit splits, if any and are annualised.

The abovementioned composite benchmark performances were computed based on the following composition (where applicable): 50% KL Plantation Index, 25% MSCI All Countries Asia Pacific Energy Index and 25% HSBC Global Mining Index from 5 June

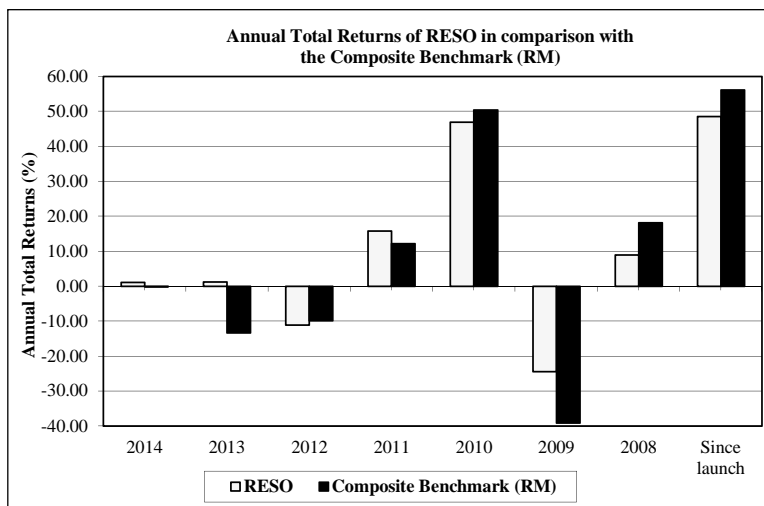
2006 – 31 October 2009 and 50% FBM Asian Palm Oil Plantation Index (RM), 25% Bloomberg Asia Pac Mining Index (RM) and 25% MSCI Asia Pac Energy Index (RM) from 1 November 2009 – 31 March 2014.

Since its launch date, the Fund has recorded an annualised return of 8.51% versus the composite benchmark’s annualised return of 5.13%. The Fund has met its objective of providing investors with long term capital appreciation.

4.3.2 Annual Total Returns of the Fund

	Annual Total Returns (%) **			
	Financial Year Ended 31 March			
	2014	2013	2012	2011
Net Asset Value per unit	1.17	1.27	(11.15)	15.75
Composite Benchmark (RM) ##	(0.08)	(13.36)	(9.89)	12.19

	Annual Total Returns (%) **			
	Financial Year Ended 31 March		Financial Period 01/06/07 - 31/03/08	Since launch 05/06/06* - 31/05/07
	2010	2009		
Net Asset Value per unit	46.97	(24.46)	9.02	48.57
Composite Benchmark (RM)	50.44#	(39.12)^	18.16^	56.12^



* Being the last day of the Fund’s initial offer period.

** The abovementioned Fund performances are computed on NAV to NAV basis and have been adjusted to reflect distributions and unit splits, if any.

^ The abovementioned composite benchmark performances were computed based on the following composition: 50% KL Plantation Index (RM), 25% MSCI All Countries Asia Pacific Energy Index (RM) and 25% HSBC Global Mining Index (RM).

The abovementioned composite benchmark performance were computed based on the following composition (where applicable): 50% KL Plantation Index, 25% MSCI All Countries Asia Pacific Energy Index and 25% HSBC Global Mining Index from 1 April 2009 – 31 October 2009 and 50% FBM Asian Palm Oil Plantation Index (RM), 25% Bloomberg Asia Pac Mining Index (RM) and 25% MSCI Asia Pac Energy Index (RM) from 1 November 2009 – 31 March 2010.

The abovementioned composite benchmark performances were computed based on the following composition: 50% FBM Asian Palm Oil Plantation Index (RM), 25% Bloomberg Asia Pac Mining Index (RM) and 25% MSCI Asia Pac Energy (RM).

For the latest financial year end, the Fund recorded a return of 1.17% which outperformed its composite benchmark which recorded a loss of 0.08%. The Fund also has registered 6 positive returns out of 8 financial years and periods since its launch date with the highest return of 46.97% recorded in 2010 and the worst performance of -24.46% recorded in 2009. The poor performance in 2009 was reflective of the difficult market conditions then prevailing culminating from the global financial crisis.

4.3.3 Distribution Record

The Fund has not declared any distributions for the past three financial years.

4.3.4 Portfolio Turnover Ratio (PTR)

	Financial Year Ended 31 March		
	2014	2013	2012
PTR	1.73 times	1.56 times	1.63 times

The PTR for the latest financial year was higher compared with the previous financial year as there were more investment opportunities during the financial year.

4.3.5 Asset Allocation

As at the latest financial year end (i.e. 31 March 2014), the Fund was 96.04% invested in equities and the remaining of 3.96% in liquid assets and other net current assets.

	As at 31/03/2014 %	As at 31/03/2013 %	As at 31/03/2012 %
Equities			
Consumer Products	9.01	5.87	1.53
Industrial Products	14.03	5.51	11.71
Mining	18.59	17.25	11.73
Plantation	29.74	19.94	27.86
Trading/Services	16.27	30.81	24.48
Technology	8.40	5.66	4.98
	96.04	85.04	82.29
Collective Investment Schemes	-	4.41	5.25
Liquid assets and other net current asset	3.96	10.55	12.46
	100.00	100.00	100.00

The asset allocation was reflective of the Manager's stance to risk manage its portfolio in an environment of volatile markets.

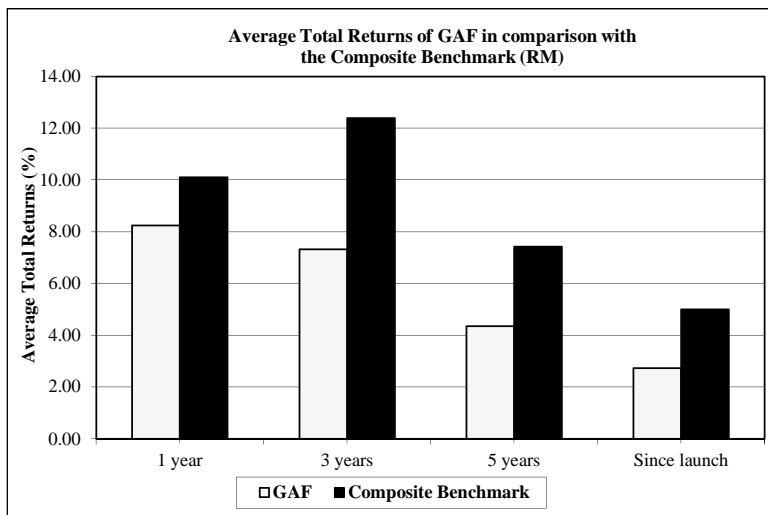
Past performance of the Fund is not an indication of its future performance.

4.4 PERFORMANCE OF RHB-OSK GLOBAL ALLOCATION FUND

This Fund has been in operation since 27 March 2006 and the Fund’s financial year end was previously 31 December. Effective in year 2008, the Fund’s financial year was changed to 31 August. For ease of comparison, the Fund’s performance has been re-computed based on the new financial year end. The Fund’s performances are as follows:

4.4.1 Average Total Returns of the Fund

	Average Total Returns (%)**			
	1 Year 31/08/13 – 31/08/14	3 Years 31/08/11 – 31/08/14	5 Years 31/08/09 – 31/08/14	Since launch 16/04/06* – 31/08/14
Net Asset Value per unit	8.25	7.32	4.35	2.73
Composite Benchmark (RM): - 36% S&P 500 Composite - 24% FTSE World (ex-US) - 24% 5 Year US Treasury Note - 16% Citigroup Non-USD World Government Bond Index	10.11	12.39	7.43	5.01



* Being the last day of the Fund’s initial offer period.

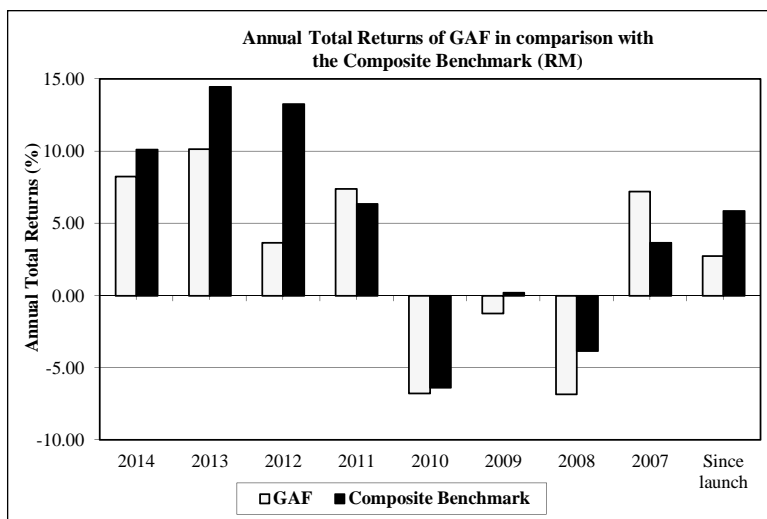
** The abovementioned Fund performances are computed on NAV to NAV basis and have been adjusted to reflect distributions and unit splits, if any and are annualised.

Since its launch date, the Fund recorded an annualised return of 2.73% as compared to its composite benchmark annualised return of 5.01%. The Fund has met its investment objective of maximising total return from its investments.

4.4.2 Annual Total Returns of the Fund

	Annual Total Returns (%) **				
	Financial Year Ended 31 August				
	2014	2013	2012	2011	2010
Net Asset Value per unit	8.25	10.16	3.66	7.38	(6.79)
Composite Benchmark (RM): - 36% S&P 500 Composite - 24% FTSE World (ex-US) - 24% 5 Year US Treasury Note - 16% Citigroup Non-USD World Government Bond Index	10.11	14.45	13.26	6.35	(6.39)

	Annual Total Returns (%) **			
	Financial Year Ended	Financial Period		Since launch
	31 August 2009	01/01/08 - 31/08/08	01/01/07 - 31/12/07	16/04/06* - 31/12/06
	Net Asset Value per unit	(1.23)	(6.85)	7.20
Composite Benchmark (RM): - 36% S&P 500 Composite - 24% FTSE World (ex-US) - 24% 5 Year US Treasury Note - 16% Citigroup Non-USD World Government Bond Index	0.20	(3.84)	3.67	5.85



* Being the last day of the Fund’s initial offer period.

** The abovementioned Fund performances are computed on NAV to NAV basis and have been adjusted to reflect distributions and unit splits, if any.

In the latest financial year, the Fund has recorded positive returns of 8.25% compared to the composite benchmark's return of 10.11%. The Fund also recorded positive returns in five other financial years/periods, out of which the Fund outperformed its benchmark in 2007 and 2011. Negative returns of 6.85%, 1.23% and 6.79% were recorded in 2008, 2009 and 2010 respectively. The Fund's poor performance during these periods were due to the global financial crisis (2008/2009) and the Euro-zone debt crisis as well as the weakening of the US Dollar (2010).

4.4.3 Distribution Record

The Fund has not declared any distributions for the past three financial years.

4.4.4 Portfolio Turnover Ratio (PTR)

	Financial Year Ended 31 August		
	2014	2013	2012
PTR	0.79 times	0.31 times	0.18 times

The PTR for the financial year was higher compared with the previous financial year as there were more investments activities during the year.

4.4.5 Asset Allocation

As at the latest financial year end (i.e. 31 August 2014), the Fund was 98.03% invested in the target fund, BGF-GAF, a foreign collective investment scheme with the remaining 1.97% invested in deposits or held as cash.

	As at 31/08/2014	As at 31/08/2013	As at 31/08/2012
	%	%	%
Foreign Collective Investment Scheme (BGF-GAF)	98.03	98.09	97.78
Cash	1.97	1.91	2.22
	100.00	100.00	100.00

The asset allocation was reflective of the Fund's strategy to meet its intended objective and is relatively unchanged between periods.

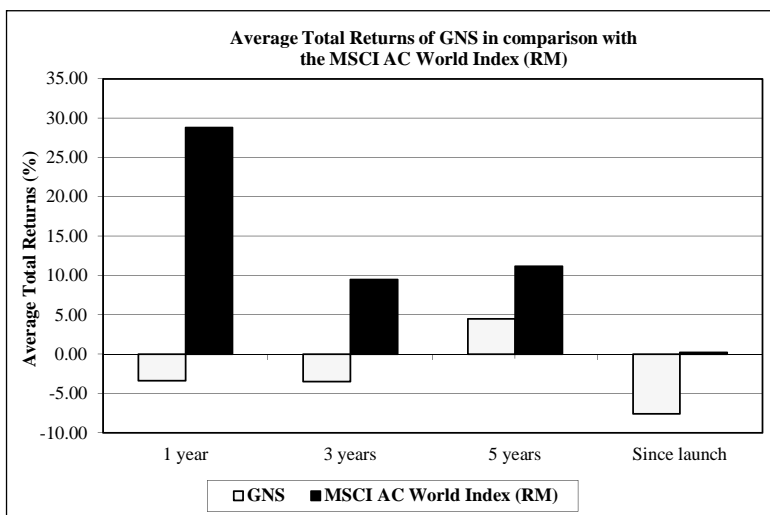
Past performance of the Fund is not an indication of its future performance.

4.5 PERFORMANCE OF RHB-OSK GLOBAL NEW STARS FUND

This Fund has been in operation since 24 January 2007 and the Fund's financial year end is 31 December. The Fund's performances are as follows:

4.5.1 Average Total Returns of the Fund

	Average Total Returns (%)**			
	1 Year 31/12/12	3 Years 31/12/10	5 Years 31/12/08	Since launch 13/02/07*
	-	-	-	-
	31/12/13	31/12/13	31/12/13	31/12/13
Net Asset Value per unit	(3.34)	(3.48)	4.52	(7.55)
MSCI AC World Index (RM)	28.80	9.48	11.17	0.26



* Being the last day of the Fund's initial offer period.

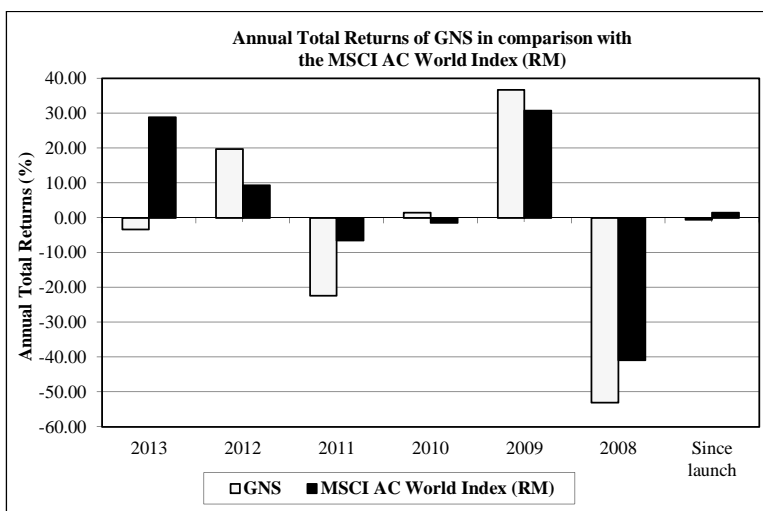
** The abovementioned Fund performances are computed on NAV to NAV basis and have been adjusted to reflect distributions and unit splits, if any and are annualised.

Since launch, the Fund registered an annualised loss of 7.55% whilst its benchmark recorded an annualised return of 0.26%. The Fund has yet to meet its objective of achieving capital growth in the medium to long term (3 – 7 years).

4.5.2 Annual Total Returns of the Fund

	Annual Total Returns (%) **			
	Financial Year Ended 31 December			
	2013	2012	2011	2010
Net Asset Value per unit	(3.34)	19.76	(22.32)	1.50
MSCI AC World Index (RM)	28.80	9.37	(6.56)	(1.43)

	Annual Total Returns (%) **		
	Financial Year Ended 31 December		Since launch 13/02/07* - 31/12/07
	2009	2008	
Net Asset Value per unit	36.69	(53.04)	(0.59)
MSCI AC World Index (RM)	30.71	(40.92)	1.48



* Being the last day of the Fund’s initial offer period.

** The abovementioned Fund performances are computed on NAV to NAV basis and have been adjusted to reflect distributions and unit splits, if any.

For the last financial year, the Fund recorded a loss of 3.34% against its benchmark return of 28.80%. The Fund’s underperformance against its benchmark in 2013 was largely due to the Fund’s focus on the oil and gas sector comprised more than 35% of NAV and being insufficiently weighted in the US and the European (“EU”). The correction in oil prices and markets increasingly focus on US achieving near energy independence in 3 - 4 years negatively impacted oil and gas companies especially exploration start-ups and oil sand developers. The over 26% exposure to the Chinese and Hong Kong names also affected the Fund when fears of a hard landing resurfaced. The negative returns recorded in 2011 was due to the volatile global equities markets as concerns rose over the Euro-zone debt crisis and increasing fears of the global recession that prevailed during 2011. The hefty loss in 2008 of 53.04% was due to the difficult market conditions then prevailing culminating from the global financial crisis.

4.5.3 Distribution Record

This Fund has not declared any distribution as yet.

4.5.4 Portfolio Turnover Ratio (PTR)

PTR	Financial Year Ended 31 December		
	2013	2012	2011
	1.82 times	1.13 times	1.19 times

The PTR for the latest financial year was higher compared with the previous financial year due to the Fund's participation in a number of initial public offering ("IPO").

4.5.5 Asset Allocation

As at the latest financial year end (i.e. 31 December 2013), the Fund was 92.30% invested in equities and the remaining 7.70% invested in deposits or held as cash.

	As at 31/12/2013 %	As at 31/12/2012 %	As at 31/12/2011 %
Equities			
Consumer Products	13.14	16.16	27.73
Finance	18.00	8.67	0.05
Industrial Products	14.78	9.19	2.98
Infrastructure Project Companies	3.69	-	-
Mining	1.57	8.63	-
Plantations	1.01	-	-
Properties	0.87	-	-
Technology	3.23	0.80	1.60
Trading/Services	36.01	44.45	45.60
TSR & Warrants	-	0.19	0.22
	92.30	88.09	78.18
Collective Investment Schemes	-	3.51	6.12
Cash/Deposits	7.70	8.40	15.70
	100.00	100.00	100.00

The increase in equities investment weighting in 2012 and 2013 was a move to capture investment opportunities in undervalued stocks given the global economy recovery. The decrease in equities investment weighting with a corresponding increase in cash/deposits in 2011 was a defensive move in response to the volatile market conditions.

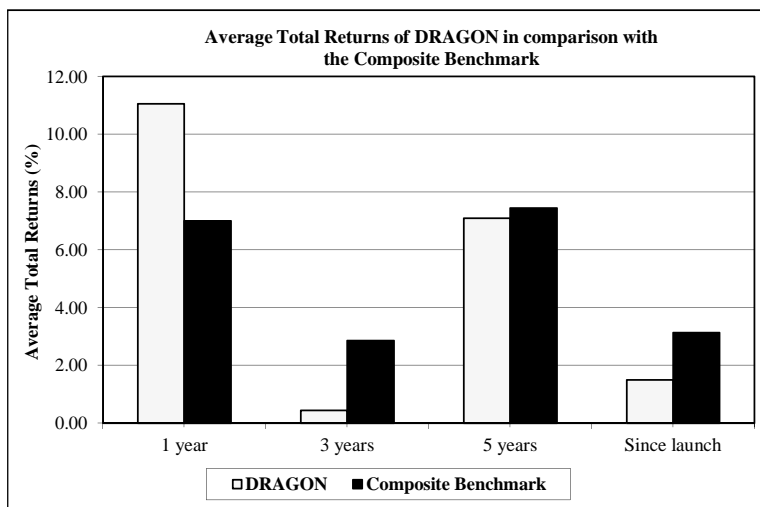
Past performance of the Fund is not an indication of its future performance.

4.6 PERFORMANCE OF RHB-OSK GOLDEN DRAGON FUND

This Fund has been in operation since 8 May 2007 and the Fund's financial year end is 31 December. The Fund's performances are as follows:

4.6.1 Average Total Returns of the Fund

	Average Total Returns (%)**			
	1 Year 31/12/12	3 Years 31/12/10	5 Years 31/12/08	Since launch 28/05/07*
	-	-	-	-
	31/12/13	31/12/13	31/12/13	31/12/13
Net Asset Value per unit	11.05	0.44	7.10	1.50
Composite Benchmark :				
- 50% MSCI Golden Dragon Index (RM)	7.00	2.86	7.45	3.13
- 50% RAM qs MGS 3-7 (Medium)				



* Being the last day of the Fund's initial offer period.

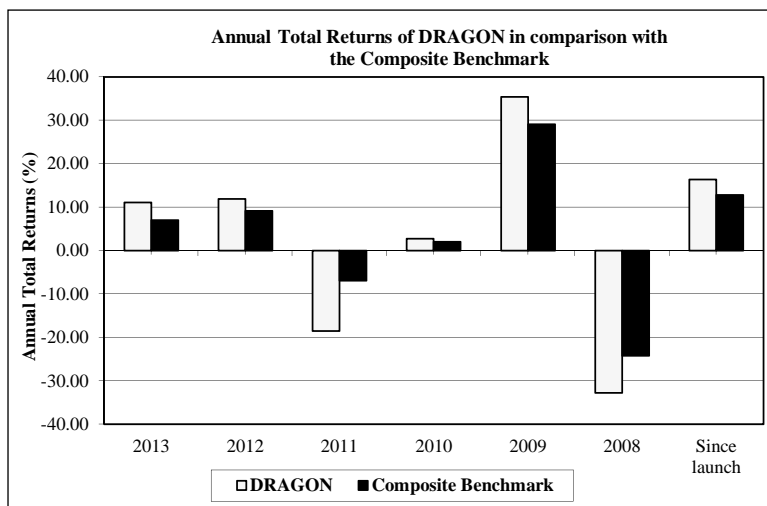
** The abovementioned Fund performances are computed on NAV to NAV basis and have been adjusted to reflect distributions and unit splits, if any and are annualised.

Since launch, the Fund registered an annualised return of 1.50% whilst its composite benchmark recorded an annualised return of 3.13%. The Fund met its objective of maximising total returns through a combination of long term capital growth and current income.

4.6.2 Annual Total Returns of the Fund

	Annual Total Returns (%) **			
	Financial Year Ended 31 December			
	2013	2012	2011	2010
Net Asset Value per unit	11.05	11.94	(18.49)	2.71
Composite Benchmark (RM): - 50% MSCI Golden Dragon Index (RM) - 50% RAM qs MGS 3-7 (Medium)	7.00	9.15	(6.89)	2.05

	Annual Total Returns (%) **		
	Financial Year Ended 31 December		Since launch 28/05/07* - 31/12/07
	2009	2008	
Net Asset Value per unit	35.44	(32.73)	16.36
Composite Benchmark (RM): - 50% MSCI Golden Dragon Index (RM) - 50% RAM qs MGS 3-7 (Medium)	29.08	(24.19)	12.86



* Being the last day of the Fund's initial offer period.

** The abovementioned Fund performances are computed on NAV to NAV basis and have been adjusted to reflect distributions and unit splits, if any.

For the last financial year, the Fund outperformed its composite benchmark with a return of 11.05% against its benchmark return of 7.00%. The Fund's negative performance in 2011 was due to the volatile China equity markets arising from the natural disasters in Japan and the uncertainties arising from the Euro-zone debt crisis during 2011 whilst the Fund's negative

return in 2008 was due to the difficult market conditions then prevailing culminating from the global financial crisis.

4.6.3 Distribution Record

The Fund has not declared any distributions for the past three financial years.

4.6.4 Portfolio Turnover Ratio (PTR)

	Financial Year Ended 31 December		
	2013	2012	2011
PTR	0.61 times	0.87 times	1.00 times

The PTR for the latest financial year was lower compared with the previous financial year as there were lesser investment activities following the lower creation and cancellation of units during the financial year.

4.6.5 Asset Allocation

As at the latest financial year end (i.e. 31 December 2013), the Fund was 67.72% invested in equities, 26.32% in fixed income securities and the remaining 5.96% in cash and deposits. The Fund remained overweight in equities.

	As at 31/12/2013 %	As at 31/12/2012 %	As at 31/12/2011 %
Equities			
Construction	1.52	1.56	1.62
Consumer Products	10.24	8.30	7.01
Finance	19.24	16.18	12.24
Industrial Products	9.16	8.07	3.45
Mining	-	1.87	2.45
Properties	5.65	5.28	2.57
Technology	7.94	10.54	8.79
Trading/Services	13.97	18.07	22.14
	67.72	69.87	60.27
Fixed Income Securities			
Unquoted Bonds	26.32	30.64	33.79
Cash/Deposits	5.96	(0.51) †	5.94
	100.00	100.00	100.00

The Fund maintained overweight in equities.

† The negative 0.51% cash was due to the excess of liabilities over its cash at bank at the reporting date. This negative cash does not affect the Fund's ability to meet its liabilities.

Past performance of the Fund is not an indication of its future performance.

4.7 PERFORMANCE OF RHB-OSK ASIA ACTIVE ALLOCATION FUND

This Fund has been in operations since 23 October 2007 and the Fund’s financial year end is 31 March.

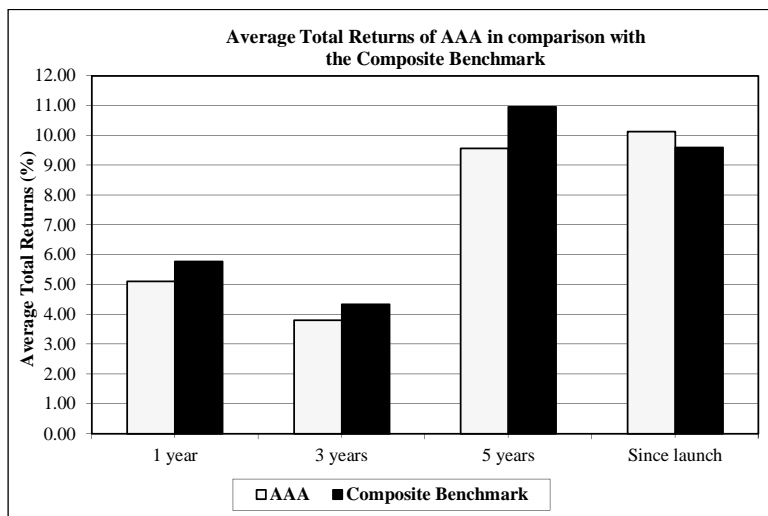
Effective from 23 October 2008, the Fund changed a component of the composite benchmark i.e. from 20% FTSE Global Smallcap Series Asia Pacific Ex Japan Index (RM) to 20% MSCI AC Asia Pacific ex Japan Small Cap Index (RM). The reason for the change of benchmark is to standardise benchmarks with a common data provider which is MSCI so as to facilitate effective reporting of the Fund. The MSCI Asia Pacific ex Japan Small Cap Index was not available when the Fund was launched.

Subsequently, effective from 1 February 2011, the Fund changed the 20% MSCI AC Asia Pacific ex Japan Small Cap Index (RM) to 20% MSCI AC Asia Pacific ex Japan Mid Cap Index (RM) which better reflects the investment strategy of the Fund. For ease of comparison, the performance of the composite benchmark has been recomputed to reflect the new component.

The Fund’s performances are as follows:

4.7.1 Average Total Returns of the Fund

	Average Total Returns (%)**			
	1 Year 31/03/13 — 31/03/14	3 Years 31/03/11 — 31/03/14	5 Years 31/03/09 — 31/03/14	Since launch 23/10/07* — 31/03/14
Net Asset Value per unit	5.10	3.81	9.57	10.12
Composite Benchmark (RM)#	5.78	4.33	10.96	9.59



* Being the last day of the Fund’s initial offer period.

** The abovementioned Fund performances are computed on NAV to NAV basis and have been adjusted to reflect distributions and unit splits, if any and are annualised.

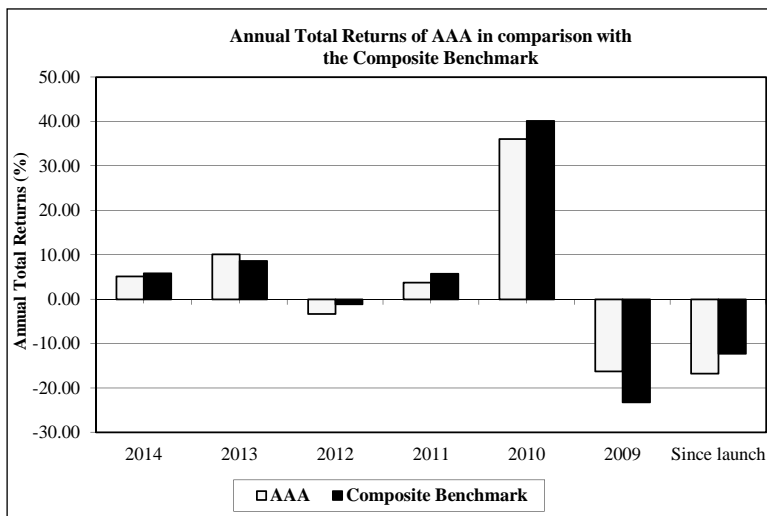
The abovementioned composite benchmark performance were computed based on the following composition (where applicable): 40% MSCI AC Far East Ex Japan Index (RM); 20% MSCI AC Asia Pacific ex Japan Small Cap Index (RM) and 40% JP Morgan Asia Credit Index Total Return from 12 November 2007 – 31 January 2011 and 40% MSCI AC Far East Ex Japan Index (RM); 20% MSCI AC Asia Pacific ex Japan Mid Cap Index (RM) and 40% JP Morgan Asia Credit Index Total Return (RM) from 1 February 2011 – 31 March 2014.

On a since launch basis, the Fund recorded an annualised return of 10.12% whilst its composite benchmark registered an annualised return of 9.59%. The Fund has met its objective of maximising total returns through a combination of long term capital growth and current income.

4.7.2 Annual Total Returns of the Fund

	Annual Total Returns (%) **			
	Financial Year Ended 31 March			
	2014	2013	2012	2011
Net Asset Value per unit	5.10	10.11	(3.31)	3.73
Composite Benchmark (RM)	5.78 [#]	8.60 [#]	(1.14) [#]	5.70 [#]

	Annual Total Returns (%) **		
	Financial Year Ended 31 March		Since launch 12/11/07* - 31/03/08
	2010	2009	
Net Asset Value per unit	36.09	(16.26)	(16.74)
Composite Benchmark (RM)	40.16 [#]	(23.24) [#]	(12.28) [#]



* Being the last day of the Fund’s initial offer period.

** The abovementioned Fund performances are computed on NAV to NAV basis and have been adjusted to reflect distributions and unit splits, if any.

The abovementioned composite benchmark performances were computed based on the following composition: 40% MSCI AC Far East Ex Japan Index (RM); 20% MSCI AC Asia Pacific ex Japan Small Cap Index (RM) and 40% JP Morgan Asia Credit Index Total Return (RM) from 12 November 2007 – 31 January 2011 and 40% MSCI AC Far East Ex Japan Index (RM); 20% MSCI AC Asia Pacific ex Japan Mid Cap Index (RM) and 40% JP Morgan Asia Credit Index Total Return (RM) from 1 February 2011 – 31 March 2011.

The abovementioned composite benchmark performances were computed based on the following composition: 40% MSCI AC Far East Ex Japan Index (RM); 20% MSCI AC Asia Pacific ex Japan Mid Cap Index (RM) and 40% JP Morgan Asia Credit Index Total Return (RM).

In the last financial year, the Fund recorded a return of 5.10% compared to its composite benchmark return of 5.78%. Negative return recorded in 2012 was due to the natural disasters in Japan which resulted in a nuclear crisis followed by the contagion effects from the uncertainties culminating from the Euro-zone debt crisis. Positive returns of 3.73% and 36.09% registered in 2011 and 2010 were due to improved market conditions following the global financial crisis. The poor performance recorded by the Fund in the earlier years was due to the then global financial crisis.

4.7.3 Distribution Record

This Fund has not declared any distribution as yet.

4.7.4 Portfolio Turnover Ratio (PTR)

	Financial Year Ended 31 March		
	2014	2013	2012
PTR	1.04 times	0.66 times	0.64 times

The PTR for the latest financial year was higher compared with the previous financial year as investments were sold to meet redemptions during the year.

4.7.5 Asset Allocation

As at the latest financial year end (i.e. 31 March 2014), the Fund was 68.95% invested in equities, 22.91% in unquoted fixed income securities, 2.58% invested in collective investment schemes and the remaining 5.56% in cash and deposits.

	As at 31/03/2014 %	As at 31/03/2013 %	As at 31/03/2012 %
Equities			
Construction	3.43	-	-
Consumer Products	2.17	10.70	10.24
Finance	20.36	20.35	11.56
Hotels	-	-	0.58
Industrial Products	4.08	0.89	1.88
Mining	-	-	2.35
Properties	4.45	-	0.95
Technology	13.94	11.29	5.34
Trading/Services	20.52	26.44	21.06
	68.95	69.67	53.96
Collective Investment Schemes:			
Real Estate Investment Trust	-	4.98	1.33
Exchange-Traded Fund	2.58	5.19	2.43
	2.58	10.17	3.76
Unquoted Fixed Income Securities	22.91	23.43	38.01
Cash/Deposits	5.56	(3.27) †	4.27
	100.00	100.00	100.00

The asset allocation reflected the Fund's strategy to have maximum exposure to the investments.

† The negative cash of 3.27% was due to the redemption of units of the Fund at the reporting date. Investments were sold to raise cash to meet redemptions and the negative cash holding has been rectified the following day.

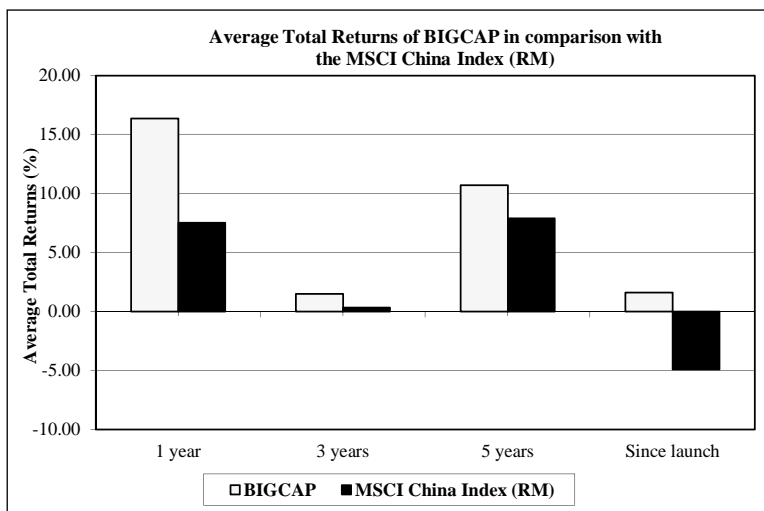
Past performance of the Fund is not an indication of its future performance.

4.8 PERFORMANCE OF RHB-OSK BIG CAP CHINA ENTERPRISE FUND

The Fund has been in operations since 3 December 2007 and its financial year end is 31 December. The Fund’s performances are as follows:

4.8.1 Average Total Returns of the Fund

	Average Total Returns (%)**			
	1 Year 31/12/12	3 Years 31/12/10	5 Years 31/12/08	Since launch 23/12/07*
	-	-	-	-
	31/12/13	31/12/13	31/12/13	31/12/13
Net Asset Value per unit	16.36	1.50	10.73	1.61
MSCI China Index (RM)	7.54	0.36	7.91	(4.91)



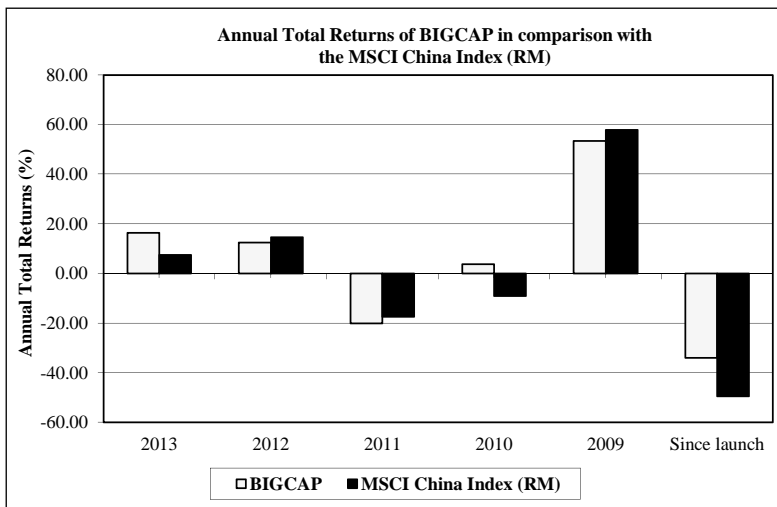
* Being the last day of the Fund’s initial offer period.

** The abovementioned Fund performances are computed on NAV to NAV basis and have been adjusted to reflect distributions and unit splits, if any and are annualised.

Since its launch date, the Fund recorded an annualised return of 1.61% compared to the benchmark annualised loss of 4.91%. The Fund has met its objective of achieving long term capital appreciation.

4.8.2 Annual Total Returns of the Fund

	Annual Total Returns (%) **					
	Financial Year Ended 31 December					Since launch 23/12/07* - 31/12/08
	2013	2012	2011	2010	2009	
Net Asset Value per unit	16.36	12.46	(20.10)	3.85	53.37	(33.90)
MSCI China Index (RM)	7.54	14.71	(17.42)	(9.11)	57.83	(49.49)



* Being the last day of the Fund’s initial offer period.

** The abovementioned Fund performances are computed on NAV to NAV basis and have been adjusted to reflect distributions and unit splits, if any.

For the latest financial year, the Fund outperformed its benchmark by 8.82% with a return of 16.36%, whilst its benchmark recorded a return of 7.54%. The Fund was largely helped by positive stock selection, particularly through selected picks in the consumer and the utilities sectors. Sector allocation did not have a material impact on performance in 2013. The underperformance in 2012 was due to the volatile China market during 2012 whilst poor performance in 2011 was due to the contagion effect of the Japan nuclear disaster and that of the Euro-zone debt crisis. The Fund’s poor performance in 2007/8 of -33.90% was due to the difficult market conditions then prevailing culminating from the global financial crisis. The Fund’s best performance was in 2009 where it gained 53.37%.

4.8.3 Distribution Record

This Fund has not declared any distribution as yet.

4.8.4 Portfolio Turnover Ratio (PTR)

PTR	Financial Year Ended 31 December		
	2013	2012	2011
	1.22 times	2.14 times	2.03 times

The PTR for the latest financial year was lower compared with the previous financial year as there were lesser investment activities due to the prevailing market sentiments.

4.8.5 Asset Allocation

As at the latest financial year end (i.e. 31 December 2013), the Fund was 98.06% invested in equities and the remaining 1.94% was invested in deposits or held as cash.

	As at 31/12/2013 %	As at 31/12/2012 %	As at 31/12/2011 %
Equities			
Construction	-	0.94	-
Consumer Products	9.70	12.41	11.23
Finance	31.54	27.79	15.40
Infrastructure Project Companies	-	-	2.10
Industrial Products	7.16	11.68	15.09
Mining	2.03	5.06	7.27
Properties	4.58	5.22	6.00
Technology	16.30	6.94	2.46
Trading/Services	26.75	27.37	27.69
	98.06	97.41	87.24
Collective Investment Schemes:			
Unit Trust Fund	-	-	3.84
	-	-	3.84
Cash/Deposits	1.94	2.59	8.92
	100.00	100.00	100.00

The asset allocation was reflective of the Manager's stance to risk manage its portfolio.

Past performance of the Fund is not an indication of its future performance.

4.9 PERFORMANCE OF RHB-OSK ASIAN GROWTH OPPORTUNITIES FUND

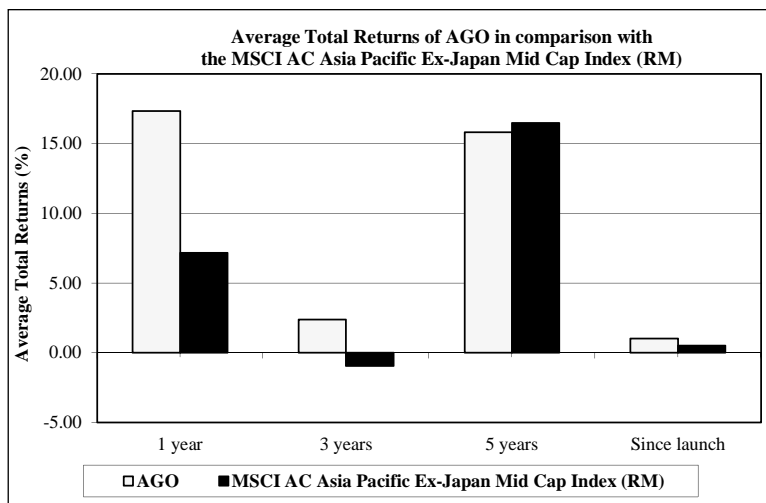
The Fund has been in operations since 8 January 2008 and its financial year end is 31 December.

Effective from 1 February 2011, the Fund changed its benchmark of MSCI AC Asia Pacific Ex-Japan Small Cap Index (RM) to MSCI AC Asia Pacific ex Japan Mid Cap Index (RM) which better reflects the investment strategy of the Fund. This benchmark is used in all performance reporting.

The Fund’s performances are as follows:

4.9.1 Average Total Returns of the Fund

	Average Total Returns (%)**			
	1 Year 31/12/12	3 Years 31/12/10	5 Years 31/12/08	Since launch 28/01/08*
	-	-	-	-
	31/12/13	31/12/13	31/12/13	31/12/13
Net Asset Value per unit	17.34	2.39	15.84	1.03
MSCI AC Asia Pacific Ex-Japan Mid Cap Index (RM)#	7.17	(0.93)	16.48	0.50



* Being the last day of the Fund’s initial offer period.

** The abovementioned Fund performances are computed on NAV to NAV basis and have been adjusted to reflect distributions and unit splits, if any and are annualised.

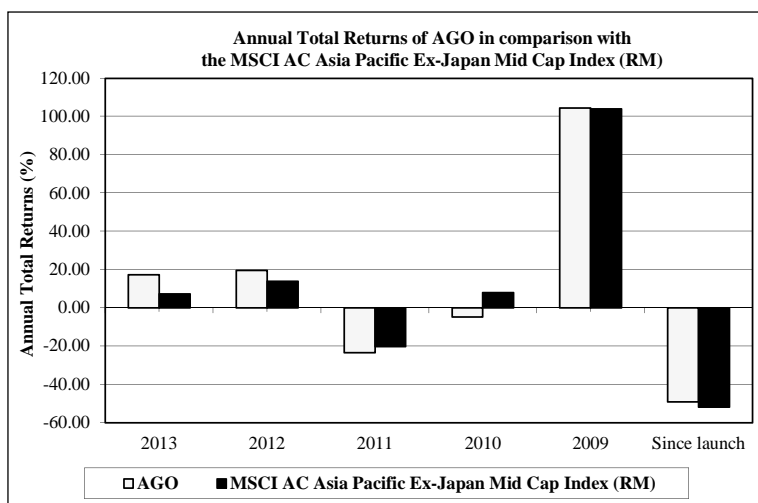
The abovementioned benchmark performances were computed based on the following composition (where applicable): MSCI AC Asia Pacific Ex-Japan Small Cap Index (RM) from 28 January 2008 – 31 January 2011 and MSCI AC Asia Pacific ex Japan Mid Cap Index (RM) from 1 February 2011 – 31 December 2013.

Since launch, the Fund recorded an annualised return of 1.03% compared to its benchmark which recorded an annualised return of 0.50%. The Fund has met its investment objective of providing its investors with long term capital growth.

4.9.2 Annual Total Returns of the Fund

	Annual Total Returns (%) **		
	Financial Year Ended 31 December		
	2013	2012	2011
Net Asset Value per unit	17.34	19.54	(23.48)
MSCI AC Asia Pacific Ex-Japan Mid Cap Index (RM) #	7.17	13.79	(20.36)

	Annual Total Returns (%) **		
	Financial Year Ended 31 December		Since launch 28/01/08* - 31/12/08
	2010	2009	
Net Asset Value per unit	(4.90)	104.40	(49.08)
MSCI AC Asia Pacific Ex-Japan Mid Cap Index (RM) #	8.04	103.96	(51.99)



* Being the last day of the Fund’s initial offer period.

** The abovementioned Fund performances are computed on NAV to NAV basis and have been adjusted to reflect distributions and unit splits, if any.

The abovementioned benchmark performances were computed based on the following composition (where applicable): MSCI AC Asia Pacific Ex-Japan Small Cap Index (RM) from 28 January 2008 – 31 January 2011 and MSCI AC Asia Pacific ex Japan Mid Cap Index (RM) from 1 February 2011 – 31 December 2013.

For the last financial year, the Fund recorded a return of 17.34% compared to its benchmark return of 7.17%. The Fund outperformed its benchmark by 10.17% largely due to

contributions from Hong Kong and Australia. The poor performance in 2011 was due to the volatile global market following the natural disasters in Japan, geopolitical uncertainty in the Middle East and the Euro-zone debt crisis affecting the target fund's investments. In 2010, the Fund recorded a loss of 4.90% after a hefty gain of 104.40% in 2009. The poor performance in the first financial period was due to the global financial crisis.

4.9.3 Distribution Record

This Fund has not declared any distribution as yet.

4.9.4 Portfolio Turnover Ratio (PTR)

	Financial Year Ended 31 December		
	2013	2012	2011
PTR	0.39 times	0.24 times	0.17 times

The PTR for the latest financial year was higher compared with the previous financial year as there were more investments activities during the financial year.

4.9.5 Asset Allocation

As at the latest financial year end (i.e. 31 December 2013), the Fund was 97.97% invested in the target fund, UAGOF, a foreign collective investment scheme and the remaining 2.03% was invested in deposits or held as cash.

	As at 31/12/2013 %	As at 31/12/2012 %	As at 31/12/2011 %
Foreign Collective Investment Scheme (UAGOF)	97.97	98.12	98.03
Cash/Deposits	2.03	1.88	1.97
	100.00	100.00	100.00

The asset allocation in each year reflects the strategy of the Fund, that is, to have maximum exposure to the target fund, UAGOF so as to meet the Fund's objective.

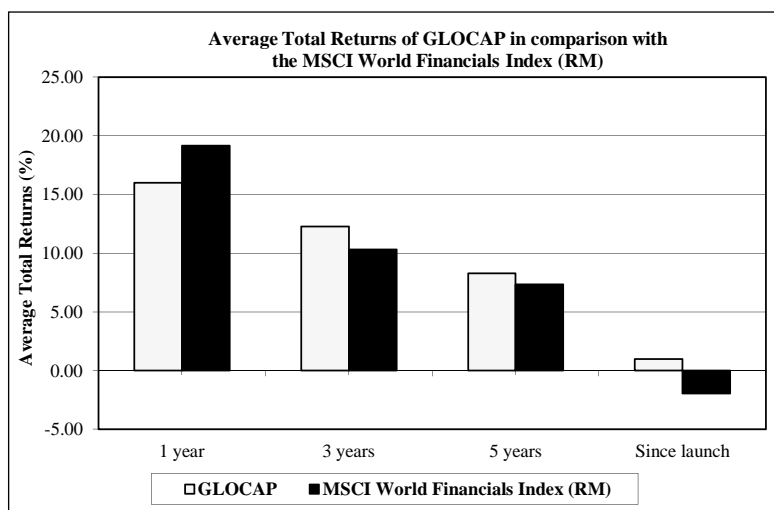
Past performance of the Fund is not an indication of its future performance.

4.10 PERFORMANCE OF RHB-OSK GLOBAL CAPITAL FUND

The Fund has been in operations since 11 June 2008 and its financial year end is 30 June. The Fund’s performances are as follows:

4.10.1 Average Total Returns of the Fund

	Average Total Returns (%)**			
	1 Year 30/06/13 — 30/06/14	3 Years 30/06/11 — 30/06/14	5 Years 30/06/09 — 30/06/14	Since launch 01/07/08* — 30/06/14
Net Asset Value per unit	16.01	12.30	8.31	1.00
MSCI World Financials Index (RM)	19.18	10.32	7.37	(1.94)



* Being the last day of the Fund’s initial offer period.

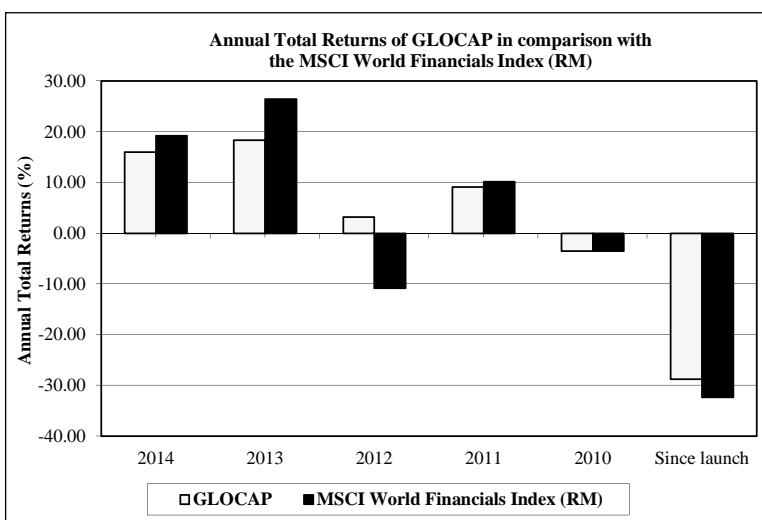
** The abovementioned Fund performances are computed on NAV to NAV basis and have been adjusted to reflect distributions and unit splits, if any and are annualised.

On a since launch basis, the Fund recorded an annualised return of 1.00% as compared to its benchmark which recorded an annualised loss of 1.94%. The Fund has met its objective of providing investors with long term capital appreciation.

4.10.2 Annual Total Returns of the Fund

	Annual Total Returns (%) **		
	Financial Year Ended 30 June		
	2014	2013	2012
Net Asset Value per unit	16.01	18.36	3.17
MSCI World Financials Index (RM)	19.18	26.41	(10.86)

	Annual Total Returns (%) **		
	Financial Year Ended 30 June		Since launch 01/07/08* - 30/06/09
	2011	2010	
Net Asset Value per unit	9.11	(3.54)	(28.76)
MSCI World Financials Index (RM)	10.19	(3.54)	(32.29)



* Being the last day of the Fund's initial offer period.

** The abovementioned Fund performances are computed on NAV to NAV basis and have been adjusted to reflect distributions and unit splits, if any.

For the last financial year, the Fund underperformed its benchmark by 3.17% with a return of 16.01% compared to its benchmark return of 19.18%. The Fund also recorded a positive return of 18.36% in 2013 although it underperformed its benchmark by 8.05%. The poor performance recorded in the first two financial periods of the Fund was due to the global financial crisis.

4.10.3 Distribution Record

This Fund has not declared any distribution as yet.

4.10.4 Portfolio Turnover Ratio (PTR)

	Financial Year Ended 30 June		
	2014	2013	2012
PTR	0.09 times	0.41 times	0.29 times

The PTR for the latest financial year was lower compared with the previous financial year as there were lesser investment activities resulting from lower redemption of units.

4.10.5 Asset Allocation

As at the latest financial year end (i.e. 30 June 2014), the Fund was 97.69% invested in the target fund, UGFF, a foreign collective investment scheme and the remaining 2.31% in cash and deposits.

	As at 30/06/2014	As at 30/06/2013	As at 30/06/2012
	%	%	%
Foreign Collective Investment Scheme (UGFF)	97.69	98.05	98.17
Cash/Deposits	2.31	1.95	1.83
	100.00	100.00	100.00

The asset allocation in each year has been structured to meet the Fund's intended objective.

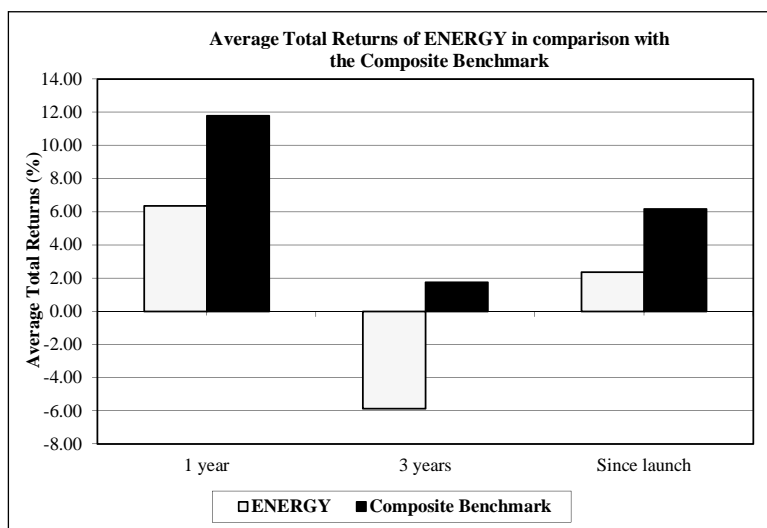
Past performance of the Fund is not an indication of its future performance.

4.11 PERFORMANCE OF RHB-OSK ENERGY FUND

The Fund has been in operations since 23 March 2009 and its financial year end is 31 March. The Fund's performances are as follows:

4.11.1 Average Total Returns of the Fund

	Average Total Returns (%)**		
	1 Year 31/03/13 - 31/03/14	3 Years 31/03/11 - 31/03/14	Since launch 12/04/09* - 31/03/14
Net Asset Value per unit	6.36	(5.88)	2.36
Composite Benchmark (RM): - 60% S&P GSCI Energy Official Close Excess Return Index - 40% MSCI World Energy Index	11.80	1.76	6.17



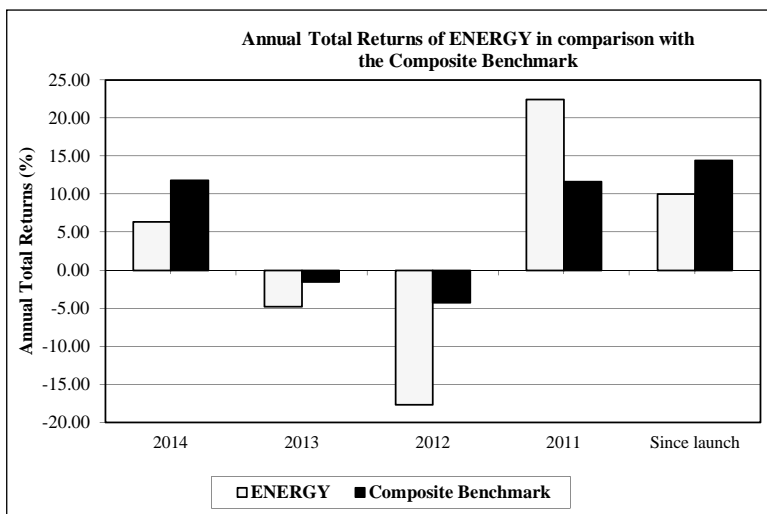
* Being the last day of the Fund's initial offer period.

** The abovementioned Fund performances are computed on NAV to NAV basis and have been adjusted to reflect distributions and unit splits, if any and are annualised.

On a since launch basis, the Fund achieved an annualised return of 2.36% compared to its benchmark annualised return of 6.17%. The Fund has met its objective of providing investors long term capital appreciation.

4.11.2 Annual Total Returns of the Fund

	Annual Total Returns (%) **				
	Financial Year Ended 31 March				Since launch 12/04/09* - 31/03/10
	2014	2013	2012	2011	
Net Asset Value per unit	6.36	(4.78)	(17.70)	22.45	10.01
Composite Benchmark (RM): - 60% S&P GSCI Energy Official Close Excess Return Index - 40% MSCI World Energy Index	11.80	(1.52)	(4.29)	11.65	14.42



* Being the last day of the Fund’s initial offer period.

** The abovementioned Fund performances are computed on NAV to NAV basis and have been adjusted to reflect distributions and unit splits, if any.

The Fund has underperformed its benchmark in the latest financial year with a return of 6.36% while its benchmark recorded a return of 11.80%. The Fund’s underperformance was due to mark-to-market yield increase and also decrease in energy swap value. The hefty loss of 17.70% recorded in 2012 was due to uncertainties prevailing in the global economies culminating from the Euro-zone debt crisis and the geopolitical uncertainties in the Middle East.

4.11.3 Distribution Record

The Fund has not declared any distributions for the past three financial years.

4.11.4 Portfolio Turnover Ratio (PTR)

PTR	Financial Year Ended 31 March		
	2014	2013	2012
	1.28 times	1.28 times	1.35 times

The PTR for the latest financial year was consistent with the previous financial year.

4.11.5 Asset Allocation

As at the latest financial year end (i.e. 31 March 2014), the Fund was 88.43% invested in unquoted bonds, 11.13% invested in JPMCCI Energy Excess Return Swap Agreement and the remaining of 0.44% in cash and deposits.

	As at 31/03/2014 %	As at 31/03/2013 %	As at 31/03/2012 %
Unquoted Bonds	88.43	90.39	83.61
JPMCCI Energy Excess Return Swap	11.13	10.94	7.47
Collective Investment Scheme	-	-	3.90
Cash/Deposits	0.44	(1.33) †	5.02
	100.00	100.00	100.00

The asset allocation was reflective of the Fund's objective to achieve long term capital appreciation.

† The negative cash of 1.33% was normalized accordingly when investments were sold off to meet redemptions.

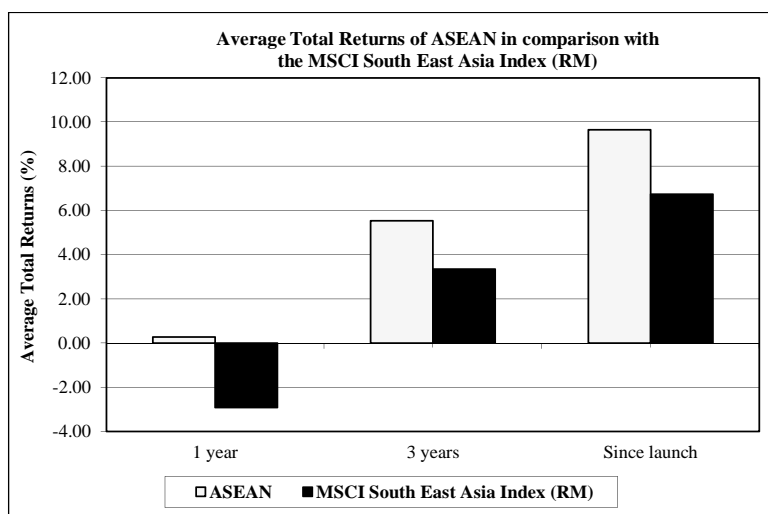
Past performance of the Fund is not an indication of its future performance.

4.12 PERFORMANCE OF RHB-OSK ASEAN FUND

The Fund has been in operations since 2 December 2009 and the Fund’s financial year end is on 30 April. The Fund’s performances are as follows:

4.12.1 Average Total Returns of the Fund

	Average Total Returns (%)**		
	1 Year 30/04/2013 – 30/04/2014	3 Years 30/04/2011 – 30/04/2014	Since launch 22/12/2009* – 30/04/2014
Net Asset Value per unit	0.29	5.53	9.66
MSCI South East Asia Index (RM)	(2.90)	3.35	6.74



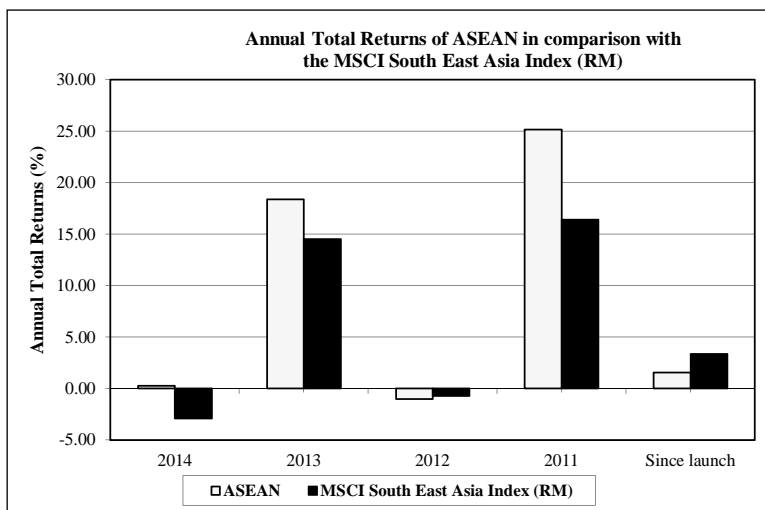
* Being the last day of the Fund’s initial offer period.

** The abovementioned Fund performances are computed on NAV to NAV basis and have been adjusted to reflect distributions and unit splits, if any and are annualised.

Since launch, the Fund recorded an annualised return of 9.66% outperforming its benchmark annualised return of 6.74%. The Fund has met its objective of providing investors with medium to long term capital appreciation.

4.12.2 Annual Total Returns of the Fund

	Annual Total Returns (%) **				
	Financial Year Ended 30 April				Since launch 22/12/09*-- 30/04/10
	2014	2013	2012	2011	
Net Asset Value per unit	0.29	18.40	(1.01)	25.17	1.58
MSCI South East Asia Index (RM)	(2.90)	14.51	(0.71)	16.43	3.35



* Being the last day of the Fund’s initial offer period.

** The abovementioned Fund performances are computed on NAV to NAV basis and have been adjusted to reflect distributions and unit splits, if any.

For the last financial year, the Fund has outperformed its benchmark with a return of 0.29% while its benchmark recorded a loss of 2.90%. In 2013, the Fund recorded a return of 18.40% due to improving market conditions and its stock selections and country allocation, against its benchmark return of 14.51%. The Fund’s recorded loss of 1.01% in 2012 was due to the volatile Asian markets, contagion effects from the Euro-zone debt crisis and concerns over the derailment of the global economic recovery were the over-ruling sentiments during this last financial year. The Fund also registered returns of 25.17% and 1.58% in the financial period/year of 2011 and 2010 after the global financial crisis in 2008/2009.

4.12.3 Distribution Record

	Financial Year Ended 30 April		
	2014	2013	2012
Gross distribution per unit (sen)	5.8000	5.4100	-
Net distribution per unit (sen)	5.8000	4.5000	-

All distributions were reinvested to purchase additional units of the Fund based on the Net Asset Value per unit as at the first Business Day when units in the Fund were quoted ex-entitlement.

4.12.4 Portfolio Turnover Ratio (PTR)

PTR	Financial Year Ended 30 April		
	2014	2013	2012
	1.80 times	0.95 times	0.52 times

The PTR for the latest financial year was higher compared with the previous financial year as there were more investment opportunities during the financial year.

4.12.5 Asset Allocation

As at the latest financial period (i.e. 30 April 2014), the Fund was 96.99% invested in equities and the remaining 3.01% was invested in liquid assets and other net current assets.

The asset allocations of the Fund were as follows:

	As at 30/04/2014 %	As at 30/04/2013 %	As at 30/04/2012 %
Sectors			
Construction	7.37	3.49	2.17
Consumer Products	5.76	2.95	3.36
Finance	17.63	31.50	31.48
Hotels	-	-	1.74
Industrial Products	8.95	7.82	7.68
Infrastructure Project Companies	-	1.67	-
Mining	-	-	4.13
Plantation	1.69	-	5.77
Properties	12.66	10.67	3.38
Technology	7.27	1.88	1.28
Trading/Services	35.66	31.82	34.54
	96.99	91.80	95.53
Collective Investment Schemes	-	3.00	3.13
Liquid assets and other net current assets	3.01	5.20	1.34
	100.00	100.00	100.00

The asset allocation was reflective of the Manager's stance to risk manage its portfolio in an environment of volatile markets. The increase in equity investments reflected the better market sentiments then prevailing.

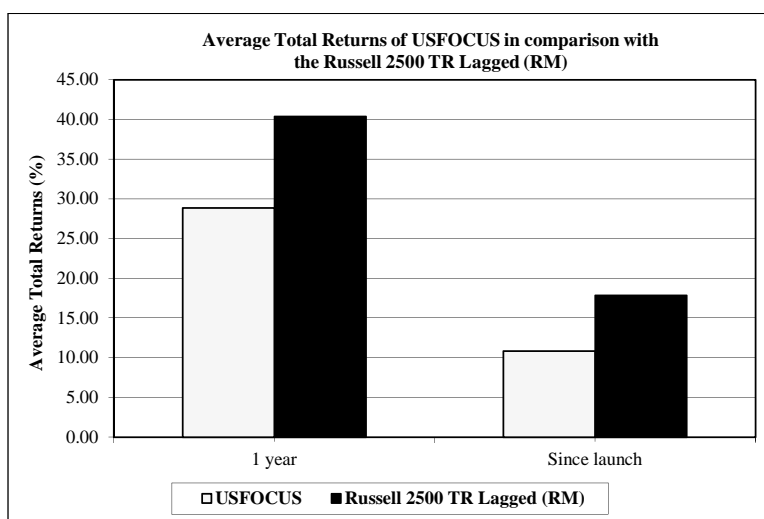
Past performance of the Fund is not an indication of its future performance.

4.13 PERFORMANCE OF RHB-OSK US FOCUS EQUITY FUND

The Fund has been in operation since 15 October 2010 and the Fund's financial year end is on 31 October. The Fund's performances are as follows:

4.13.1 Average Total Returns of the Fund

	Average Total Returns (%)**	
	1 Year 31/10/12 – 31/10/13	Since launch 04/11/10* – 31/10/13
Net Asset Value per unit	28.87	10.86
Russell 2500 TR Lagged (RM)	40.39	17.84



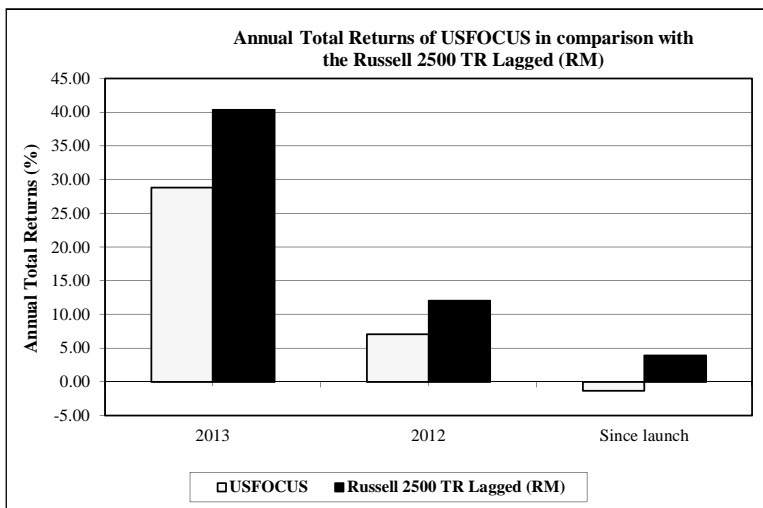
* Being the last day of the Fund's initial offer period.

** The abovementioned Fund performances are computed on NAV to NAV basis and have been adjusted to reflect distributions and unit splits, if any and are annualised.

Since its launch date, the Fund recorded an annualised return of 10.86% against its benchmark annualised return of 17.84%. The Fund has met its objective of providing capital growth from its investments in the target fund, Schroder ISF USSME.

4.13.2 Annual Total Returns of the Fund

	Annual Total Returns (%) **		
	Financial Year Ended 31 October		Since launch 04/11/10*- 31/10/11
	2013	2012	
Net Asset Value per unit	28.87	7.05	(1.32)
MSCI South East Asia Index (RM)	40.39	12.03	3.90



* Being the last day of the Fund's initial offer period.

** The abovementioned Fund performances are computed on NAV to NAV basis and have been adjusted to reflect distributions and unit splits, if any.

For the latest financial year, the Fund recorded positive return of 28.87% although underperforming its benchmark return of 40.39%. For its first financial reporting, the Fund recorded a loss of 1.32% due to uncertainties of the US economy on the back of the Euro-zone debt crisis.

4.13.3 Distribution Record

This Fund has not declared any distribution as yet.

4.13.4 Portfolio Turnover Ratio (PTR)

	Financial Year Ended 31 October		Financial period 15/10/2010 – 31/10/2011
	2013	2012	
PTR	0.96 times	0.35 times	1.28 times

The PTR for the latest financial year was higher compared with the previous financial period due to more investment activities following the cash inflow from net creation of units during the financial year.

4.13.5 Asset Allocation

As at the latest financial period (i.e. 31 October 2013), the Fund was 96.71% invested in the target fund, Schroder ISF USSME, a foreign collective investment scheme and the remaining 3.29% was invested in deposits or held as cash.

The asset allocation of the Fund was as follows:

	As at 31/10/2013	As at 31/10/2012	As at 31/10/2011
	%	%	%
Sectors			
Foreign collective investment scheme (Schroder ISF USSME)	96.71	95.68	97.41
Cash/Deposits	3.29	4.32	2.59
	100.00	100.00	100.00

The asset allocation reflects the Fund's strategy to have maximum exposure to the target fund, Schroder ISF USSME so as to meet its objective.

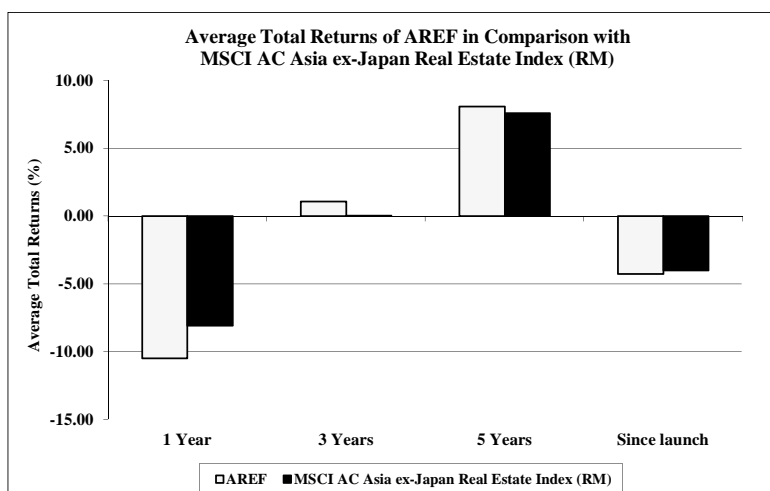
Past performance of the Fund is not an indication of its future performance.

4.14 PERFORMANCE OF RHB-OSK ASIAN REAL ESTATE FUND

This Fund has been in operation since 22 August 2007 and the Fund's financial year end is 31 March. Its performance is as follows:

4.14.1 Average Total Returns of this Fund

	Average Total Returns (%)*			
	1 Year 31/03/13 – 31/03/14	3 Years 31/03/11 – 31/03/14	5 Years 31/03/09 – 31/03/14	Since launch 11/09/07** – 31/03/14
Net Asset Value per Unit	(10.48)	1.07	8.09	(4.25)
MSCI AC Asia-ex-Japan Real Estate Index (RM)	(8.06)	0.02	7.61	(4.62)



* The abovementioned Fund performances are computed on NAV to NAV basis and has been adjusted to reflect distributions, if any, and is annualised.

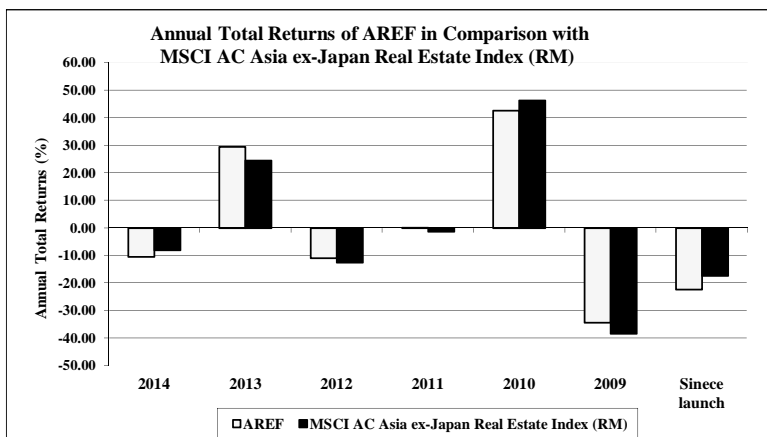
** Being the last day of the Initial Offer Period.

In the last financial year, the Fund underperformed its benchmark with a recorded loss of 10.48% compared to the benchmark loss of 8.06%. On a since launch basis, the Fund has registered a loss of 4.25%, slightly better than the loss of 4.62% by its benchmark. As the Fund's objective is to provide investors with long term capital appreciation, it has yet to meet its objective.

4.14.2 Annual Total Returns of this Fund

	Annual Total Returns* (%)			
	Financial Year Ended 31 March			
	2014	2013	2012	2011
Net Asset Value per unit	(10.48)	29.43	(10.90)	0.17
MSCI AC Asia-ex-Japan Real Estate Index (RM)	(8.06)	24.54	(12.62)	(1.41)

	Annual Total Returns* (%)		
	Financial Year Ended 31 March		Since launch 11/09/2007** - 31/03/2008
	2010	2009	
Net Asset Value per unit	42.70	(34.38)	(22.34)
MSCI AC Asia-ex-Japan Real Estate Index (RM)	46.32	(38.47)	(17.43)



* The abovementioned Fund performances are computed on NAV to NAV basis and has been adjusted to reflect distribution of income, if any.

** Being the last day of the Initial Offer Period.

For the latest financial year, the Fund recorded a loss of 10.48% compared to its benchmark loss of 8.06%. This was largely due to country allocation, in which we were relatively overweight in China. However, China stocks, including property stocks, underperformed other regional markets during the latest financial year. The Fund's lowest underperformance was during its first financial period with an underperformance of 4.91% compared to its benchmark.

4.14.3 Distribution Record

This Fund has not declared any distribution as yet.

4.14.4 Portfolio Turnover Ratio (PTR)

	Financial Year Ended 31 March		
	2014	2013	2012
PTR	0.43 times	0.43 times	0.33 times

The PTR for the last financial year was consistent with the previous financial year.

4.14.5 Asset Allocation

As at 31 March 2014, the Fund was 91.68% invested in equities, 3.39% invested in collective investment schemes and the remaining 4.93% in cash and deposits.

The asset allocation of the Fund was as follows:

	As at 31/03/14 %	As at 31/03/13 %	As at 31/03/12 %
Equities			
Hotels	-	-	0.64
Properties	80.35	78.44	73.85
Trading/Services	11.33	14.83	13.50
	91.68	93.27	87.99
Collective Investment Scheme	3.39	5.68	11.58
Cash/Deposits	4.93	1.05	0.43
	100.00	100.00	100.00

The asset allocation reflected the Manager's stance to risk manage the portfolio in a volatile market. The 2013 asset allocation was reflective of better market sentiments hence an increase in its equities allocation. The 2012 asset allocation was reflective of the volatile market culminating from the Euro-zone debt crisis and concerns over the fragile global economic recovery.

Past performance of the Fund is not an indication of future performance.

5. HISTORICAL FINANCIAL HIGHLIGHTS OF THE FUNDS**5.1 RHB-OSK GLOBAL EQUITY YIELD FUND**

The summarised income statement and statement of assets and liabilities of the Fund for the last three financial years are set out below:

5.1.1 Audited Income Statement

	Year ended 30 June		
	2014 RM	2013 RM	2012 RM
Investment income/(loss)	2,266,670	2,112,209	(680,531)
Expenses	(984,144)	(341,832)	(420,352)
Net income/(loss) before tax	1,282,526	1,770,377	(1,100,883)
Income tax expense	(113,173)	(70,215)	(90,076)
Net income/(loss) after tax, representing total comprehensive income/(loss) for the year	1,169,353	1,700,162	(1,190,959)

5.1.2 Audited Statement of Assets and Liabilities

	As at 30 June		
	2014 RM	2013 RM	2012 RM
Assets			
Investments	41,850,255	13,834,063	17,142,161
Other assets	1,429,860	950,964	842,811
Total assets	43,280,115	14,785,027	17,984,972
Liabilities	269,577	284,490	63,696
Total Equity/NAV Attributable to Unit Holders	43,010,538	14,500,537	17,921,276
NAV per unit	0.4329	0.3820	0.3428

Supplementary information to the Fund's Income Statement and the Statement of Assets and Liabilities above:

5.1.3 Total Equity/NAV Attributable to Unit Holders

Total Equity/NAV attributable to Unit Holders is represented by:

	As at 30 June		
	2014 RM	2013 RM	2012 RM
Unit Holders' capital	55,861,853	28,521,205	33,642,106
Accumulated losses	(12,851,315)	(14,020,668)	(15,720,830)
Total Equity/NAV Attributable to Unit Holders	43,010,538	14,500,537	17,921,276

*Past performance of the Fund is not an indication of its future performance.
The audited financial statements of the Fund are disclosed in the Fund's annual report
and the annual report is available upon request.*

5.2 RHB-OSK ASIA PACIFIC FUND

The summarised income statement and statement of assets and liabilities of the Fund for the last three financial years are set out below:

5.2.1 Audited Income Statement

	Year ended 31 December		
	2013 RM	2012 RM	2011 RM
Investment income/(loss)	1,240,392	1,237,380	(2,872,667)
Expenses	(210,357)	(257,857)	(356,129)
Net income/(loss) before tax	1,030,035	979,523	(3,228,796)
Income tax expense	(15,546)	(19,219)	(20,347)
Net income/(loss) after tax, representing total comprehensive income/(loss) for the year	1,014,489	960,304	(3,249,143)

5.2.2 Audited Statement of Assets and Liabilities

	As at 31 December		
	2013 RM	2012 RM	2011 RM
Assets			
Investments	9,746,400	9,983,956	12,490,186
Other assets	962,320	273,449	1,676,116
Total assets	10,708,720	10,257,405	14,166,302
Liabilities	901,392	278,736	1,057,688
Total Equity/NAV Attributable to Unit Holders	9,807,328	9,978,669	13,108,614
NAV per unit	0.3112	0.2792	0.2576

Supplementary information to the Fund's Income Statement and the Statement of Assets and Liabilities above:

5.2.3 Total Equity/NAV Attributable to Unit Holders

Total Equity/NAV attributable to Unit Holders is represented by:

	As at 31 December		
	2013 RM	2012 RM	2011 RM
Unit Holders' capital	7,199,418	8,385,248	12,475,497
Retained earnings	2,607,910	1,593,421	633,117
Total Equity/NAV Attributable to Unit Holders	9,807,328	9,978,669	13,108,614

*Past performance of the Fund is not an indication of its future performance.
The audited financial statements of the Fund are disclosed in the Fund's annual report
and the annual report is available upon request.*

5.3 RHB-OSK RESOURCES FUND

The summarised income statement and statement of assets and liabilities of the Fund for the last three financial years are set out below:

5.3.1 Audited Income Statement

	Year ended 31 March		
	2014 RM	2013 RM	2012 RM
Investment income/(loss)	2,397,040	6,721,274	(34,190,047)
Expenses	(4,189,184)	(6,491,519)	(6,977,235)
Net income/(loss) before tax	(1,792,144)	229,755	(41,167,282)
Income tax expense	(242,845)	(377,424)	(344,162)
Net (loss) after tax, representing total comprehensive (loss) for the year	<u>(2,034,989)</u>	<u>(147,669)</u>	<u>(41,511,444)</u>

5.3.2 Audited Statement of Assets and Liabilities

	As at 31 March		
	2014 RM	2013 RM	2012 RM
Assets			
Investments	130,757,981	187,462,253	274,405,118
Other assets	12,806,856	27,341,287	35,454,821
Total assets	<u>143,564,837</u>	<u>214,803,540</u>	<u>309,859,939</u>
Liabilities	7,461,451	5,280,281	2,197,565
Total Equity/NAV Attributable to Unit Holders	<u>136,103,386</u>	<u>209,523,259</u>	<u>307,662,374</u>
NAV per unit	<u>0.5789</u>	<u>0.5704</u>	<u>0.5631</u>

Supplementary information to the Fund's Income Statement and the Statement of Assets and Liabilities above:

5.3.3 Total Equity/NAV Attributable to Unit Holders

Total Equity/NAV attributable to Unit Holders is represented by:

	As at 31 March		
	2014 RM	2013 RM	2012 RM
Unit Holders' capital	117,785,370	189,170,254	287,161,700
Retained earnings	18,318,016	20,353,005	20,500,674
Total Equity/NAV Attributable to Unit Holders	<u>136,103,386</u>	<u>209,523,259</u>	<u>307,662,374</u>

*Past performance of the Fund is not an indication of its future performance.
The audited financial statements of the Fund are disclosed in the Fund's annual report
and the annual report is available upon request.*

5.4 RHB-OSK GLOBAL ALLOCATION FUND

The summarised income statement and statement of assets and liabilities of the Fund for the last three financial years are set out below:

5.4.1 Audited Income Statement

	Year ended 31 August		
	2014 RM	2013 RM	2012 RM
Investment income	3,715,353	1,053,317	512,839
Expenses	(195,493)	(47,229)	(57,016)
Net income before tax	3,519,860	1,006,088	455,823
Income tax expense	-	-	-
Net income after tax	3,519,860	1,006,088	455,823

5.4.2 Audited Statement of Assets and Liabilities

	As at 31 August		
	2014 RM	2013 RM	2012 RM
Assets			
Investments	60,781,339	7,333,867	11,349,365
Other assets	2,121,884	415,981	283,581
Total assets	62,903,223	7,748,848	11,632,946
Liabilities	1,821,364	681,712	25,917
Total Equity/NAV Attributable to Unit Holders	61,081,859	7,067,136	11,607,029
NAV per unit	0.5575	0.5149	0.4674

Supplementary information to the Fund's Income Statement and the Statement of Assets and Liabilities above:

5.4.3 Total Equity/NAV Attributable to Unit Holders

Total Equity/NAV attributable to Unit Holders is represented by:

	As at 31 August		
	2014 RM	2013 RM	2012 RM
Unit Holders' capital	53,602,008	3,107,145	8,653,126
Retained earnings	7,479,851	3,959,991	2,953,903
Total Equity/NAV Attributable to Unit Holders	61,081,859	7,067,136	11,607,029

*Past performance of the Fund is not an indication of its future performance.
The audited financial statements of the Fund are disclosed in the Fund's annual report
and the annual report is available upon request.*

5.5 RHB-OSK GLOBAL NEW STARS FUND

The summarised income statement and statement of assets and liabilities of the Fund for the last three financial years are set out below:

5.5.1 Audited Income Statement

	Year ended 31 December		
	2013 RM	2012 RM	2011 RM
Investment income/(loss)	(754,008)	14,300,485	(18,777,790)
Expenses	(1,250,932)	(1,558,142)	(2,123,722)
Net income/(loss) before tax	(2,004,940)	12,742,343	(20,901,512)
Income tax expense	(40,897)	(12,394)	(183,012)
Net income/(loss) after tax, representing total comprehensive income/(loss) for the year	(2,045,837)	12,729,949	(21,084,524)

5.5.2 Audited Statement of Assets and Liabilities

	As at 31 December		
	2013 RM	2012 RM	2011 RM
Assets			
Investments	39,867,965	52,769,201	55,605,583
Other assets	3,445,419	8,988,304	9,771,505
Total assets	43,313,384	61,757,505	65,377,088
Liabilities	121,614	4,755,798	196,902
Total Equity/NAV Attributable to Unit Holders	43,191,770	57,001,707	65,180,186
NAV per unit	0.2747	0.2833	0.2364

Supplementary information to the Fund's Income Statement and the Statement of Assets and Liabilities above:

5.5.3 Total Equity/NAV Attributable to Unit Holders

Total Equity/NAV attributable to Unit Holders is represented by:

	As at 31 December		
	2013 RM	2012 RM	2011 RM
Unit Holders' capital	153,621,540	165,385,640	186,294,068
Accumulated losses	(110,429,770)	(108,383,933)	(121,113,882)
Total Equity/NAV Attributable to Unit Holders	43,191,770	57,001,707	65,180,186

Past performance of the Fund is not an indication of its future performance. The audited financial statements of the Fund are disclosed in the Fund's annual report and the annual report is available upon request.

5.6 RHB-OSK GOLDEN DRAGON FUND

The summarised income statement and statement of assets and liabilities of the Fund for the last three financial years are set out below:

5.6.1 Audited Income Statement

	Year ended 31 December		
	2013 RM	2012 RM	2011 RM
Investment income/(loss)	15,069,534	25,047,857	(49,574,889)
Expenses	(2,544,831)	(4,037,627)	(6,441,252)
Net income/(loss) before tax	12,524,703	21,010,230	(56,016,141)
Income tax expense	(188,530)	(331,574)	(499,094)
Net income/(loss) after tax, representing total comprehensive income/(loss) for the year	12,336,173	20,678,656	(56,515,235)

5.6.2 Audited Statement of Assets and Liabilities

	As at 31 December		
	2013 RM	2012 RM	2011 RM
Assets			
Investments	101,095,207	151,276,905	200,142,634
Other assets	6,777,537	5,233,923	13,340,160
Total assets	107,872,744	156,510,828	213,482,794
Liabilities	370,007	5,988,125	864,999
Total Equity/NAV Attributable to Unit Holders	107,502,737	150,522,703	212,617,795
NAV per unit	0.4642	0.4173	0.3727

Supplementary information to the Fund's Income Statement and the Statement of Assets and Liabilities above:

5.6.3 Total Equity/NAV Attributable to Unit Holders

Total Equity/NAV attributable to Unit Holders is represented by:

	As at 31 December		
	2013 RM	2012 RM	2011 RM
Unit Holders' capital	188,375,211	243,731,350	326,505,098
Accumulated losses	(80,872,474)	(93,208,647)	(113,887,303)
Total Equity/NAV Attributable to Unit Holders	107,502,737	150,522,703	212,617,795

*Past performance of the Fund is not an indication of its future performance.
The audited financial statements of the Fund are disclosed in the Fund's annual report
and the annual report is available upon request.*

5.7 RHB-OSK ASIA ACTIVE ALLOCATION FUND

The summarised income statement and statement of assets and liabilities of the Fund for the last three financial years are set out below:

5.7.1 Audited Income Statement

	Year ended 31 March		
	2014	2013	2012
	RM	RM	RM
Investment income/(loss)	2,454,642	8,560,799	(2,651,850)
Expenses	(902,477)	(1,505,680)	(2,352,877)
Net income/(loss) before tax	1,552,165	7,055,119	(5,004,727)
Income tax expense	(37,388)	(102,393)	(108,980)
Net income/(loss) after tax, representing total comprehensive income/(loss) for the year	1,514,777	6,952,726	(5,113,707)

5.7.2 Audited Statement of Assets and Liabilities

	As at 31 March		
	2014	2013	2012
	RM	RM	RM
Assets			
Investments	21,236,348	45,492,626	92,610,338
Other assets	1,491,695	473,708	4,491,913
Total assets	22,728,043	45,966,334	97,102,251
Liabilities	902,567	2,033,557	621,584
Total Equity/NAV Attributable to Unit Holders	21,825,476	43,932,777	96,480,667
NAV per unit	0.5506	0.5225	0.4754

Supplementary information to the Fund's Income Statement and the Statement of Assets and Liabilities above:

5.7.3 Total Equity/NAV Attributable to Unit Holders

Total Equity/NAV attributable to Unit Holders is represented by:

	As at 31 March		
	2014	2013	2012
	RM	RM	RM
Unit Holders' capital	41,093,814	64,715,892	124,216,508
Accumulated losses	(19,268,338)	(20,783,115)	(27,735,841)
Total Equity/NAV Attributable to Unit Holders	21,825,476	43,932,777	96,480,667

*Past performance of the Fund is not an indication of its future performance.
The audited financial statements of the Fund are disclosed in the Fund's annual report
and the annual report is available upon request.*

5.8 RHB-OSK BIG CAP CHINA ENTERPRISE FUND

The summarised income statement and statement of assets and liabilities of the Fund for the last three financial years are set out below:

5.8.1 Audited Income Statement

	Year ended 31 December		
	2013 RM	2012 RM	2011 RM
Investment income/(loss)	35,772,852	32,895,652	(48,614,966)
Expenses	(4,947,006)	(5,932,855)	(7,029,633)
Net income/(loss) before tax	30,825,846	26,962,797	(55,644,599)
Income tax expense	(473,697)	(336,478)	(330,808)
Net income/(loss) after tax, representing total comprehensive income/(loss) for the year	30,352,149	26,626,319	(55,975,407)

5.8.2 Audited Statement of Assets and Liabilities

	As at 31 December		
	2013 RM	2012 RM	2011 RM
Assets			
Investments	180,601,802	229,229,813	216,568,168
Other assets	3,639,737	6,537,829	19,346,489
Total assets	184,241,539	235,767,642	235,914,657
Liabilities	850,446	2,199,589	1,045,116
Total Equity/NAV Attributable to Unit Holders	183,391,093	233,568,053	234,869,541
NAV per unit	0.5504	0.4721	0.4191

Supplementary information to the Fund's Income Statement and the Statement of Assets and Liabilities above:

5.8.3 Total Equity/NAV Attributable to Unit Holders

Total Equity/NAV attributable to Unit Holders is represented by:

	As at 31 December		
	2013 RM	2012 RM	2011 RM
Unit Holders' capital	148,494,002	229,023,111	256,950,918
Retained earnings/(Accumulated losses)	34,897,091	4,544,942	(22,081,377)
Total Equity/NAV Attributable to Unit Holders	183,391,093	233,568,053	234,869,541

Past performance of the Fund is not an indication of its future performance. The audited financial statements of the Fund are disclosed in the Fund's annual report and the annual report is available upon request.

5.9 RHB-OSK ASIAN GROWTH OPPORTUNITIES FUND

The summarised income statement and statement of assets and liabilities of the Fund for the last three financial years are set out below:

5.9.1 Audited Income Statement

	Year ended 31 December		
	2013 RM	2012 RM	2011 RM
Investment income/(loss)	13,294,011	17,526,496	(33,729,095)
Expenses	(457,065)	(634,429)	(982,996)
Net income/(loss) before tax	12,836,946	16,892,067	(34,712,091)
Income tax expense	-	-	-
Net income/(loss) after tax, representing total comprehensive income/(loss) for the year	12,836,946	16,892,067	(34,712,091)

5.9.2 Audited Statement of Assets and Liabilities

	As at 31 December		
	2013 RM	2012 RM	2011 RM
Assets			
Investments	48,229,265	83,846,518	105,814,494
Other assets	962,059	1,551,861	475,421
Total assets	49,191,324	85,398,379	106,289,915
Liabilities	281,033	1,076,905	258,642
Total Equity/NAV Attributable to Unit Holders	48,910,291	84,321,474	106,031,273
NAV per unit	0.5312	0.4527	0.3787

Supplementary information to the Fund's Income Statement and the Statement of Assets and Liabilities above:

5.9.3 Total Equity/NAV Attributable to Unit Holders

Total Equity/NAV attributable to Unit Holders is represented by:

	As at 31 December		
	2013 RM	2012 RM	2011 RM
Unit Holders' capital	46,784,852	95,032,981	133,634,847
Retained earnings/(Accumulated losses)	2,125,439	(10,711,507)	(27,603,574)
Total Equity/NAV Attributable to Unit Holders	48,910,291	84,321,474	106,031,273

*Past performance of the Fund is not an indication of its future performance.
The audited financial statements of the Fund are disclosed in the Fund's annual report
and the annual report is available upon request.*

5.10 RHB-OSK GLOBAL CAPITAL FUND

The summarised income statement and statement of assets and liabilities of the Fund for the last three financial years are set out below:

5.10.1 Audited Income Statement

	Year ended 30 June		
	2014	2013	2012
	RM	RM	RM
Investment income	1,433,495	2,134,090	102,926
Expenses	(47,221)	(58,141)	(97,251)
Net income before tax	1,386,274	2,075,949	5,675
Income tax expense	-	-	-
Net income after tax, representing total comprehensive income for the year	<u>1,386,274</u>	<u>2,075,949</u>	<u>5,675</u>

5.10.2 Audited Statement of Assets and Liabilities

	As at 30 June		
	2014	2013	2012
	RM	RM	RM
Assets			
Investments	8,445,473	8,960,971	16,526,809
Other assets	110,491	294,781	363,333
Total assets	<u>8,555,964</u>	<u>9,255,752</u>	<u>16,890,142</u>
Liabilities	12,906	116,579	55,269
Total Equity/NAV Attributable to Unit Holders	<u>8,543,058</u>	<u>9,139,173</u>	<u>16,834,873</u>
NAV per unit	<u>0.5311</u>	<u>0.4578</u>	<u>0.3868</u>

Supplementary information to the Fund's Income Statement and the Statement of Assets and Liabilities above:

5.10.3 Total Equity/NAV Attributable to Unit Holders

Total Equity/NAV attributable to Unit Holders is represented by:

	As at 30 June		
	2013	2012	2011
	RM	RM	RM
Unit Holders' capital	13,258,883	15,241,272	25,012,921
Accumulated losses	(4,715,825)	(6,102,099)	(8,178,048)
Total Equity / NAV Attributable to Unit Holders	<u>8,543,058</u>	<u>9,139,173</u>	<u>16,834,873</u>

*Past performance of the Fund is not an indication of its future performance.
The audited financial statements of the Fund are disclosed in the Fund's annual report
and the annual report is available upon request.*

5.11 RHB-OSK ENERGY FUND

The summarised income statement and statement of assets and liabilities of the Fund for the last three financial years are set out below:

5.11.1 Audited Income Statement

	Year ended 31 March		
	2014 RM	2013 RM	2012 RM
Investment income/(loss)	5,842,201	(4,819,051)	(21,629,466)
Expenses	(1,219,041)	(1,711,970)	(2,132,541)
Net income/(loss) before tax	4,623,160	(6,531,021)	(23,762,007)
Income tax expense	-	-	-
Net income/(loss) after tax, representing total comprehensive income/(loss) for the year	4,623,160	(6,531,021)	(23,762,007)

5.11.2 Audited Statement of Assets and Liabilities

	As at 31 March		
	2014 RM	2013 RM	2012 RM
Assets			
Investments	63,174,855	95,845,072	129,750,888
Other assets	205,251	259,909	1,314,244
Total assets	63,380,106	96,104,981	131,065,132
Liabilities	255,675	1,552,523	571,756
Total Equity/NAV Attributable to Unit Holders	63,124,431	94,552,458	130,493,376
NAV per unit	0.4666	0.4383	0.4600

Supplementary information to the Fund's Income Statement and the Statement of Assets and Liabilities above:

5.11.3 Total Equity/NAV Attributable to Unit Holders

Total Equity/NAV attributable to Unit Holders is represented by:

	As at 31 March		
	2014 RM	2013 RM	2012 RM
Unit Holders' capital	59,208,676	95,259,863	124,669,760
Retained earnings	3,915,755	(707,405)	5,823,616
Total Equity/NAV Attributable to Unit Holders	63,124,431	94,552,458	130,493,376

*Past performance of the Fund is not an indication of its future performance.
The audited financial statements of the Fund are disclosed in the Fund's annual report
and the annual report is available upon request.*

5.12 RHB-OSK ASEAN FUND

The summarised income statement and statement of assets and liabilities of the Fund for the last three financial years are set out below:-

5.12.1 Audited Income Statement

	Year ended 30 April		
	2014 RM	2013 RM	2012 RM
Investment income	468,636	4,620,150	366,628
Expenses	(476,893)	(614,084)	(717,716)
Net income/(loss) before tax	(8,257)	4,006,066	(351,088)
Income tax expense	(24,843)	(60,661)	(76,580)
Net income/(loss) after tax, representing total comprehensive income/(loss) for the year	(33,100)	3,945,405	(427,668)

5.12.2 Audited Statement of Assets and Liabilities

	As at 30 April		
	2014 RM	2013 RM	2012 RM
Assets			
Investments	14,589,133	20,856,071	35,261,897
Other assets	302,291	1,958,303	1,071,705
Total assets	14,891,424	22,814,374	36,333,602
Liabilities	450,724	813,871	1,167,590
Total Equity/NAV Attributable to Unit Holders	14,440,700	22,000,503	35,166,012
NAV per unit	0.5755	0.6292 xd	0.5784

Note: xd denotes after distribution.

Supplementary information to the Fund's Income Statement and the Statement of Assets and Liabilities above:

5.12.3 Total Equity/NAV Attributable to Unit Holders

Total Equity/NAV attributable to Unit Holders is represented by:

	As at 30 April		
	2014 RM	2013 RM	2012 RM
Unit Holders' capital	9,234,010	15,445,157	31,086,641
Retained earnings	5,206,690	6,555,346	4,079,371
Total Equity/NAV Attributable to Unit Holders	14,440,700	22,000,503	35,166,012

*Past performance of the Fund is not an indication of its future performance.
The audited financial statements of the Fund are disclosed in the Fund's annual report
and the annual report is available upon request.*

5.13 RHB-OSK US FOCUS EQUITY FUND

The summarised income statement and statement of assets and liabilities of the Fund for the last two financial years and financial period from 15 October 2010 to 31 October 2011 are set out below:-

5.13.1 Audited Income Statement

	Year ended 31 October		15/10/2010
	2013	2012	31/10/2011
	RM	RM	RM
Investment income/(loss)	11,961,863	4,844,356	(3,449,427)
Expenses	(388,089)	(265,303)	(322,894)
Net income/(loss) before tax	11,573,774	4,579,053	(3,772,321)
Income tax expense	-	-	-
Net income/(loss) after tax, representing total comprehensive income/(loss) for the year	11,573,774	4,579,053	(3,772,321)

5.13.2 Audited Statement of Assets and Liabilities

	As at 31 October		
	2013	2012	2011
	RM	RM	RM
Assets			
Investments	112,066,324	41,946,665	66,371,718
Other assets	5,845,819	2,248,303	2,260,340
Total assets	117,912,143	44,194,968	68,632,058
Liabilities	2,028,441	674,608	1,050,557
Total Equity/NAV Attributable to Unit Holders	115,883,702	43,520,360	67,581,501
NAV per unit	0.6807	0.5282	0.4934

Supplementary information to the Fund's Income Statement and the Statement of Assets and Liabilities above:

5.13.3 Total Equity/NAV Attributable to Unit Holders

Total Equity/NAV attributable to Unit Holders is represented by:

	As at 31 October		
	2013	2012	2011
	RM	RM	RM
Unit Holders' capital	103,503,196	42,713,628	71,353,822
Retained earnings/(Accumulated losses)	12,380,506	806,732	(3,772,321)
Total Equity/NAV Attributable to Unit Holders	115,883,702	43,520,360	67,581,501

*Past performance of the Fund is not an indication of its future performance.
The audited financial statements of the Fund are disclosed in the Fund's annual report
and the annual report is available upon request.*

5.14 RHB-OSK ASIAN REAL ESTATE FUND

The summarised income statement and assets and liabilities of the Fund for the last three financial years are set out below:-

5.14.1 Audited Income Statement

	Year Ended 31 March		
	2014 RM	2013 RM	2012 RM
Investment income/(loss)	(1,668,383)	7,228,274	(3,655,642)
Expenses	(552,129)	(568,231)	(640,699)
Net income/(loss) before tax	(2,220,512)	6,660,043	(4,296,341)
Income tax expense	(8,641)	(15,560)	(20,093)
Net income/(loss) after tax, representing total comprehensive income/(loss) for the year	(2,229,153)	6,644,483	(4,316,434)

5.14.2 Audited Statement of Assets and Liabilities

	As at 31 March		
	2014 RM	2013 RM	2012 RM
Assets			
Investments	17,445,883	26,398,012	26,669,955
Other assets	443,835	636,894	417,929
Total assets	17,889,718	27,034,906	27,087,884
Liabilities	22,832	357,621	303,042
Total Equity/NAV Attributable to Unit Holders	17,866,886	26,677,285	26,784,842
NAV per unit	0.3760	0.4174	0.3237

Supplementary information to the Fund's Income Statement and the Statement of Assets and Liabilities above:

5.14.3 Total Equity/NAV Attributable to Unit Holders

NAV Attributable to Unit Holders is represented by:

	As at 31 March		
	2014 RM	2013 RM	2012 RM
Unit Holders' capital	50,108,951	56,690,197	63,442,237
Accumulated losses	(32,242,065)	(30,012,912)	(36,657,395)
Total equity/NAV attributable to Unit Holders	17,866,886	26,677,285	26,784,842

*Past performance of the Fund is not an indication of its future performance.
The audited financial statements of the Fund are disclosed in the Fund's annual report
and the annual report is available upon request.*

CHAPTER 6: FEES AND EXPENSES

6. FEES, CHARGES AND EXPENSES

The cost to the investor of investing in a Fund is as follows:

6.1 Charges

The charges directly incurred by an investor when purchasing or redeeming units of the respective Funds are as follows:

(a) Sales Charge

GEY ASPAC RESO DRAGON

The Manager will impose a sales charge which can be levied on an investor's investment amount/purchase amount, net of bank charges (if any) by the Manager's various distributors as follows:

Distributor	% of investment amount
Institutional Unit Trust Adviser (IUTA)	Up to 5.26%
Tied (retail) agent	Up to 5.26%
Direct sales (Direct investment with the Manager)	Up to 5.26%

Illustration (Based on **GEY** as at the Latest Practicable Date)

Say, an investor makes an investment of RM10,000.00 at the Selling Price of RM0.4319 and the distributor levies a sales charge of 5.26%, the investor will pay a total of RM10,526.00 as follows:

Amount invested	=	RM	10,000.00
Add: sales charge levied by the distributor @ 5.26%	=	RM	526.00
Total amount paid by the investor	=	RM	<u>10,526.00</u>

The investor will be allotted with 23,153.51 units calculated as follows:

$$\text{Units allotted is calculated as } \frac{\text{RM10,000.00}}{\text{RM0.4319}^*} = 23,153.51 \text{ units}^{**}$$

* Unit price is rounded to the nearest 4 decimal places.

** Units computed are rounded to the nearest 2 decimal places.

CHAPTER 6: FEES AND EXPENSES

GAF

The Manager will impose a sales charge which can be levied on an investor's investment amount/purchase amount, net of bank charges (if any) by the Manager's various distributors as follows:

Distributor	% of investment amount
Institutional Unit Trust Adviser (IUTA)	Up to 3.63%
Tied (retail) agent	Not applicable*
Direct sales (Direct investment with the Manager)	Not applicable*

* Currently units are only available for purchase via the Manager's authorised Institutional Unit Trust Advisers (IUTAs).

Please note that this Fund's investments in BGF-GAF will be at its net asset value. The initial charge for investing in BGF-GAF will be waived by the management company of BGF-GAF.

Illustration (As at the Latest Practicable Date)

Say, an investor makes an investment of RM10,000.00 at the Selling Price of RM0.5489 and the distributor levies a sales charge of 3.63%, the investor will pay a total of RM10,363.00 as follows:

Amount invested	=	RM	10,000.00
Add: sales charge levied by the distributor @ 3.63%	=	RM	363.00
Total amount paid by the investor	=	RM	<u>10,363.00</u>

The investor will be allotted with 18,218.25 units calculated as follows:

$$\text{Units allotted is calculated as } \frac{\text{RM10,000.00}}{\text{RM0.5489}^*} = 18,218.25 \text{ units}^{**}$$

* Unit price is rounded to the nearest 4 decimal places.

** Units computed are rounded to the nearest 2 decimal places.

GNS

The Manager will impose a sales charge which can be levied on an investor's investment amount/purchase amount, net of bank charges (if any) by the Manager's various distributors as follows:

Distributor	% of investment amount
Institutional Unit Trust Adviser (IUTA)	Up to 6.00%
Tied (Retail) Agent	Up to 6.00%
Direct Sales (Direct Investment with the Manager)	Up to 6.00%

CHAPTER 6: FEES AND EXPENSES

Illustration (As at the Latest Practicable Date)

Say, an investor makes an investment of RM10,000.00 at the Selling Price of RM0.2617 and the distributor levies a sales charge of 6.00%, the investor will pay a total of RM10,600.00 as follows:

Amount invested	=	RM	10,000.00
Add: sales charge levied by the distributor @ 6.00%	=	RM	600.00
Total amount paid by the investor	=	RM	<u>10,600.00</u>

The investor will be allotted with 38,211.69 units calculated as follows:

$$\text{Units allotted is calculated as } \frac{\text{RM10,000.00}}{\text{RM0.2617}^*} = 38,211.69 \text{ units}^{**}$$

* Unit price is rounded to the nearest 4 decimal places.

** Units computed are rounded to the nearest 2 decimal places.

AAA AGO ENERGY AREF

The Manager will impose a sales charge which can be levied on an investor's investment amount/purchase amount, net of bank charges (if any) by the Manager's various distributors as follows:

Distributor	% of investment amount
Institutional Unit Trust Adviser (IUTA)	Up to 5.00%
Tied (Retail) Agent	Up to 5.00%
Direct Sales (Direct Investment with the Manager)	Up to 5.00%

In respect of **AGO**: **Please note that this Fund's investments in UAGOF will be at its net asset value per unit. The sales charge for investing in UAGOF will be waived by the manager of UAGOF.**

Illustration (Based on **AAA** as at the Latest Practicable Date)

Say, an investor makes an investment of RM10,000.00 at the Selling Price of RM0.5744 and the distributor levies a sales charge of 5.00%, the investor will pay a total of RM10,500.00 as follows:

Amount invested	=	RM	10,000.00
Add: sales charge levied by the distributor @ 5.00%	=	RM	500.00
Total amount paid by the investor	=	RM	<u>10,500.00</u>

The investor will be allotted with 17,409.47 units calculated as follows:

$$\text{Units allotted is calculated as } \frac{\text{RM10,000.00}}{\text{RM0.5744}^*} = 17,409.47 \text{ units}^{**}$$

* Unit price is rounded to the nearest 4 decimal places.

** Units computed are rounded to the nearest 2 decimal places.

CHAPTER 6: FEES AND EXPENSES

BIGCAP GCF ASEAN USFOCUS

The Manager will impose a sales charge which can be levied on an investor's investment amount/purchase amount, net of bank charges (if any) by the Manager's various distributors as follows:

Distributor	% of investment amount
Institutional Unit Trust Adviser (IUTA)	Up to 5.50%
Tied (Retail) Agent	Up to 5.50%
Direct Sales (Direct Investment with the Manager)	Up to 5.50%

In respect of **GCF**: **Please note that this Fund's investments in UGFF will be at its net asset value per unit. The sales charge for investing in UGFF will be waived by the manager of UGFF.**

In respect of **USFOCUS**: **Please note that this Fund's investments in Schroder ISF USSME will be at its net asset value per unit. The sales charge for investing in Schroder ISF USSME will be waived by the management company of Schroder ISF USSME.**

Illustration (Based on **BIGCAP** at the Latest Practicable Date)

Say, an investor makes an investment of RM10,000.00 at the Selling Price of RM0.5207 and the distributor levies a sales charge of 5.50%, the investor will pay a total of RM10,550.00 as follows:

Amount invested	=	RM	10,000.00
Add: sales charge levied by the distributor @ 5.50%	=	RM	550.00
Total amount paid by the investor	=	RM	<u>10,550.00</u>

The investor will be allotted with 19,204.92 units calculated as follows:

$$\text{Units allotted is calculated as } \frac{\text{RM}10,000.00}{\text{RM}0.5207^*} = 19,204.92 \text{ units}^{**}$$

* Unit price is rounded to the nearest 4 decimal places.

** Units computed are rounded to the nearest 2 decimal places.

An investor can expect differing sales charge to be levied when buying units of the respective Fund from the various distribution channels and within each distribution channel, subject to the maximum sales charge of the respective Funds. This is due to the different levels of services provided by each distribution channel and/or the size of the investment undertaken.

From the sales charge received from investors for each respective Fund, the Manager pays no more than the entire sales charge as mentioned above as selling commission to its distributors for that particular Fund.

CHAPTER 6: FEES AND EXPENSES

(b) Repurchase Charge

GEY	ASPAC	RESO	GAF
GNS	DRAGON	AAA	BIGCAP
AGO	GCF	ENERGY	ASEAN
USFOCUS	AREF		

The Manager will not impose any repurchase charge on investors redeeming their investments.

Illustration (Based on **GEY** as at the Latest Practicable Date)

Say, an investor redeems 23,153.51 units of the Fund at the Repurchase Price of RM0.4319 (which is the Net Asset Value per unit as at the next valuation point), he would receive proceeds of redemption of RM10,000.00 as follows:

Redemption amount (23,153.51 units x RM0.4319)	=	RM	10,000.00
Less : repurchase charge	=	RM	(NIL)
Net amount payable to the investor	=	RM	<u>10,000.00</u>

(c) Other Charges

GEY	ASPAC	RESO	GAF
GNS	DRAGON	AAA	BIGCAP
AGO	GCF	ENERGY	ASEAN
USFOCUS	AREF		

(i) Switching Units

This is considered as a withdrawal of investment from one Fund and an investment into any of the unit trust funds under the management of the Manager that allows switching of units. A switching fee will be imposed on Unit Holders switching between funds under management (that allow switching). A switching fee of RM25.00 will be imposed and deducted from the redemption amount of the units to be switched for a switch between funds that impose a similar sales charge or a switch to a fund that impose a lower sales charge. Unit Holders switching to a fund that imposes a higher sales charge will pay the difference in sales charge which is deductible from the redemption amount of the units to be switched.

The Manager however, reserves the right to vary this fee or to vary the terms of the switching facility. Units of the Fund to be switched into shall be purchased at the Net Asset Value per unit of that Fund as at the next valuation point of the Fund's relevant business day after the form of request to switch is received by the Manager ("forward pricing").

Illustration (Based on **AAA** and **AGO** as at the Latest Practicable Date)

If a Unit Holder switches 5,000 units in **AAA** at the Repurchase Price of RM0.5744 and wishes to invest in **AGO** at the Selling Price of RM0.5533 (where both Funds have the sales charge of 5.00%).

CHAPTER 6: FEES AND EXPENSES

Proceeds from Switch (AAA) (5,000 units x RM0.5744)	=	RM	2,872.00
Less : switching fee	=	RM	(25.00)
Net proceeds from switch:	=	RM	<u>2,847.00</u>
Unit allotted to investor (in AGO)			<u>RM2,847.00</u>
			RM0.5533
	=		5,145.49 units**

** Units computed are rounded to the nearest 2 decimal places.

(ii) Transfer of Units

GEY	ASPAC	RESO	GAF
GNS	DRAGON	AAA	BIGCAP
AGO	GCF	ENERGY	ASEAN
USFOCUS	AREF		

The Manager charges a transfer fee of RM5.00 for each transfer.

6.2 Fees and Expenses

The fees and expenses indirectly incurred by an investor when investing in a Fund are as follows:

(a) Manager's Fees

GEY	ASPAC	RESO	ENERGY
------------	--------------	-------------	---------------

The Manager is entitled to a management fee of one point five per cent (1.50%) per annum of the Net Asset Value calculated on a daily basis before deducting the Manager's and Trustee's fees for that particular day.

GAF	GNS	DRAGON	AAA
BIGCAP	AGO	GCF	ASEAN
USFOCUS	AREF		

The Manager is entitled to a management fee of one point eight per cent (1.80%) per annum of the Net Asset Value calculated on a daily basis before deducting the Manager's and Trustee's fees for that particular day.

In respect of **GAF**, a portion of this fee is paid to BlackRock (Channel Islands) Limited. As **GAF** invests in units of BGF-GAF, any management fee charged to BGF-GAF by the BGF-GAF manager in relation to the Fund's investments in BGF-GAF will be fully refunded to this Fund. Accordingly, there is **NO DOUBLE CHARGING OF MANAGEMENT FEE**. This means that the Unit Holder will incur **ONLY ONE MANAGEMENT FEE and ONLY AT THE FUND'S LEVEL** i.e. one point eight per cent (1.80%) per annum of the Net Asset Value.

In respect of **AGO**, a portion of this fee is paid to UOB Asset Management Ltd., Singapore. As **AGO** invests in units of UAGOF, any management fee charged to UAGOF by the UAGOF manager in relation to the Fund's investments in UAGOF will be fully refunded to this Fund. Accordingly, there is **NO DOUBLE CHARGING OF MANAGEMENT FEE**. This means that the Unit Holder will incur **ONLY ONE MANAGEMENT FEE and ONLY AT THE FUND'S LEVEL** i.e. one point eight per cent (1.80%) per annum of the Net Asset Value.

CHAPTER 6: FEES AND EXPENSES

In respect of **GCF**, a portion of this fee is paid to UOB Asset Management Ltd., Singapore. As **GCF** invests in units of UGFF, any management fee charged to UGFF by the UGFF manager in relation to the Fund’s investments in UGFF will be fully refunded to this Fund. Accordingly, there is **NO DOUBLE CHARGING OF MANAGEMENT FEE**. This means that the Unit Holder will incur **ONLY ONE MANAGEMENT FEE and ONLY AT THE FUND’S LEVEL** i.e. one point eight per cent (1.80%) per annum of the Net Asset Value.

In respect of **USFOCUS**, a portion of this fee is paid to Schroder Investment Management (Luxembourg) S.A. As **USFOCUS** invests in the shares of Schroder ISF USSME, any management fee charged to Schroder ISF USSME by the Schroder ISF USSME manager in relation to the Fund’s investments in Schroder ISF USSME will be fully refunded to this Fund. Accordingly, there is **NO DOUBLE CHARGING OF MANAGEMENT FEE**. This means that the Unit Holder will incur **ONLY ONE MANAGEMENT FEE and ONLY AT THE FUND’S LEVEL** i.e. one point eight per cent (1.80%) per annum of the Net Asset Value.

Illustration: Calculation of annual management fee

Assuming that the Net Asset Value (before deducting the Manager’s fee and Trustee’s fee) of a Fund for a particular day is RM105,000,000.00 and assuming the annual management fee is at the rate of one point five per cent (1.50%) per annum, the calculation of the annual management fee of the Fund is as follows:

$$\frac{\text{RM105,000,000.00} \times 1.50\%}{365 \text{ days}^*} = \text{RM4,315.07 per day}$$

*Note: In the event of a leap year, the annual management fee will be divided by 366 days.

(b) Trustee's Fees

GEY	ASPAC	RESO	GAF
GNS			

The Trustee is entitled to a trustee fee of up to zero point zero seven per cent (0.07%) per annum of the Net Asset Value calculated on a daily basis (excluding foreign custodian fee and charges) before deducting the Manager’s and Trustee’s fees for that particular day.

DRAGON	AAA	BIGCAP	AGO
GCF	ENERGY	ASEAN	USFOCUS

The Trustee is entitled to a trustee fee of up to zero point zero eight per cent (0.08%) per annum of the Net Asset Value calculated on a daily basis (excluding foreign custodian fee and charges) before deducting the Manager’s and Trustee’s fees for that particular day.

AREF

The Trustee is entitled to a trustee fee of zero point zero eight per cent (0.08%) per annum of the Net Asset Value calculated on a daily basis subject to a minimum of RM18,000 per annum before deducting the Manager’s and Trustee’s fees for that particular day.

CHAPTER 6: FEES AND EXPENSES

Illustration: Calculation of annual trustee fee

Assuming that the Net Asset Value (before deducting the Manager’s fee and Trustee’s fee) of a Fund for a particular day is RM105,000,000.00 and assuming the trustee fee is at the rate of zero point zero seven per cent (0.07%) per annum, the calculation of the annual trustee fee of the Fund is as follows:

$$\frac{\text{RM105,000,000.00} \times 0.07\%}{365 \text{ days}^*} = \text{RM201.37 per day}$$

*Note: In the event of a leap year, the annual trustee fee will be divided by 366 days.

(c) Other Indirect Fees

GAF

As **GAF** will invest in units of BGF-GAF, there are also other fees indirectly incurred by this Fund which are incurred at the BGF-GAF level such as the taxes (0.05% per annum), the administration fees (up to 0.25% per annum), the annual custody safekeeping fees range from 0.005% to 0.441% per annum and transaction fees range from US\$8.8 to US\$196 per transaction. The rates for both categories of fees will vary according to the country of investment and, in some cases, according to asset class. Investments in bonds and developed equity markets will be at the lower end of these ranges, while some investments in emerging or developing markets will be at the upper end. Thus the custody cost to BGF-GAF will depend on its asset allocation at any time. As such, unit holders of **GAF** are indirectly bearing these expenses charged at the BGF-GAF level.

Investors should note the above higher fees arising from the layered investment structure of this Fund.

AGO

As **AGO** will invest in units of UAGOF, there are also other fees indirectly incurred by UAGOF such as annual trustee remuneration, audit fee and custodian fee (payable to the auditors and custodian of UAGOF) and other fees and charges which are incurred at UAGOF level. Details are as follows:

Annual trustee remuneration ¹	Currently not more than 0.05% per annum (subject to a minimum of S\$5,000 per annum); maximum 0.25% per annum.
Audit fee ² , custodian fee ³ , transaction costs ⁴ and other fees and charges ⁵	Subject to agreement with the relevant parties. Each fee may amount to or exceed 0.1% per annum, depending on the proportion that each fee or charge bears to the net asset value of UAGOF.

¹ The annual trustee remuneration of UAGOF is subject always to a minimum of S\$15,000.00 per annum or such other lower sum as may be agreed from time to time between the trustee and the manager of UAGOF.

² The audit fee of UAGOF payable is subject to agreement with the auditors of UAGOF for the relevant financial year. Based on the audited accounts and the average net asset value of UAGOF for the financial year ended 30 June 2014, the audit fee did not amount to or exceed 0.10% in that financial year.

CHAPTER 6: FEES AND EXPENSES

³ The custodian fee of UAGOF payable is subject to agreement with the custodian of UAGOF and will depend on the number of transactions carried out and the place at which such transactions are effected in relation to UAGOF. Based on the audited accounts and the average net asset value of UAGOF for the financial year ended 30 June 2014, the custodian fee did not amount to or exceed 0.10% in that financial year.

⁴ Transaction costs include all expenses relating to the purchase and sale of financial instruments. Based on the audited accounts and the average net asset value of UAGOF for the financial year ended 30 June 2014, the transaction costs amounted to 1.42% in that financial year.

⁵ Other fees and charges include printing and stationery costs, legal and professional fees, goods and services tax (“GST”) and other out-of-pocket expenses. Based on the audited accounts and the average net asset value of UAGOF for the financial year ended 30 June 2014, the aggregate of such other fees and charges amounted to 0.17% in that financial year.

As such, Unit Holders of **AGO** are indirectly bearing these expenses charged at the UAGOF level.

Investors should note the above higher fees arising from the layered investment structure of this Fund.

GCF

As **GCF** will invest in units of UGFF, there are also other fees indirectly incurred by this Fund such as annual trustee fee, annual registrar and transfer agent services fee, annual valuation and accounting services fee, audit fee and custodian fee (payable to the auditors and custodian of UGFF) and other fees and charges, which are incurred at the UGFF level. Details are as follows:

Annual trustee fee ¹ :	Currently not more than 0.05% per annum (presently subject to a minimum of S\$5,000 per annum); maximum 0.25% per annum.
Annual registrar and transfer agent services fee:	S\$15,000 per annum.
Annual valuation and accounting services fee:	Currently, 0.125% per annum subject to a maximum of 0.125% per annum.
Audit fee ² , custodian fee ³ and other fees and charges ⁴	Subject to agreement with the relevant parties each fee and charges may amount to or exceed 0.1% per annum, depending on the proportion that it bears to the net asset value of UGFF.

¹ The trustee fee of UGFF is subject always to a minimum sum of S\$15,000 per annum or such other smaller sum as may be agreed in writing from time to time between the trustee and the manager of UGFF.

² The audit fee of UGFF payable is subject to agreement with the auditors of UGFF for each financial year. Based on the audited accounts of UGFF for the financial year ended 30 June 2013, the audit fee did not amount to or exceed 0.1% in that financial year.

³ The custodian fee of UGFF payable is subject to agreement with the custodian of UGFF and will depend on the number of transactions carried out and the place at which such transactions are effected in relation to UGFF. Based on the audited

CHAPTER 6: FEES AND EXPENSES

accounts of UGFF for the financial year ended 30 June 2013, the custodian fee amounted to 0.1% based on the average net asset value of UGFF for that financial year.

⁴ Other fees and charges include printing costs, legal & professional fees and other out-of-pocket expenses. Based on the audited accounts of UGFF for the financial year ended 30 June 2013, the aggregate of the other fees and charges did not amount to or exceed 0.1% in that financial year.

As such, Unit Holders of **GCF** are indirectly bearing these expenses charged at the UGFF level.

Investors should note the above higher fees arising from the layered investment structure of this Fund.

USFOCUS

As the Fund will invest in the shares of Schroder ISF USSME, there are also other fees indirectly incurred by this Fund at the Schroder ISF USSME level such as fiduciary fees, custody safekeeping and transaction fees together with fund accounting and valuation fees which are incurred at the Schroder ISF USSME level.

The custodian may receive fiduciary fees which is set at a rate of up to 0.005% per annum of the net asset value of the umbrella fund of the target fund, i.e. Schroder International Selection Fund. The custody safekeeping services and the transactions fees are paid on a monthly basis and calculated and accrued on each business day of Schroder ISF USSME. The percentage rate of the safekeeping fee and the level of transaction fees vary according to the country in which the relevant activities take place, up to a maximum of 0.5% per annum and USD 150 per transaction respectively. Fees relating to core fund accounting and valuation fees are calculated and accrued on each business day of Schroder ISF USSME at an annual rate of up to 0.02% of the net asset value of Schroder ISF USSME, subject to an annual minimum fee of USD 20,000. Additional fees may be due for additional services such as non-standard valuations; additional accounting services and for tax reporting services. Fiduciary fees, custody safekeeping and transaction fees, together with fund accounting and valuation fees, may be subject to review by the custodian and Schroder International Selection Fund from time to time. In addition, the custodian is entitled to any reasonable expenses properly incurred in carrying out its duties. As such, Unit Holders of **USFOCUS** are indirectly bearing these expenses charged at the Schroder ISF USSME level.

Investors should note the above higher fees arising from the layered investment structure of this Fund.

ENERGY

In consideration of the swap transaction entered into with the swap counterparty, the counterparty will charge a swap transaction fee of 1.5% per annum. The fee is computed and accrued daily based on the notional amount exposed by the Fund.

CHAPTER 6: FEES AND EXPENSES

(d) Other Expenses Directly Related to the Fund

GEY	ASPAC	RESO	GAF
GNS	DRAGON	AAA	BIGCAP
AGO	GCF	ENERGY	ASEAN
USFOCUS	AREF		

In administering a Fund, there are expenses directly related to the Fund. These expenses include the cost of the auditors' fees and other relevant professional fees, custodial charges, cost of distribution of interim and annual reports, tax certificates, reinvestment statements and other notices to Unit Holders. In addition, there are expenses that are directly related and necessary to the business of the Fund as set out in its respective Deed, such as commissions paid to brokers, other transaction costs and taxes, if any, that are also paid out of the respective Funds.

All expenses pursuant to the issue of this master prospectus will be borne by the Manager.

6.3 Reduction or Waiver of Fees and Charges

GEY	ASPAC	RESO	GAF
GNS	DRAGON	AAA	BIGCAP
AGO	GCF	ENERGY	ASEAN
USFOCUS	AREF		

The Manager may, for any reason at any time, waive or reduce the amount of its management fee only or other charges directly payable by the Unit Holder and/or investor in respect of any Fund, either generally (for all Unit Holders and/or investors) or specifically (for any particular Unit Holder and/or investor) and for any period or periods of time at its absolute discretion.

6.4 Total Annual Expenses Incurred by the Fund in the Preceding Financial Year

GEY

Financial year ended 30 June 2014.

Management Fee		Trustee Fee		Other Expenses		Total Annual Expenses	
RM	% *	RM	% *	RM	% *	RM	% *
460,627	1.50	18,425	0.06	121,287	0.39	600,339	1.95

ASPAC

Financial year ended 31 December 2013.

Management Fee		Trustee Fee		Other Expenses		Total Annual Expenses	
RM	% *	RM	% *	RM	% *	RM	% *
139,651	1.50	5,586	0.06	25,947	0.28	171,184	1.84

*reflected as a percentage of average Net Asset Value for the financial year.

CHAPTER 6: FEES AND EXPENSES**RESO**

Financial year ended 31 March 2014.

Management Fee		Trustee Fee		Other Expenses		Total Annual Expenses	
RM	% *	RM	% *	RM	% *	RM	% *
2,347,521	1.49	93,245	0.06	79,568	0.05	2,520,334	1.60

Note: The lower management fee was due to the rebate of management fee received from the Fund's investments in other collective investment scheme.

GAF

Financial year ended 31 August 2014.

Management Fee		Trustee Fee		Other Expenses		Total Annual Expenses	
RM	% *	RM	% *	RM	% *	RM	% *
159,646	0.39	24,283	0.06	11,564	0.03	195,493	0.48

Note: The lower management fee was due to the rebate of management fee received from the Fund's investments in BGF-GAF, the target fund.

GNS

Financial year ended 31 December 2013.

Management Fee		Trustee Fee		Other Expenses		Total Annual Expenses	
RM	% *	RM	% *	RM	% *	RM	% *
864,643	1.80	28,728	0.06	48,903	0.10	942,274	1.96

DRAGON

Financial year ended 31 December 2013.

Management Fee		Trustee Fee		Other Expenses		Total Annual Expenses	
RM	% *	RM	% *	RM	% *	RM	% *
2,254,212	1.80	74,642	0.06	57,847	0.05	2,386,701	1.91

AAA

Financial year ended 31 March 2014.

Management Fee		Trustee Fee		Other Expenses		Total Annual Expenses	
RM	% *	RM	% *	RM	% *	RM	% *
556,466	1.80	18,549	0.06	57,938	0.19	632,953	2.05

BIGCAP

Financial year ended 31 December 2013.

Management Fee		Trustee Fee		Other Expenses		Total Annual Expenses	
RM	% *	RM	% *	RM	% *	RM	% *
3,882,184	1.80	129,539	0.06	87,179	0.04	4,098,902	1.90

*reflected as a percentage of average Net Asset Value for the financial year

CHAPTER 6: FEES AND EXPENSES

AGO

Financial year ended 31 December 2013.

Management Fee		Trustee Fee		Other Expenses		Total Annual Expenses	
RM	% *	RM	% *	RM	% *	RM	% *
401,581	0.57	42,335	0.06	13,149	0.02	457,065	0.65

Note: The lower management fee was due to the rebate of management fee received from the Fund's investments in UAGOF, the target fund.

GCF

Financial year ended 30 June 2014.

Management Fee		Trustee Fee		Other Expenses		Total Annual Expenses	
RM	% *	RM	% *	RM	% *	RM	% *
30,560	0.34	5,478	0.06	11,183	0.12	47,221	0.52

Note: The lower management fee was due to the rebate of management fee received from the Fund's investment in UGFF, the target fund.

ENERGY

Financial year ended 31 March 2014.

Management Fee		Trustee Fee		Other Expenses		Total Annual Expenses	
RM	% *	RM	% *	RM	% *	RM	% *
1,155,806	1.50	46,232	0.06	17,003	0.02	1,219,041	1.58

ASEAN

Financial year ended 30 April 2014.

Management Fee		Trustee Fee		Other Expenses		Total Annual Expenses	
RM	% *	RM	% *	RM	% *	RM	% *
292,116	1.80	9,737	0.06	83,951	0.52	385,804	2.38

USFOCUS

Financial year ended 31 October 2013.

Management Fee		Trustee Fee		Other Expenses		Total Annual Expenses	
RM	% *	RM	% *	RM	% *	RM	% *
338,862	0.65	30,995	0.06	18,232	0.04	388,089	0.75

Note: The lower management fee was due to the rebate of management fee received from the Fund's investment in Schroder ISF USSME, the target fund.

*reflected as a percentage of average Net Asset Value for the financial year.

CHAPTER 6: FEES AND EXPENSES

AREF

Financial year ended 31 March 2014.

Management Fee		Trustee Fee		Other Expenses [^]		Total Annual Expenses	
RM	%*	RM	%*	RM	%*	RM	%*
405,797	1.80	18,035	0.08	48,414	0.21	472,246	2.09

[^]Note: This amount excludes commission to brokers and other transaction costs in relation to the Fund's investment so that the calculation is reflective of the Manager's administrative efficiency.

*reflected as a percentage of average Net Asset Value for the financial year.

The respective Fund's annual report is available upon request.

6.5 Management Expense Ratio of the Fund for the Past Three (3) Financial Years (Where Applicable)

GEY	Financial Year Ended 30 June		
	2014	2013	2012
Management Expense Ratio (MER) (%)	1.95	1.92	1.93

The MER for the latest financial year was higher compared with the previous financial year due to higher expenses incurred during the financial year.

ASPAC	Financial Year Ended 31 December		
	2013	2012	2011
Management Expense Ratio (MER) (%)	1.84	1.98	1.87

The MER for the latest financial year was lower compared with the previous financial year due to lower expenses incurred during the financial year.

RESO	Financial Year Ended 31 March		
	2014	2013	2012
Management Expense Ratio (MER) (%)	1.60	1.59	1.61

The MER for the latest financial year was higher compared with the previous financial year due to lower average NAV during the financial year.

GAF	Financial Year Ended 31 August		
	2014	2013	2012
Management Expense Ratio (MER) (%)	0.48	0.49	0.43

The MER for the financial year was lower compared with the previous financial year due to higher average NAV which has resulted in a lower MER for certain non-variable expenses.

GNS	Financial Year Ended 31 December		
	2013	2012	2011
Management Expense Ratio (MER) (%)	1.96	2.01	2.00

The MER for the latest financial year was lower compared with the previous financial year was due to lower expenses incurred during the financial year.

CHAPTER 6: FEES AND EXPENSES

DRAGON	Financial Year Ended 31 December		
	2013	2012	2011
Management Expense Ratio (MER) (%)	1.91	1.98	1.93

The MER for the latest financial year was lower compared with the previous financial year due to lower expenses incurred during the financial year.

AAA	Financial Year Ended 31 March		
	2014	2013	2012
Management Expense Ratio (MER) (%)	2.05	2.00	1.94

The MER for the latest financial year was higher compared with the previous financial year due to decrease of average NAV during the financial year.

BIGCAP	Financial Year Ended 31 December		
	2013	2012	2011
Management Expense Ratio (MER) (%)	1.90	1.91	1.92

The MER for the latest financial year was lower compared with the previous financial year due to lower expenses incurred during the financial year.

AGO	Financial Year Ended 31 December		
	2013	2012	2011
Management Expense Ratio (MER) (%)	0.65	0.66	0.67

The MER for the latest financial year was lower compared with the previous financial year due to lower expenses incurred during the financial year.

GCF	Financial Year Ended 30 June		
	2014	2013	2012
Management Expense Ratio (MER) (%)	0.52	0.49	0.44

The MER for the latest financial year was higher compared with the previous financial year was due to lower average NAV which has resulted in a higher MER for certain non-variable expenses.

ENERGY	Financial Year Ended 31 March		
	2014	2013	2012
Management Expense Ratio (MER) (%)	1.58	1.58	1.59

The MER for the latest financial year was consistent with the previous financial year.

ASEAN	Financial Year Ended 30 April		
	2014	2013	2012
Management Expense Ratio (MER) (%)	2.38	1.99	1.86

The MER for the latest financial year was higher compared with the previous financial year was due to lower average NAV during the financial year.

USFOCUS	Financial Year Ended 31 October		Since Launch 15/10/2010 – 31/10/2011
	2013	2012	
Management Expense Ratio (MER) (%)	0.75	0.48	0.46

The MER for the latest financial year higher compared with the previous financial year due to lower average NAV which has resulted in a higher MER for certain non-variable expenses.

CHAPTER 6: FEES AND EXPENSES

AREF	Financial Year Ended 31 March		
	2014	2013	2012
Management Expense Ratio (MER) (%)	2.09	2.02	1.98

The MER for the last financial year was higher compared with the previous financial year due to lower average NAV which has resulted in a higher MER for certain non-variable expenses.

The respective Fund's annual report is available upon request.

6.6 Policy on Rebates and Soft Commissions

GEY	ASPAC	RESO	GAF
GNS	DRAGON	AAA	BIGCAP
AGO	GCF	ENERGY	ASEAN
USFOCUS	AREF		

It is the Manager's policy to credit all rebates to the account of the respective Funds.

However, goods and services ("soft commissions") may be retained by the Manager only if the goods and services are of demonstrable benefit to the Unit Holders, such as research materials and computer software, which are incidental to the investment management activities of the Funds.

6.7 Goods and Services Tax ("GST")

All fees and charges payable to the Manager or the Trustee and/or the Fund are subject to goods and services tax as may be imposed by the government or other authorities from time to time.

There are fees and charges involved and investors are advised to consider them before investing in any of the Funds.

CHAPTER 7: TRANSACTION INFORMATION

7. TRANSACTION INFORMATION

7.1 Pricing

The Manager adopts the single pricing policy, i.e. the Selling Price and the Repurchase Price is the Net Asset Value per unit.

7.1.1 Computation of Selling Price

GEY	ASPAC	RESO	GAF
GNS	DRAGON	AAA	BIGCAP
AGO	GCF	ENERGY	ASEAN
USFOCUS	AREF		

The Selling Price shall be the Net Asset Value per unit as at the next valuation point of the Fund's relevant Business Day after the request for units of a Fund is received by the Manager ("forward pricing"). A sales charge will be computed separately based on the investment amount/purchase amount, net of bank charges (if any).

Illustration (Based on **GEY** as at the Latest Practicable Date)

Daily Net Asset Value	RM37,755,424.31
Units in circulation	87,424,000
Net Asset Value per unit	<u>RM37,755,424.31</u> 87,424,000
	= RM0.4319*

* Unit price is rounded to the nearest 4 decimal places.

Say, an investor makes an investment of RM10,000.00 at the Selling Price of RM0.4319 (which is the Net Asset Value per unit as at the next valuation point) and the distributor levies a sales charge of 5.26%, the investor will pay a total of RM10,526.00 as follows:

Investment amount	=	RM	10,000.00
Add: sales charge levied by the distributor @ 5.26%	=	RM	526.00
Total amount paid by the investor	=	RM	<u>10,526.00</u>

The investor will be allotted with 23,153.51 units calculated as follows:

$$\text{Units allotted is calculated as } \frac{\text{RM10,000.00}}{\text{RM0.4319}} = 23,153.51 \text{ units}^{**}$$

** Units computed are rounded to the nearest 2 decimal places.

CHAPTER 7: TRANSACTION INFORMATION

7.1.2 Computation of Repurchase Price

GEY	ASPAC	RESO	GAF
GNS	DRAGON	AAA	BIGCAP
AGO	GCF	ENERGY	ASEAN
USFOCUS	AREF		

The Repurchase Price shall be the Net Asset Value per unit as at the next valuation point of the Fund's relevant Business Day after the request for repurchase is received by the Manager ("forward pricing"). The Manager will not impose any repurchase charge on the redemption amount.

Illustration (Based on **GEY** as at the Latest Practicable Date)

Daily Net Asset Value	RM37,755,424.31
Units in circulation	87,424,000
Net Asset Value per unit	<u>RM37,755,424.31</u> <u>87,424,000</u>
	= RM0.4319*

* Unit price is rounded to the nearest 4 decimal places.

Say, an investor redeems 23,153.51 units at the Repurchase Price of RM0.4319 (which is the Net Asset Value per unit as at the next valuation point), he would receive proceeds of redemption of RM10,000.00 as follows:

Redemption proceeds (23,153.51 units x RM0.4319)	=	RM	10,000.00
Less: repurchase charge %	=	RM	NIL
Net amount payable to the investor	=	RM	<u><u>10,000.00</u></u>

7.1.3 Pricing Error Policy

GEY	ASPAC	RESO	GAF
GNS	DRAGON	AAA	BIGCAP
AGO	GCF	ENERGY	ASEAN
USFOCUS	AREF		

The Manager shall ensure that the Funds and the units of the Funds are correctly valued and priced according to the respective Deeds and all relevant laws. Where there is an error in the valuation of the Funds, any incorrect pricing of units which is deemed to be significant will involve the reimbursement of money in the following manner:

- by the Manager to the respective Fund and/or to the Unit Holders and/or to the former Unit Holders; or
- by the respective Fund to the Manager.

However, reimbursement of money shall only apply if the error is at or above the significant threshold of 0.5% of the Net Asset Value per unit and the amount to be reimbursed is RM10.00 or more.

CHAPTER 7: TRANSACTION INFORMATION

7.2 Transaction Details

GEY	ASPAC	RESO	GAF
GNS	DRAGON	AAA	BIGCAP
AGO	GCF	ENERGY	ASEAN
USFOCUS	AREF		

(a) How to Purchase and Redeem Units

When purchasing units of a Fund, investors must forward the following:

- 1) completed application form;
- 2) necessary remittance; and
- 3) relevant supporting documents such as a photocopy of their identity card (for an individual applicant) or certified true copies of the certificate of incorporation or registration, memorandum and articles of association or constitution or by-laws, and relevant resolutions (for a corporate applicant)

to the Manager's registered office or any of its branch offices, or to any of its authorised sales agents or participating Institutional Unit Trust Advisers (IUTAs), before their respective cut-off times. Please refer to the Directory of Outlets for Purchase and Sale of units at the end of this master prospectus.

The minimum initial investment of the respective Fund is RM1,000.00 and the minimum additional investment is RM100.00 (or such other amount as the Manager may from time to time accept).

Similarly, units of the Fund can be redeemed by forwarding the completed form of request to repurchase to the Manager's registered office or any of its branch offices, or to any of its authorised sales agents or participating IUTAs, before their respective cut-off times.

For partial redemption, the balance of units of the Fund after the redemption must be at least one hundred (100) units or such other quantity as the Manager may from time to time decide (the "minimum investment balance"). There are no restrictions on the number of units a Unit Holder can redeem out of his investments or the frequency of redemptions in a year. However, the Manager shall not be bound to comply with any request for redemption of units if the balance of units held after the redemption is less than the minimum investment balance.

(b) Cooling-Off Period

The cooling-off right refers to the right of an investor to obtain a refund of his investment if he so requests within the cooling-off period. The cooling-off right is only given to an investor, other than those listed below, who is investing in any unit trust funds managed by the Manager for the first time:

- (i) a corporation or institution;
- (ii) a staff of the Manager; and
- (iii) persons registered to deal in unit trust funds.

The refund to the investor pursuant to the exercise of his cooling-off right shall not be less than the sum of:

CHAPTER 7: TRANSACTION INFORMATION

- a) the Net Asset Value per unit of the Fund on the day the units were purchased; and
- b) the sales charge originally imposed on the day the units of the Fund were purchased.

The cooling-off period shall be within six (6) business days[#] which shall be effective from the date of receipt of the application by the Manager.

[#]These are the working days when the Manager is open for business.

Illustration (Based on **GEY** as at the Latest Practicable Date)

An investor investing with the Manager for the first time invests RM10,000.00 in the Fund on 30 September 2014 at the Selling Price of RM0.4319 (i.e. the Net Asset Value per unit) and paid a sales charge of 5.26% as follows:

Investment amount	=	RM	10,000.00
Add: sales charge levied by the distributor @ 5.26%	=	RM	526.00
Total amount paid by the investor	=	RM	<u>10,526.00</u>
The total number of units the investor is entitled to	=		$\frac{\text{RM}10,000.00}{\text{RM}0.4319}$
	=		23,153.51 units**

** Units computed are rounded to the nearest 2 decimal places.

On 6 October 2014 (within the cooling-off period), the investor decides to withdraw his investment by exercising his cooling-off right.

The amount to be refunded to the investor is:

=	Net Asset Value of units of the Fund purchased on 30 September 2014 + sales charge paid by the investor on 30 September 2014
=	(23,153.51 units x RM0.4319) + RM526.00
=	RM10,000.00 + RM526.00
=	RM10,526.00

The cooling-off right allows investors the opportunity to reverse an investment decision which could have been unduly influenced by certain external elements or factors.

Withdrawal proceeds will only be paid to the investors once the Manager has received cleared funds for the original investment. For investors who paid by cheque, the refund will be made upon clearance of the cheque.

(c) **Where units can be Purchased or Redeemed**

Units can be purchased or redeemed at the Manager's registered office or at any of its branch offices convenient to you, or from any of its authorised sales agents or participating IUTAs. For further information, please call our help-desk Free-Phone number: 1-800-88-3175 at any time during our office hours: Mondays through Fridays from 9.00 a.m. – 5.00 p.m. or email your enquiries to rham@rhbgroup.com or visit our website, www.rhbgroup.com.

CHAPTER 7: TRANSACTION INFORMATION

Please refer to our Directory of Outlets for Purchase and Sale of Units at the end of this master prospectus. Application forms, redemption forms and prospectuses are also available from these distributors.

(d) **How to Switch between Funds**

Investors may switch between Funds under the management of the Manager that allow switching of units of the Funds by forwarding the completed form of request to switch to the Manager's registered office or any of its branch offices, or to any of its authorised sales agents or participating IUTAs, before their respective cut-off times. The minimum amount for a switch into another Fund is RM1,000.00. There are no restrictions as to the number of switches a Unit Holder may perform or the frequency of switching. The Manager however, reserves the right to vary these terms.

(e) **How to Transfer Ownership of Units**

Investors may transfer their holdings of units to another investor by forwarding the completed form of transfer to the Manager's registered office or any of its branch offices, or to any of its authorised sales agents or participating IUTAs, before their respective cut-off times.

If the transferee is a new investor, he must also forward the following:

- 1) completed application form; and
- 2) relevant supporting documents such as a photocopy of his identity card (for an individual applicant) or certified true copies of the certificate of incorporation or registration, memorandum and articles of association or constitution or by-laws, and relevant resolutions (for a corporate applicant).

However, the Manager may decline to register any partial transfer of units if the registration would result in the transferor or the transferee holding less than minimum investment balance of one hundred (100) units or such other quantity as the Manager from time to time decide. The Manager may also refuse an entry of transfer during the fourteen (14) days preceding a distribution date.

(f) **Unclaimed Monies**

All money payable to a Unit Holder may be paid by cheques. In the event any of the cheques is not presented for payment by the date which falls six (6) months from the date of the cheque, the Unit Holder may request the Manager to arrange for the monies to be paid to the Unit Holder. However, after the lapse of one year from the date of the cheque, the Manager shall file and pay the unrepresented payments to the Registrar of Unclaimed Moneys and Unit Holders will have to liaise directly with the Registrar of Unclaimed Moneys to claim their monies.

(g) **Availability of Information on Investment**

After purchasing units in any of the Funds, the value of the investments can be monitored easily as the unit price of the respective Funds are published daily in newspapers and at our website, www.rhbgroup.com. The Manager will ensure the accuracy of the price of the respective Funds to the press for publication. The Manager, however, will not be held liable for any error or omission in price published as this is beyond the Manager's control. In the event of any conflict between the price published and the price computed by the Manager, the Manager's computed price shall prevail.

CHAPTER 7: TRANSACTION INFORMATION

Unit Holders will receive, in respect of the Funds in which they hold units, an unaudited half year report and an audited annual report of the Fund from the Manager. The Manager may also issue updates either quarterly or semi-annually, on the performance of the Funds as and when appropriate.

In addition, the Manager has a help-desk service specially set-up to assist customers and investors in their enquiries pertaining to their investments. Customers or investors may call our help-desk Free-Phone number: 1-800-88-3175 at any time during our office hours: Mondays through Fridays from 9.00 a.m. – 5.00 p.m. or e-mail their enquiries to **rhbam@rhbgroup.com**.

Alternatively, investors may make enquiries on their investments via our E-Services at **www.rhbgroup.com**. Pre-registration for the E-Services is required and the registration form is available from this website.

Investors may also refer to FIMM for any queries and/or concerns regarding their investments in unit trusts funds. The contact details of FIMM are listed in the corporate directory of this master prospectus.

Investors are advised not to make payment in cash to any individual agent when purchasing units of a Fund.

7.3 Mode of Distribution

GEY	ASPAC	RESO	GAF
GNS	DRAGON	AAA	BIGCAP
AGO	GCF	ENERGY	ASEAN
USFOCUS	AREF		

Distribution, if any, after deduction of taxation and expenses (i.e. net distribution), will be reinvested to purchase additional units of the Fund based on the Net Asset Value per unit as at the first Business Day when units in the Fund are quoted ex-entitlement. Allotment of such units shall be within two (2) weeks thereafter.

No sales charge will be imposed for any reinvestment of distribution into the respective Funds.

7.4 Additional Information

GEY	ASPAC	RESO	GAF
GNS	DRAGON	AAA	BIGCAP
AGO	GCF	ENERGY	ASEAN
USFOCUS	AREF		

7.4.1 Anti - Money Laundering Policy

The Manager has in place a Know Your Client Policy (KYC) where procedures are in place to verify clients' identification by obtaining satisfactory evidence of the clients' identity and effective procedures are in place to verify the genuine clients before establishing a business relationship. Procedures are also in place to prevent the Manager from being used as a place to hold illegal funds for money laundering purposes. Where the mode of payments and investment pattern are not in line with the client's background, and there is a cause for suspicion, KYC procedures require a suspicious transaction report to be filed with the Financial Intelligence Unit of Bank Negara Malaysia.

CHAPTER 7: TRANSACTION INFORMATION

7.4.2 Material Contracts

There are no material contracts in respect of the Funds (including contracts not reduced into writing), not being contracts entered in the ordinary course of business which have been entered into within two (2) years preceding the date of this master prospectus.

CHAPTER 8: SALIENT TERMS OF THE DEED

8. SALIENT TERMS OF THE DEED

As at the Latest Practicable Date, the respective principal deed and supplemental deed (if any) for each Fund is as listed below:

Name of Fund	Master Deed/Deed	Supplemental Deed
RHB-OSK Global Equity Yield Fund	27 April 2004	8 June 2004
RHB-OSK Asia Pacific Fund		19 October 2005
RHB-OSK Resources Fund		8 December 2005
RHB-OSK Global Allocation Fund		28 February 2006
RHB-OSK Global New Stars Fund		9 March 2006
RHB-OSK Golden Dragon Fund		22 September 2006
		15 December 2006
		30 January 2007
		9 April 2007
		14 May 2007
		15 May 2007
		27 June 2007
		24 December 2007
		28 February 2013
		4 September 2013
RHB-OSK Asia Active Allocation Fund	1 August 2007	4 September 2013
RHB-OSK Big Cap China Enterprise Fund	16 October 2007	4 September 2013
RHB-OSK Asian Growth Opportunities Fund	20 July 2007	4 September 2013
RHB-OSK Global Capital Fund	2 January 2008	4 September 2013
RHB-OSK Energy Fund	13 January 2009	4 September 2013
RHB-OSK ASEAN Fund	19 December 2007	4 September 2013
RHB-OSK US Focus Equity Fund	14 July 2010	4 September 2013
RHB-OSK Asian Real Estate Fund	22 August 2013	4 September 2013

8.1 Rights and Liabilities of Unit Holders

8.1.1 Recognition of Unit Holders

An investor is only recognised as a Unit Holder when his/her name appears in the register as a Unit Holder of units in the Fund in which he/she has invested.

Accordingly, only investors whose applications for units in the Fund are successfully processed are recognised as Unit Holders.

8.1.2 Rights of Unit Holders

Unit Holders shall have the right in respect of the Funds in which they hold units, amongst others, to the following:

- (a) to receive distributions of the Fund, participate in any increase in the capital value of the units and to other rights and privileges as set out in the Deed;
- (b) to call for Unit Holders' meetings, and to vote for the removal of the Trustee or the Manager through a special resolution as provided for in the Deed;
- (c) to exercise the cooling-off right, if applicable; and

CHAPTER 8: SALIENT TERMS OF THE DEED

(d) to receive annual reports, interim reports or any other reports of the Fund.

No Unit Holder shall be entitled to require the transfer to him of any assets comprised in the Fund or be entitled to interfere with or question the exercise by the Trustee or the Manager on his behalf of the rights of the Trustee as owner of such assets.

8.1.3 Liabilities of Unit Holders

The liability of Unit Holders shall be limited to their investment participation in the Fund. Unit Holders shall not be liable to indemnify the Trustee or the Manager against any liabilities whatsoever arising in respect of their duties and obligations as trustee and manager of the Fund which exceed the value of the assets of the Fund. Any claims against the Fund shall be entirely restricted to the Fund.

8.2 Fees, Charges, and Expenses Permitted By the Deed

8.2.1 Sales Charge and Repurchase Charge

The Manager may impose a sales charge and a repurchase charge for the sale and repurchase of units of the Funds according to such rates and conditions disclosed in this master prospectus. The Manager is entitled to retain these charges. The maximum charges allowable by the respective Deed and the actual charges paid by Unit Holders are as follows:-

Sales charge:		
Fund	Maximum Allowable Rate (% of investment/purchase amount, net of bank charges (if any))	Actual Rate Charged (% of investment/purchase amount, net of bank charges (if any))
GEY	10.00	5.26
ASPAC	10.00	5.26
RESO	10.00	5.26
GAF	10.00	3.63
GNS	10.00	6.00
DRAGON	10.00	5.26
AAA	10.00	5.00
BIGCAP	10.00	5.50
AGO	10.00	5.00
GCF	10.00	5.50
ENERGY	10.00	5.00
ASEAN	10.00	5.50
USFOCUS	10.00	5.50
AREF	10.00	5.00

CHAPTER 8: SALIENT TERMS OF THE DEED

Repurchase charge:		
Fund	Maximum Allowable Rate (% of withdrawal amount/ repurchase amount)	Actual Rate Charged (% of withdrawal amount/ repurchase amount)
GEY	10.00	None
ASPAC	10.00	None
RESO	10.00	None
GAF	10.00	None
GNS	10.00	None
DRAGON	10.00	None
AAA	5.00	None
BIGCAP	5.00	None
AGO	5.00	None
GCF	5.00	None
ENERGY	5.00	None
ASEAN	5.00	None
USFOCUS	5.00	None
AREF	5.00	None

8.2.2 Maximum Annual Management Fee

The maximum annual management fee that the Manager is permitted to charge to each of the Funds is at the rate below:

Fund	Maximum Allowable Rate (% per annum of the Net Asset Value)
GEY	2.00
ASPAC	2.00
RESO	2.00
GAF	2.50
GNS	2.50
DRAGON	2.50
AAA	2.50
BIGCAP	2.50
AGO	2.50
GCF	2.50
ENERGY	2.50
ASEAN	2.50
USFOCUS	2.50
AREF	2.50

CHAPTER 8: SALIENT TERMS OF THE DEED

The Trustee shall ensure that the annual management fee charged is reasonable having regard to:

- (a) the nature, quality and extent of the services provided by the Manager;
- (b) the amount of the management fee in relation to the size and composition of the investments of the Fund;
- (c) the success of the Manager in meeting the objective of that Fund;
- (d) the investment performance of the Fund in question; and
- (e) the maximum allowable rate.

8.2.3 Maximum Annual Trustee Fee

The maximum annual trustee fee that the Trustee is permitted to charge to each of the Funds is at the rate below:

Fund	Maximum Allowable Rate
GEY	0.15% of the Net Asset Value subject to a minimum of RM18,000
ASPAC	0.15% of the Net Asset Value subject to a minimum of RM18,000
RESO	0.15% of the Net Asset Value subject to a minimum of RM18,000
GAF	0.15% of the Net Asset Value subject to a minimum of RM18,000
GNS	0.15% of the Net Asset Value subject to a minimum of RM18,000
DRAGON	0.15% of the Net Asset Value subject to a minimum of RM18,000
AAA	0.15% of the Net Asset Value subject to a minimum of RM18,000 per annum (excluding foreign custodian fees and charges).
BIGCAP	0.15% of the Net Asset Value subject to a minimum of RM18,000 per annum (excluding foreign custodian fees and charges).
AGO	0.15% of the Net Asset Value subject to a minimum of RM18,000 per annum (excluding foreign custodian fees and charges).
GCF	0.15% of the Net Asset Value subject to a minimum of RM18,000 per annum (excluding foreign custodian fees and charges).
ENERGY	0.15% of the Net Asset Value subject to a minimum of RM18,000 per annum.
ASEAN	0.15% of the Net Asset Value subject to a minimum of RM18,000 per annum (excluding foreign custodian fee and charges).
USFOCUS	0.15% per annum of Net Asset Value subject to a minimum of RM18,000 per annum (excluding foreign custodian fees and charges).
AREF	0.15% per annum of the Net Asset Value subject to a minimum of RM18,000.

In addition to the annual trustee fee, the Trustee may be paid by the Funds for any expense properly incurred by the Trustee in the performance of its duties and responsibilities and for taking into custody any assets or investments of the Funds. Such custodian fee is determined in consultation with the Manager and shall not exceed the relevant prevailing market rate.

CHAPTER 8: SALIENT TERMS OF THE DEED

8.2.4 Increase in Fees and Charges

GEY	ASPAC	RESO
GAF	GNS	DRAGON
ASEAN	AREF	

Any increase in the fees and charges (i.e. the sales charge, the repurchase charge, the annual management fee and the annual trustee fee) above the level disclosed in this master prospectus (but below the maximum rate prescribed in the respective Deed for these Funds) can be made by way of a supplementary prospectus. However, any increase in the sales charge, annual management and annual trustee fees above the maximum rate prescribed in the respective Deed for these Funds will require Unit Holders' prior consent and the issuance of a supplemental deed and a supplementary prospectus. In relation to the repurchase charge, any increase above the maximum allowable rate prescribed in the respective Deed can be made by way of a supplemental deed and supplementary prospectus.

AAA	BIGCAP	AGO
GCF	ENERGY	USFOCUS

Any increase in the fees and charges (i.e. the sales charge, the repurchase charge, the annual management fee and the annual trustee fee) above the level disclosed in this master prospectus (but below the maximum rate prescribed in the respective Deed) can be made by way of a supplementary prospectus. However, any increase in the fees and charges above the maximum rate prescribed in the respective Deed will require Unit Holders' prior consent and the issuance of a supplemental deed and a supplementary prospectus.

8.2.5 Other Permitted Expenses of the Fund

Only the expenses which are authorised by the respective Deed and/or allowed under any relevant laws as disclosed in this master prospectus may be charged to the Funds.

The expenses directly incurred by and charged to the Funds include but are not limited to the list of expenses disclosed in this master prospectus. (Section 1.1.2, 1.2.2 – 1.13.2 Fees and Charges and Section 6.2 (d) Other Expenses Directly Related to the Fund).

Expenses associated with the management and administration of the Funds, such as general overheads and cost for services expected to be provided by the Manager shall not be charged to the Funds.

Expenses relating to the issue of this master prospectus may not be charged to the Funds, where the Manager imposes a sales charge. Accordingly, the Manager has borne all costs relating to the issuance of this master prospectus.

8.3 Removal, Replacement, and Retirement of the Manager and Trustee

8.3.1 Removal and Replacement of the Manager

The Manager may be removed and replaced by the Trustee on the grounds that the Manager:

- (i) has gone into liquidation, except for the purpose of amalgamation or reconstruction or some similar purpose; or
- (ii) has had a receiver appointed; or
- (iii) has ceased to carry on business; or

CHAPTER 8: SALIENT TERMS OF THE DEED

- (iv) is in breach of any of its obligations or duties under the respective Deed or the relevant laws; or
- (v) has ceased to be eligible to be a management company under the relevant laws; or
- (vi) has failed or neglected to carry out its duties to the satisfaction of the Trustee and the Trustee considers that it would be in the interests of Unit Holders for it to do so after the Trustee has given notice to the Manager of the Trustee's opinion and the reasons for that opinion, and has considered any representations made by the Manager in respect of that opinion, and after consultation with the relevant authorities and with the approval of the Unit Holders by way of a special resolution.

The Manager may also be removed or be required to retire by the Unit Holders if a special resolution is passed at a meeting of the Unit Holders.

8.3.2 Retirement of the Manager

The Manager may retire in favour of some other corporation upon giving the Trustee twelve (12) months written notice of the Manager's intent to do so, or such shorter time as the Manager and the Trustee may agree upon, provided such retirement is approved by the Securities Commission and the retirement is in accordance with the terms and conditions under the respective Deed.

8.3.3 Removal and Replacement of the Trustee

The Trustee may be removed by the Manager if:

- (a) the Trustee has ceased to exist; or
- (b) the Trustee has not been validly appointed; or
- (c) the Trustee was not eligible to be appointed or to act as trustee under any relevant law; or
- (d) the Trustee has failed or refused to act as trustee in accordance with the provisions or covenants of the respective Deed or any relevant law; or
- (e) a receiver has been appointed over the whole or a substantial part of the assets or undertaking of the Trustee and has not ceased to act under that appointment; or
- (f) a petition has been presented for the winding up of the Trustee (other than for the purpose of and followed by a reconstruction, unless during or following such reconstruction the Trustee becomes or is declared insolvent); or
- (g) the Trustee is under investigation for conduct that contravenes the Trust Companies Act 1949, the Trustee Act 1949, the Companies Act 1965 or any relevant law; or
- (h) a special resolution is duly passed in accordance with the provisions of the respective Deed that the Trustee be removed in a meeting of Unit Holders.

8.3.4 Retirement of the Trustee

The Trustee may retire by giving at least a twelve (12) months written notice to the Manager of the Trustee's intent to do so, or such shorter time as the Manager and the Trustee may agree upon, and appoint in its stead another trustee for the Fund who is approved by the Securities Commission.

CHAPTER 8: SALIENT TERMS OF THE DEED

8.4 Termination of the Funds

The Funds are of unlimited duration and shall continue until terminated:

- (a) By the Manager at any time in its absolute discretion subject to compliance with the relevant laws, which may include but is not limited to the following situations:
 - Where authorization for the respective Fund's establishment is revoked by the Securities Commission at any time.
 - Where an approved transfer scheme as defined under the relevant laws has resulted in any of the Funds being left with no asset.
- (b) By the Trustee if a Unit Holders meeting is summoned by the trustee to pass a special resolution in order to terminate and wind-up any of the Funds and thereafter the Trustee must obtain an order from the court to confirm the said special resolution.
- (c) By the Unit Holders if a Unit Holders meeting is summoned by the Unit Holders to pass a special resolution to terminate and wind-up the specific Fund.

8.5 Unit Holders Meeting ("Meeting")

A Meeting may be summoned by the Unit Holders, the Trustee or the Manager in accordance with the provisions of the respective Deed and any relevant laws. Any such Meeting will be conducted in accordance with the provisions of the Funds' respective Deed and any relevant laws.

8.5.1 Quorum

The quorum required for a Meeting is five (5) Unit Holders of the respective Fund whether present in person or by proxy. However if the purpose of the Meeting is to pass a special resolution such as to remove the Manager and/or the Trustee, then the quorum must be five (5) Unit Holders whether present in person or by proxy who must hold in aggregate at least 25% of the units in circulation at the time of the Meeting.

Where the Fund has only five (5) or less Unit Holders, the quorum required for a meeting is two (2) Unit Holders whether present in person or by proxy. But if the Meeting is convened to pass a special resolution such as to remove the Manager and/or the Trustee then the two (2) Unit Holders whether present in person or by proxy must hold in aggregate at least 25% of the units in circulation at the time of the Meeting.

8.5.2 Manner of Voting and Resolution

Every Unit Holder entitled to attend the Meeting and to vote, may do so personally or by proxy. At a Meeting, every resolution of the Meeting shall be decided by a show of hands unless a poll is demanded or if the Meeting is to determine on a matter of special resolution, in which case a poll should be taken. On a show of hands every Unit Holder who is present in person or by proxy shall have one vote.

A poll may be demanded on any resolution. If a poll is taken or demanded, every Unit Holder who is present in person or by proxy has one vote for every unit held by the Unit Holder. The Manager may attend any Meeting but must not exercise the voting rights for the units it or its nominees hold in any Unit Holders' Meeting, regardless of the party who requested for the Meeting and the matters that are laid before the Meeting.

CHAPTER 8: SALIENT TERMS OF THE DEED

A poll may be demanded by the chairman of the Meeting, the Trustee, the Manager or by Unit Holders holding (or representing by proxy) between them not less than one-tenth (1/10) of the total number of Units then in issue.

Unless a poll is so demanded, a declaration by the chairman of the Meeting of the result of the resolution shall be conclusive evidence of the fact whether in favour of or against such resolution.

All resolutions presented at the Meeting shall be passed by a simple majority except for special resolutions which require majority representing at least three-fourths (3/4) of the value of units held by the Unit Holders present at the Meeting whether present in person or by proxy. Resolutions passed at the Meeting shall bind all Unit Holders whether or not they were present at the Meeting.

CHAPTER 9: THE MANAGEMENT AND ADMINISTRATION OF THE FUNDS

9. THE MANAGEMENT AND ADMINISTRATION OF THE FUNDS

GEY	ASPAC	RESO	GAF
GNS	DRAGON	AAA	BIGCAP
AGO	GCF	ENERGY	ASEAN
USFOCUS	AREF		

9.1 The Manager

The Manager, RHB Asset Management Sdn Bhd (“RHBAM”), is a wholly-owned subsidiary of RHB Investment Bank Berhad (“RHBIB”). The Manager is a holder of a Capital Markets Services License issued under the Capital Markets and Services Act 2007. The Manager has been in operation since 1989. As at 31 December 2013, the Manager has an authorized capital of RM10 million and issued and paid up capital of RM10 million. As at the Latest Practicable Date, the Manager has assets under management in excess of RM38.99 billion.

9.2 Board Of Directors

The board of directors of the Manager takes an active part in the affairs of the Manager and the unit trust funds under its management. The board of directors of the Manager meets at least once every 3 months to receive recommendations and reports on investment activities from the investment committee, set policies and guidelines of the Manager and to review performance, financial and audit reports of the Manager. Additional meetings shall also be convened, should the need arises.

The board of directors of the Manager are as follows:

1. Mr Patrick Chin Yoke Chung (Independent Non-Executive Chairman)
2. Tuan Haji Khairuddin Ahmad (Senior Independent Non-Executive Director)
3. Dato’ Othman Jusoh (Independent Non-Executive Director)
4. Encik Abdul Aziz Peru Mohamed (Independent Non-Executive Director)
5. Ms Ong Yin Suen (Non-Independent Managing Director)

MR PATRICK CHIN YOKE CHUNG

(Independent non-executive chairman)

Mr Patrick Chin Yoke Chung (“Mr Patrick Chin”) was appointed as the chairman of the Manager on 1 March 2011. He was initially appointed as a director of the Manager on 10 August 2009.

Mr Patrick Chin rose from the head of corporate finance to become the deputy chief executive officer of Asian International Merchant Bankers Berhad from 1973 to 1993. He was appointed as the executive director of Morgan Grenfell Asia-Kenanga Sdn Bhd and also the chief representative of Morgan Grenfell responsible for co-coordinating Morgan Grenfell’s activities and business interests in Malaysia from 1994 to 1995. Subsequently, he joined Bankers Trust Company, Kuala Lumpur as chief representative and country head from 1995 to 1999, managing and overseeing its Malaysian operations including the offshore bank in Labuan. He also served as the chairman of Schroders Malaysia Sdn Bhd in 2000.

Mr Patrick Chin is a Fellow Member of the Institute of Chartered Accountants in England and Wales. He also attended the management development program at Harvard Business School.

Mr Patrick Chin’s other directorships include RHB Investment Bank Berhad, RHB Bank (L) Ltd (Chairman), RHB OSK Asset Management Pte Ltd, RHB OSK International Investments Pte Ltd, PT RHB OSK Asset Management, RHB Private Equity Holdings Sdn Bhd and Muda Holdings Berhad.

CHAPTER 9: THE MANAGEMENT AND ADMINISTRATION OF THE FUNDS

TUAN HAJI KHAIRUDDIN AHMAD

(Senior independent non-executive director)

Tuan Haji Khairuddin Ahmad (“Tuan Haji Khairuddin”) was appointed as a director of the Manager on 1 January 2008.

He began his career in the banking industry and was previously with Citibank N.A., Southern Bank Berhad, Bank of Commerce Berhad and Arab Malaysian Finance Berhad.

Tuan Haji Khairuddin attended the advance management course at Columbia Business School in New York, USA.

Tuan Haji Khairuddin’s other directorships include RHB Bank Berhad, RHB Islamic International Asset Management Berhad and the chairman of RHB Indochina Bank Limited, RHB OSK Indochina Securities Limited and RHB Bank Lao Limited.

DATO’ OTHMAN JUSOH

(Independent non-executive director)

Dato’ Othman Jusoh (“Dato’ Othman”) was appointed as a director of the Manager on 1 January 2008.

Dato’ Othman holds a Bachelor of Economics (Honours) in Analytical Economics from the University of Malaya and a Masters in Business Administration from the University of Oregon, USA.

He has held various senior positions in the Ministry of Finance until his retirement in June 2004. He has also served as the group chief executive of Malaysian Kuwaiti Investment Co. Sdn Bhd from 1995 to 1998 and as the executive director of Asian Development Bank from August 2000 to July 2003. He was also the chief executive officer of Perbadanan Tabung Pendidikan Tinggi Nasional from August 2004 to August 2006.

Dato’ Othman’s other directorships in public companies include RHB Insurance Berhad, RHB Islamic International Asset Management Berhad and PUC Founder (MSC) Berhad.

ENCIK ABDUL AZIZ PERU MOHAMED

(Independent non-executive director)

Encik Abdul Aziz Peru Mohamed (“Encik Aziz Peru”) was appointed as a director of the Manager on 19 September 2011.

Encik Aziz Peru has attended various training programs at the Harvard Business School and Pacific Bankers Rim programs in the United States of America.

He is currently the chief executive officer and director of as-Salihin Trustee Berhad, a trust company specialized in Islamic estate planning. He has held various senior management positions in the banking industry with almost 30 years of an accomplished career track spanning from management of branch network to retail banking. He spent most of his working years at Malayan Banking Berhad, where his last position was general manager, consumer banking division. He was also formerly the senior general manager of AmBank Berhad from 2002 to 2005. During the years in the banking industry, he was appointed as the chairman of rules committee of Association of Banks of Malaysia and has held several other key positions including a board member of Mayban Property Trust and Mayban Trustees Bhd.

Encik Aziz Peru’s other directorships include RHB Bank Berhad, RHB Investment Bank Berhad, RHB Insurance Berhad and RHB Islamic International Asset Management Berhad and as-Salihin Trustee Berhad.

CHAPTER 9: THE MANAGEMENT AND ADMINISTRATION OF THE FUNDS

MS ONG YIN SUEN

(Non-independent managing director)

Ms Ong Yin Suen was appointed as managing director and regional head of group asset management of the Manager on 1 December 2013.

She joined OSK Holdings Berhad in 2002 as the personal assistant to Tan Sri Ong Leong Huat, group managing director/chief executive officer of OSK Holdings Berhad. Prior to that, she worked in Australia with National Australia Bank Limited. During her tenure, she held various positions within the bank and gained exposure within the Global Credit Bureau (with portfolios in wholesale banking and bank and sovereign risk) as well as the asset structuring department.

Ms Ong holds a Master of Business (Banking and Finance) from Monash University, Australia and is a senior associate member of Australasian Institute of Banking and Finance (AIBF), Certified Treasury and Finance Professional (CTFP) and a Certified Financial Planner.

She is also a director of Land Management Sdn Bhd, 3 Fairies Holdings Sdn Bhd, Regal Meridian Sdn Bhd and Echelon Sdn Bhd. She is also a board member of RHB OSK International Investment Pte Ltd in Singapore, RHB OSK Asset Management Pte Ltd in Singapore, PT RHB OSK Asset Management in Indonesia and RHB OSK Asset Management Limited in Hong Kong.

9.3 Key Personnel

Chief executive officer (“CEO”)

Mr Ho Seng Yee

Mr Ho Seng Yee (“Mr Ho”) was appointed as the chief executive officer of the Manager on 1 December 2013. He joined the OSK group in June 2000 and in 2002 was appointed to lead the unit trust management business of OSK-UOB Investment Management Bhd as the chief executive officer and executive director. Prior to that, he spent twenty six years in the commercial and financial services industry and held various management positions, involved in the sales and marketing of products and the development of new businesses.

In his current position as the chief executive officer of the Manager, Mr Ho provides strategic direction towards the company’s products and services. He identifies business opportunities from the retail and high net worth individuals besides developing new markets, and establishing further commercial relationships with new and existing network of contacts and businesses. Mr Ho also oversees and drives the regional retail marketing arms of the asset management business and expansion for Singapore, Indonesia and Hong Kong.

Mr Ho holds a Bachelor of Economics Degree (Honours) in Business Administration from University Malaya and also the Capital Markets Services Representative’s License for fund management. Mr Ho is also a non-independent non-executive director of RHB Islamic International Asset Management Berhad.

Chief investment officer

Mr Hoe Cheah How

Mr Hoe Cheah How is the chief investment officer and his primary responsibilities include formulating and executing strategic and tactical portfolio strategies to deliver consistent out-performance under different market trends. He is also responsible for supervising both the investment research and central dealing teams. Mr Hoe joined the Manager in 2011 and has led the fixed income investment and credit assessment teams as head of fixed income before his appointment to his current role. He has vast experience in the financial markets having served in different roles ranging from financial consultant, analyst, proprietary desk bond trader to fixed income portfolio manager.

CHAPTER 9: THE MANAGEMENT AND ADMINISTRATION OF THE FUNDS

He holds a Bachelor of Commerce in Finance (1st Class Honors) from Curtin University of Technology, Australia. He is an affiliate member of the Persatuan Pasaran Kewangan Malaysia (PPKM), in which he passed (with Distinction) in the Pasaran Kewangan Malaysia Certificate (PKMC) examination in 2006. He is a qualified Chartered Financial Analyst (CFA) charter holder. He also holds the Capital Markets Services Representative's License for fund management.

Compliance officer

Mr Christopher Wong Ching Fai

Mr Christopher Wong Ching Fai, assistant vice president - investment bank compliance, is the designated person responsible for compliance matters. He holds a Bachelor of Management (Honours), majoring in finance from University of Science Malaysia and has over 11 years of experience in the unit trust and asset management industries offering both conventional and Islamic funds as well as in the commercial banking industry. Prior to joining the OSK group in September 2012, he was the compliance officer of a reputable and established asset management cum unit trust management company, overseeing the compliance and Anti-Money Laundering and Counter Financing of Terrorism ("AMLCFT") functions. He was also previously attached to a foreign bank in Malaysia where he is responsible for regulatory compliance and AMLCFT matters. His other past experiences include fund administration relating to unit trust schemes during his tenure with a trustee company.

9.4 Funds under the Management of the Manager

As at the Latest Practicable Date, the Manager is managing 102 collective investment schemes, namely:

	Name of Fund	Launch Date
1.	RHB-OSK Dynamic Fund	15 September 1992
2.	RHB-OSK Capital Fund	12 April 1995
3.	RHB-OSK Mudharabah Fund	9 May 1996
4.	RHB-OSK Bond Fund	10 October 1997
5.	RHB-OSK Malaysia DIVA Fund	3 May 1999
6.	RHB-OSK Islamic Bond Fund	25 August 2000
7.	RHB-OSK Income Fund 1	18 April 2001
8.	RHB-OSK Islamic Growth Fund	26 January 2004
9.	RHB-OSK GoldenLife Funds consisting of:	} 21 February 2005
10.	- RHB-OSK GoldenLife Today	
11.	- RHB-OSK GoldenLife 2020	
12.	- RHB-OSK GoldenLife 2030	
12.	RHB-OSK Dividend Valued Equity Fund	13 July 2005
13.	RHB-OSK Global Fortune Fund	8 August 2006
14.	RHB-OSK Global Themes Fund	5 January 2007
15.	RHB-OSK Asian Total Return Fund	26 February 2007
16.	RHB-OSK Global Multi Manager Fund	23 August 2007
17.	RHB-OSK Cash Management Fund 1	23 August 2007
18.	RHB-OSK Islamic Cash Management Fund	30 June 2008
19.	RHB-OSK Islamic Income Plus Fund 1 (Wholesale Fund)	3 September 2009
20.	RHB-OSK Income Plus Fund 1 (Wholesale Fund)	27 January 2010
21.	RHB-OSK Asia Pacific Maqasid Fund	23 February 2010
22.	RHB-OSK Income Plus Fund 2 (Wholesale Fund)	2 August 2010
23.	RHB-OSK Income Plus Fund 3 (Wholesale Fund)	27 October 2010
24.	RHB-OSK Income Plus Fund 4 (Wholesale Fund)	2 November 2010
25.	RHB-OSK-GS BRIC Equity Fund	11 January 2011
26.	RHB-OSK-GS US Equity Fund	18 May 2011
27.	RHB-OSK Islamic Income Plus Fund 2 (Wholesale Fund)	26 May 2011
28.	RHB-OSK Islamic Income Plus Fund 4 (Wholesale Fund)	19 September 2011

CHAPTER 9: THE MANAGEMENT AND ADMINISTRATION OF THE FUNDS

	Name of Fund	Launch Date
29.	RHB-OSK Income Plus Fund (Wholesale Fund)	15 February 2012
30.	RHB-OSK Income Plus Fund 5 (Wholesale Fund)	1 March 2012
31.	RHB-OSK Income Plus Fund 6 (Wholesale Fund)	3 April 2012
32.	RHB-OSK AUD Structured Income Fund (Wholesale Fund)	16 May 2012
33.	RHB-OSK Income Plus Fund 8 (Wholesale Fund)	1 August 2012
34.	RHB-OSK Income Plus Fund 7 (Wholesale Fund)	3 October 2012
35.	RHB-OSK Income Plus Fund 9 (Wholesale Fund)	1 March 2013
36.	RHB-OSK Equity Trust	8 August 1996
37.	RHB-OSK Small Cap Opportunity Unit Trust	20 April 1998
38.	RHB-OSK KidSave Trust	10 May 1999
39.	RHB-OSK KLCI Tracker Fund	3 April 2000
40.	RHB-OSK Dana Islam	26 October 2001
41.	RHB-OSK Income Fund 2	26 February 2003
42.	RHB-OSK Emerging Opportunity Unit Trust	18 May 2004
43.	RHB-OSK Smart Series Funds consisting of:	} 7 September 2004
44.	- RHB-OSK Smart Treasure Fund	
45.	- RHB-OSK Smart Balanced Fund	
46.	- RHB-OSK Smart Income Fund	
46.	RHB-OSK Growth And Income Focus Trust	7 January 2005
47.	RHB-OSK Global Equity Yield Fund	9 November 2005
48.	RHB-OSK Asia Pacific Fund	6 January 2006
49.	RHB-OSK Money Market Fund	20 January 2006
50.	RHB-OSK Global Allocation Fund	27 March 2006
51.	RHB-OSK Resources Fund	16 May 2006
52.	RHB-OSK Global New Stars Fund	24 January 2007
53.	RHB-OSK Muhibbah Income Fund	12 March 2007
54.	RHB-OSK Golden Dragon Fund	8 May 2007
55.	RHB-OSK Asian Real Estate Fund	22 August 2007
56.	RHB-OSK Thematic Growth Fund	26 September 2007
57.	RHB-OSK Asia Active Allocation Fund	23 October 2007
58.	RHB-OSK Institutional Islamic Money Market Fund	1 November 2007
59.	RHB-OSK Big Cap China Enterprise Fund	3 December 2007
60.	RHB-OSK Asian Growth Opportunities Fund	8 January 2008
61.	RHB-OSK Malaysia Dividend Fund	4 March 2008
62.	RHB-OSK Global Capital Fund	11 June 2008
63.	RHB-OSK Cash Management Fund 2	4 September 2008
64.	RHB-OSK Energy Fund	23 March 2009
65.	RHB-OSK Gold and General Fund	21 July 2009
66.	RHB-OSK ASEAN Fund	2 December 2009
67.	RHB-OSK Asia Consumer Fund	18 January 2010
68.	RHB-OSK China-India Dynamic Growth Fund	11 March 2010
69.	RHB-OSK Flexifund China Solutions consisting of :	} 11 May 2010
70.	- RHB-OSK Flexifund Equity China "A"	
70.	- RHB-OSK Flexifund Money Market RMB	
71.	RHB-OSK Capital Protected World Mining Fund	17 August 2010
72.	RHB-OSK Capital Protected Asia Gaming & Hospitality Fund	5 October 2010
73.	RHB-OSK US Focus Equity Fund	15 October 2010
74.	RHB-OSK Pre-IPO Fund	4 January 2011
75.	RHB-OSK Asia Financials Fund	11 January 2011
76.	RHB-OSK Capital Protected Sector Strategy Fund	1 March 2011
77.	RHB-OSK Indonesia Equity Growth Fund	4 April 2011
78.	RHB-OSK Multi-Asset Recovery Strategy Fund	19 May 2011
79.	RHB-OSK Capital Protected Dual Opportunities Fund	28 June 2011
80.	RHB-OSK Agriculture Fund	11 August 2011

CHAPTER 9: THE MANAGEMENT AND ADMINISTRATION OF THE FUNDS

	Name of Fund	Launch Date
81.	RHB-OSK Deposits Fund	19 October 2011
82.	RHB-OSK Focus Bond Fund	3 January 2012
83.	RHB-OSK Emerging Markets Bond Fund	3 January 2012
84.	RHB-OSK Focus Bond Fund – Series 2	22 February 2012
85.	RHB-OSK Focus Bond Fund – Series 3	14 March 2012
86.	RHB-OSK Focus Bond Fund – Series 4	30 May 2012
87.	RHB-OSK Asian Income Fund	05 June 2012
88.	RHB-OSK Focus Bond Fund – Enhanced	03 September 2012
89.	RHB-OSK Multi Asset Regular Income Fund	07 December 2012
90.	RHB-OSK Focus Bond Fund – Series 6	07 January 2013
91.	RHB-OSK Focus Bond Fund – Series 5	14 January 2013
92.	RHB-OSK Dana KidSave	18 February 2013
93.	RHB-OSK Focus Bond Fund – Series 7	25 March 2013
94.	RHB-OSK Absolute Return Fund	16 May 2013
95.	RHB-OSK Capital Protected Essentials Fund	12 June 2013
96.	RHB-OSK Focus Income Bond Fund – Series 1	13 August 2013
97.	RHB-OSK Leisure, Lifestyle & Luxury Fund	22 October 2013
98.	RHB-OSK Focus Income Bond Fund – Series 2	7 January 2014
99.	RHB-OSK Islamic Income Plus Fund 5 (Wholesale Fund)	28 February 2014
100.	RHB-OSK Islamic Regional Balanced Fund	8 April 2014
101.	RHB-OSK Pre-IPO & Special Situation Fund (Wholesale Fund)	22 July 2014
102.	RHB-OSK Focus Income Bond Fund – Series 3	11 August 2014

9.5 Summary of Financial Position of the Manager

	Year Ended 31 December (Audited)		
	2011 (RM'000)	2012 (RM'000)	2013 (RM'000)
Paid-up Share Capital	10,000	10,000	10,000
Shareholders' Funds	25,464	107,394	122,679
Revenue	25,103	48,290	171,526
Profit before tax	206	4,642	20,800
Profit after tax	191	3,603	15,285

9.6 Functions of the Manager

The Manager is responsible for the day-to-day administration of the Funds in accordance with the provisions of the respective Deed. The main responsibilities of the Manager include:

- Selecting and managing investments of the Funds;
- Executing, supervising and valuing investments of the Funds;
- Arrangement of sale and repurchase of units;
- Keeping of proper records of the Funds;
- Issuing the Funds' interim and annual reports to Unit Holders;
- Distribution of income to Unit Holders (if any); and
- Marketing the Funds to potential investors.

The Manager is a member of FIMM. It maintains a tied sales agency force which is duly registered with FIMM which markets and distributes its proprietary unit trust funds to prospective investors. It also has an IUTA arrangement with RHB Bank Berhad and/or such other approved distributors as may be appointed by the Manager from time to time.

CHAPTER 9: THE MANAGEMENT AND ADMINISTRATION OF THE FUNDS

9.7 The Investment Committee

(a) Functions of the Investment Committee

The investment committee is responsible for formulation of the investment policies and investment strategy for the respective Fund. It has broad discretionary authority over the investments of the respective Fund. The investment committee also oversees the activities of the fund manager who is responsible for research, securities recommendation and asset allocation.

The investment committee meets at least once every three months and has the responsibility to decide and approve the following:

- Asset allocation;
- Schedule of securities for purchase and disposal;
- Risk exposure, e.g. country and specific market risks; and
- Schedule of income distribution to Unit Holders.

The fund manager will fine tune the asset allocation in response to periodic changes in the prevailing market condition, particularly interest rates movements and sales operations.

(b) Members of the Investment Committee

The investment committee of the Funds comprises the following members:-

1. Tuan Haji Khairuddin Ahmad (Independent chairman)
2. Dato' Othman Jusoh (Independent member)
3. Mr Lim Chee Sing (Non-independent member)
4. Ms Ong Yin Suen (Non-independent member)

Please refer to the section 9.2 for the profile of the abovementioned investment committee members. The profile of Mr Lim Chee Sing is shown below:

MR LIM CHEE SING

(Non-independent member)

Mr Lim Chee Sing (“Mr Lim”) is the executive director and chairman of RHB Research Institute Sdn Bhd. He is also the chief economist for the RHB Banking Group and the strategist for the Malaysian equity market. He graduated with a Bachelor of Economics degree and a Master of Business Administration degree from the University of Malaya. An economist by training, he began his career with the Central Bank of Malaysia, where he worked there for close to 11 years, after which he moved to the private sector and joined RHB Research Institute Sdn Bhd as its regional economist. He has been in the financial services industry for more than 23 years now and was the head of research with RHB Research Institute Sdn Bhd from July 2002 to April 2013. He is also a non-independent member of the investment committee of all funds under the management of RHB Islamic International Asset Management Berhad.

Except for Ms Ong Yin Suen, whose appointment as an investment committee member of the Funds is detailed in the table below, the other aforementioned investment committee members were appointed to the committee for each Fund on 1 December 2013.

CHAPTER 9: THE MANAGEMENT AND ADMINISTRATION OF THE FUNDS

Appointment of Ms Ong Yin Suen as an investment committee member of the Funds

GEY	ASPAC	RESO	GAF	GNS	DRAGON	AAA
5-Feb-07	5-Feb-07	5-Feb-07	5-Feb-07	5-Feb-07	10-Apr-07	23-Oct-07

BIGCAP	AGO	GCF	ENERGY	ASEAN	USFOCUS	AREF
3-Dec-07	8-Jan-08	11-June-08	23-Mar-09	2-Dec-09	15-Oct-10	22-Aug-07

9.8 The Investment Team

The investment team is jointly responsible for the overall investment decisions made on behalf of the Funds. The key member of the investment team is:

Chief Investment Officer and Designated Fund Manager of the Funds is Mr Hoe Cheah How.

His profile is set out in section 9.3.

The chief investment officer is supported by a team of experienced fund managers who are responsible to actively manage the Funds in accordance with the investment objective of the respective Fund and the provision of the relevant Deed. The investment team shall have discretionary authority over the investments of the Funds subject to the rules and guidelines issued by the relevant authorities.

9.9 Manager's Disclosure of Material Litigation

As at the Latest Practicable Date, there is no material litigation and arbitration, including those pending or threatened, and any facts likely to give rise to any proceedings which might materially and adversely affect the business and/or financial position of the Manager or any of its delegates.

9.10 The External Investment Manager

BIGCAP

(a) Main Functions of External Investment Manager

The Manager has appointed the External Investment Manager and granted it with discretion to manage, realize, invest, reinvest or howsoever deal with the foreign investments of the Fund in accordance with the investment objective of the Fund and its Deed, and subject to the Capital Markets and Services Act 2007, the Guidelines on Unit Trust Funds and any practice notes issued by the Securities Commission from time to time, as well as the internal policies and procedures of the Manager. The External Investment Manager reports to the investment committee of the Fund on a regular basis on the status of the portfolio, proposed investment strategy and other matters relating to the portfolio of the Fund. The remuneration of the External Investment Manager is borne by the Manager.

(b) Background of UOB Asset Management Ltd, Singapore (UOBAM)

The Manager appointed UOB Asset Management Ltd, Singapore ("UOBAM") as the External Investment Manager for the foreign investments of the Fund with the approval of the Securities Commission. The investment management agreement sets out the terms and conditions upon which UOBAM is appointed and agrees to act as External Investment Manager for the Manager in respect of the foreign investments of the Fund.

UOBAM is a wholly-owned subsidiary of United Overseas Bank Limited ("UOB Ltd"). Established in 1986, UOBAM has been managing collective investment schemes and

CHAPTER 9: THE MANAGEMENT AND ADMINISTRATION OF THE FUNDS

discretionary funds in Singapore for 28 years. UOBAM is licensed and regulated by the Monetary Authority of Singapore under the Securities and Futures Act (Chapter 289), Singapore. UOBAM has an extensive presence in Asia with regional business and investment offices in Malaysia, Thailand, Brunei, Taiwan and Japan. UOBAM has two joint ventures: Ping An UOB Fund Management Company and UOB-SM Asset Management Pte Ltd. In addition, UOBAM also has a strategic alliance with UTI International (Singapore) Private Limited.

Through its network of offices, UOBAM offers global investment management expertise to institutions, corporations and individuals through customised portfolio management services and unit trusts. As at the Latest Practicable Date, UOBAM manages 51 unit trusts in Singapore.

As at the Latest Practicable Date, UOBAM and its subsidiaries in the region have a staff strength of over 300 including about 50 investment professionals in Singapore.

(c) Board of Directors of UOBAM

The board of directors of UOBAM are as follows:

1. Mr Terence Ong Sea Eng
2. Mr Thio Boon Kiat
3. Mr Cheo Chai Hong

(d) Key Personnel at UOBAM

Mr Thio Boon Kiat is the chief executive Officer of UOBAM. He is a Chartered Financial Analyst charter holder and he graduated with a Bachelor of Business Administration (First Class Honours) degree from the National University of Singapore. In 2004, he attended the Investment Management Program at Harvard Business School. In 2006, he also attended the Mastering Alternative Investments programme by Insead University.

Mr Thio has over 20 years of investment management experience. He joined UOBAM in 1994 from the Government of Singapore Investment Corporation (GIC), as a portfolio manager managing Singapore, and subsequently Asia Pacific and global equity portfolios. Over the years, he also headed the international equities and global technology teams. In 2004, Mr Thio was appointed as chief investment officer of UOBAM, a position he held until 2011 when he was promoted to his current appointment of chief executive officer.

Mr John J. Doyle III, chief investment officer ("CIO"), equities & multi assets, joined UOBAM in April 2001. Mr. Doyle was promoted to CIO in September 2011. Prior responsibilities include serving as deputy CIO equities, head of international equities and head of Asian equities. He continues to oversee the UOBAM's equity research and investment processes as well as the multi asset investment processes. Mr Doyle had previously worked in senior research roles for Salomon Smith Barney (Singapore), UBS Securities (Singapore), and MeesPierson Securities (Hong Kong).

Mr Doyle has over 23 years of experience, having started his career with Scudder, Stevens & Clark (Boston). His work experience includes both detailed securities research and analysis as well as portfolio management. Mr Doyle graduated with a Bachelor of Arts (Economics) degree from the University of Vermont in 1988. The majority of his experience relates to conducting research and managing equity portfolios. At UOBAM, he is the designated person responsible for the investment management of the Fund.

CHAPTER 9: THE MANAGEMENT AND ADMINISTRATION OF THE FUNDS

Mr Chong Jiun Yeh is the chief investment officer for fixed income and structured investments at UOBAM. Jiun Yeh joined UOBAM in March 2008. Before that, Jiun Yeh was the managing director (fund management) and co-head of portfolio management at ST Asset Management Ltd. Prior to joining ST Asset Management Ltd, he was head of fixed income and currencies at OUB Asset Management Ltd, and had spent part of his career with Newton Investment Management.

Jiun Yeh has over 20 years of experience in managing equities, fixed income and structured finance portfolios, including emerging market sovereign and investment grade credits (cash and synthetic), G-7 bonds and currencies, as well as Asian equities. He has worked with rating agencies, insurers, investment partners and banks in structuring investment products and customising solutions for investors.

Jiun Yeh graduated with a Bachelor of Science (Estate Management), Second Upper Honours degree from the National University of Singapore.

9.11 Manager's Delegates

RHB Banking Group is a fully integrated financial products and services group in Malaysia. Their businesses are offered through its main subsidiaries RHB Bank Berhad, RHB Islamic Bank Berhad, RHB Investment Bank Berhad and RHB Insurance Berhad. The Manager has appointed RHB Bank Berhad and RHB Capital Berhad as its delegates to carry out certain functions. Both institutions are part of the RHB Banking Group.

(a) RHB Capital Berhad

RHB Capital Berhad ("RHB Capital") was incorporated on 24 August 1994 in Malaysia under the Companies Act, 1965 as a public limited company under the name DCB Holdings Berhad for the purpose of implementing RHB Bank Berhad's ("RHB Bank") Scheme of Arrangement under Section 176 of the Companies Act, 1965, which involved the acquisition of RHB Bank and its various subsidiaries in 1994 by RHB Capital. RHB Bank was delisted on 29 December 1994 and RHB Capital was listed in its place on 29 December 1994 on the Main Market of Bursa Malaysia Securities Berhad (formerly known as Main Board of Kuala Lumpur Stock Exchange). RHB Bank became a wholly-owned subsidiary of RHB Capital on 12 July 2007.

As at the Latest Practicable Date, the authorised share capital of RHB Capital is RM5,000,000,000 divided into 5,000,000,000 ordinary shares of RM1.00 each of which 2,572,456,783 ordinary shares of RM1.00 each have been issued and fully paid up.

The principal activity of RHB Capital is investment holding. RHB Capital is the ultimate holding company for the RHB Banking Group's financial services companies. All of the Group's banking, stock broking, insurance and other financial services business are conducted through RHB Capital's subsidiaries. RHB Capital's main banking services are provided through its commercial banking subsidiary, RHB Bank and its investment banking subsidiary, RHB Investment Bank Berhad whilst Islamic banking is provided via RHB Islamic Bank Berhad.

Research services are provided primarily to fund managers and institutional investors through RHB Research Institute Sdn Bhd. The Manager provides asset and fund management services for a variety of retail, institutional and corporate clients. Insurance services are provided through RHB Insurance Berhad which is engaged principally in the business of underwriting of all classes of general insurance.

CHAPTER 9: THE MANAGEMENT AND ADMINISTRATION OF THE FUNDS

The following functions are delegated by the Manager to RHB Capital:

- Secretariat;
- Legal; and
- Corporate communications

(b) **RHB Bank Berhad**

RHB Bank Berhad (“RHB Bank”) is a wholly-owned commercial banking subsidiary of RHB Capital. It was incorporated in Malaysia on 4 October 1965 as Development & Commercial Bank Berhad Limited, and commenced business in November 1965. RHB Bank was listed on the Kuala Lumpur Stock Exchange on 2 August 1983. Pursuant to a Scheme of Arrangement under Section 176 of the Companies Act 1965, RHB Bank was delisted on 29 December 1994 and RHB Capital was listed in its place.

RHB Bank is principally engaged in all aspects of banking and finance business and the provision of related services.

Within the first 10 years of operation, RHB Bank established its finance company, merchant banking and nominee operations. The leasing, insurance and properties subsidiaries were incorporated by the end of 1982. In 1992, RHB Bank established its offshore bank in Labuan in response to the government’s call to promote Labuan as an international offshore financial centre.

The following functions are delegated by the Manager to RHB Bank:

- Operations
 - Information technology;
 - Central administration (procurement, property management); and
 - Central operations (licensing, business continuity management);
- Finance;
- Human resource;
- Risk management; and
- Internal audit.

CHAPTER 10: THE TRUSTEE OF THE FUNDS

10. THE TRUSTEE OF THE FUNDS

10.1 HSBC (MALAYSIA) TRUSTEE BERHAD

GEY	ASPAC	RESO	GAF
GNS	DRAGON	AAA	BIGCAP
AGO	GCF	ENERGY	ASEAN
USFOCUS			

The Trustee is HSBC (Malaysia) Trustee Berhad (Company No. 1281-T), a company incorporated in Malaysia since 1937 and registered as a trust company under the Trust Companies Act 1949, with its registered address at 13th Floor, Bangunan HSBC, South Tower, No. 2, Leboh Ampang, 50100 Kuala Lumpur.

10.1.1 Financial Position

The Trustee has a paid-up capital of RM500,000.00. As at 31 December 2013, its shareholders' funds totaled RM48.06 million and it achieved a profit before tax of RM12.38 million.

The following is a summary of the past performance of the Trustee based on the audited accounts for the last 3 years:

	Year Ended 31 December		
	2011 (RM)	2012 (RM)	2013 (RM)
Paid-up Share Capital	500,000	500,000	500,000
Shareholders' Funds	30,214,518	38,785,020	48,058,506
Turnover	20,725,309	23,539,663	24,287,694
Profit before Tax	9,139,041	11,289,951	12,381,200
Profit after Tax	6,883,965	8,570,502	9,273,605

10.1.2 Experience in Trustee Business

Since 1993, the Trustee has acquired experience in the administration of unit trusts and as at the Latest Practicable Date, is the trustee for 172 funds (including unit trust funds, exchange traded funds, wholesale funds and funds under private retirement scheme).

As at the Latest Practicable Date, the Trustee has a workforce of 55 employees consisting of 46 executives and 9 non-executives. A good number of the staff has been with the Trustee for many years.

10.1.3 Board of Directors

Mr Baldev Singh A/L Gurdial Singh
Ms On Bee Heong
Mr Yee Yit Seeng

10.1.4 Profile of Key Personnel

Mr Kaleon Leong Bin Rahan – chief executive officer

He has been involved in the fund management industry since 1996, having served stints in a regulatory body, fund management company, trustee and audit firm. He is a chartered accountant and holds a Masters in Information Technology Management.

CHAPTER 10: THE TRUSTEE OF THE FUNDS

Mr Yee Yit Seeng – chief operating officer

He joined the Trustee in July 1984. He holds a Diploma in Banking and Finance and is a senior associate of Institut Bank-Bank Malaysia. He has more than 22 years of experience in trust operations including client service, systems/projects & office administration, compliance, internal control & audit, and business development. He was also seconded to the HSBC back-end processing office in Cyberjaya, Malaysia to support the global securities operations.

10.1.5 Duties and Responsibilities of the Trustee

The Trustee's main functions are to act as trustee and custodian of the assets of the Fund and to safeguard the interests of Unit Holders. In performing these functions, the Trustee has to exercise all due care, diligence and vigilance and is required to act in accordance with the provisions of the respective Deeds, Capital Markets and Services Act 2007 and the Securities Commission's Guidelines on Unit Trust Funds ("Guidelines"). Apart from being the legal owner of the Funds' assets, the Trustee is also responsible for ensuring that the Manager performs its duties and obligations in accordance with the provisions of the respective Deeds, Capital Markets and Services Act 2007 and the Guidelines. In respect of monies paid by an investor for the application of units, the Trustee's responsibility arises when the monies are received in the relevant account of the Trustee for the Funds and in respect of redemption, the Trustee's responsibility is discharged once it has paid the redemption amount to the Manager.

10.1.6 Trustee's Statement of Responsibility

The Trustee has given its willingness to assume the position as trustee of the Funds and all the obligations in accordance with the respective Deeds, all relevant laws and rules of law. The Trustee shall be entitled to be indemnified out of the relevant Fund against all losses, damages or expenses incurred by the Trustee in performing any of its duties or exercising any of its powers under the Deed in relation to the relevant Fund. The right to indemnity shall not extend to loss occasioned by breach of trust, wilful default, negligence, fraud or failure to show the degree of care and diligence required of the Trustee having regard to the provisions of the respective Deeds.

10.1.7 Anti-Money Laundering and Anti-Terrorism Financing Provisions

The Trustee has in place policies and procedures across the HSBC group, which may exceed local regulations. Subject to any local regulations, the Trustee shall not be liable for any loss resulting from compliance of such policies, except in the case of negligence, wilful default or fraud of the Trustee.

10.1.8 Statement of Disclaimer

The Trustee is not liable for doing or failing to do any act for the purpose of complying with law, regulation or court orders.

10.1.9 Trustee's Disclosure of Material Litigation

As at the Latest Practicable Date, the Trustee is not engaged in any material litigation and arbitration, including those pending or threatened, and is not aware of any facts likely to give rise to any proceedings which might materially affect the business and/or financial position of the Trustee and any of its delegates.

CHAPTER 10: THE TRUSTEE OF THE FUNDS

10.1.10 Consent to Disclosure

The Trustee shall be entitled to process, transfer, release and disclose from time to time any information relating to the Funds, Manager and Unit Holders for purposes of performing its duties and obligations in accordance to the Deed, the Capital Markets and Services Act 2007, Guidelines and any other legal and/or regulatory obligations such as conducting financial crime risk management, to the Trustee's parent company, subsidiaries, associate companies, affiliates, delegates, service providers, agents and any governing or regulatory authority, whether within or outside Malaysia (who may also subsequently process, transfer, release and disclose such information for any of the above mentioned purposes) on the basis that the recipients shall continue to maintain the confidentiality of information disclosed, as required by law, regulation or directive, or in relation to any legal action, or to any court, regulatory agency, government body or authority.

10.1.11 Trustee's Delegate

The Trustee has appointed The Hongkong And Shanghai Banking Corporation Ltd as custodian of the quoted and unquoted local investments of the Funds. The assets of the Funds are held through their nominee company, HSBC Nominees (Tempatan) Sdn Bhd. If and when the Fund should invest overseas, HSBC Institutional Trust Services (Asia) Limited will be appointed as the custodian of the foreign assets of the Fund. Both The Hongkong And Shanghai Banking Corporation Ltd and HSBC Institutional Trust Services (Asia) Limited are wholly owned subsidiaries of HSBC Holdings Plc, the holding company of the HSBC group. The custodian's comprehensive custody and clearing services cover traditional settlement processing and safekeeping as well as corporate related services including cash and security reporting, income collection and corporate events processing. All investments are registered in the name of the respective Fund or to the order of the respective Fund. The custodian acts only in accordance with instructions from the Trustee.

The Trustee shall be responsible for the acts and omissions of its delegate as though they were its own acts and omissions.

However, the Trustee is not liable for the acts, omissions or failure of third party depository such as central securities depositories, or clearing and/or settlement systems and/or authorised depository institutions, where the law or regulation of the relevant jurisdiction requires the Trustee to deal or hold any asset of the respective Fund through such third parties.

Trustee's Delegates

- 1) The Hongkong And Shanghai Banking Corporation Limited (As Custodian) and assets held through HSBC Nominees (Tempatan) Sdn Bhd (Co. No. 258854-D)
No 2 Leboh Ampang
50100 Kuala Lumpur
Telephone No: (603)2075 3000 Fax No: (603)2179 6488

- 2) HSBC Institutional Trust Services (Asia) Limited
6th Floor, Tower One
HSBC Centre
No 1 Sham Mong Road
Kowloon, Hong Kong
Telephone No: (852)2822 1111 Fax No: (852)2810 5259

CHAPTER 10: THE TRUSTEE OF THE FUNDS

10.2 MAYBANK TRUSTEES BERHAD

AREF

Maybank Trustees Berhad (5004-P) is the trustee of the Fund with its registered office at 8th Floor, Menara Maybank, 100 Jalan Tun Perak, 50050 Kuala Lumpur.

The Trustee was incorporated on 12 April 1963 and registered as a trust company under the Trust Companies Act 1949 on 11 November 1963. It was one of the first local trust companies to provide trustee services with the objective of meeting the financial needs of both individual and corporate clients.

10.2.1 Financial Position

The following is a summary of the past performance of the Trustee based on audited financial statements for the past 3 financial years:

	Year Ended		
	31 December 2013 RM	31 December 2012 RM	31 December 2011* RM
Paid-up capital	500,000	500,000	500,000
Shareholders' funds	21,002,473	12,107,452	8,678,875
Turnover	21,316,197	14,047,931	6,506,087
Profit before Taxation	11,826,263	4,571,241	3,242,278
Profit after Taxation	8,895,021	3,428,577	2,439,413

*Change of financial year to 31 December by Maybank Group with effect from 1 July 2011.

10.2.2 Experience in Trustee Business

With more than 22 years of experience as Trustee to unit trust funds/schemes, the Trustee has under its trusteeship a total of fifty eight (58) unit trust funds, four (4) wholesale funds, one (1) private retirement scheme (consisting of three (3) funds) and four (4) real estate investment trust/property trust funds as at the Latest Practicable Date.

10.2.3 Board of Directors

En Zainal Abidin Jamal	Non-Independent Non-Executive Director & Chairman
Dato' Mohd. Hanif bin Suadi	Non-Independent Non-Executive Director
Dato' Dr Tan Tat Wai	Independent Non-Executive Director
Ms Ong Sau Yin	Independent Non-Executive Director

10.2.4 Key Personnel

As at the Latest Practicable Date, the Trustee has a total of thirty three (33) staff, comprising twenty six (26) executives and seven (7) non-executives.

Mr Chong Kin Tuck **Chief executive officer**

Mr Chong Kin Tuck joined the Trustee in September 2014. Kin Tuck has more than 20 years of work experience in the banking industry, covering securities services and lending. This includes a banking career in Citibank for 20 years; covering loans operations, mortgage business, share financing & investment operations, securities & fund services operations, securities services product development and most recently as head of direct custody & clearing at J.P Morgan Chase Bank Berhad.

CHAPTER 10: THE TRUSTEE OF THE FUNDS

Mr Samuel Hwa **Head, Business Development & Strategies**

Mr Samuel Hwa joined the Trustee in August 2013. He holds a Bachelor of Law degree from the University of London and a Bachelor of Science in Business from Pennsylvania State University double majoring in Finance and Marketing/Management. He started his career in America as a business analyst and later joined an insurance company in Malaysia. Prior to joining Maybank, he was with CIMB Investment Bank Berhad. Samuel has worked in the securities services industry for over 5 years.

Ms Bernice K.M Lau **Head, Operations**

Ms Bernice Lau was appointed as head, operations in November 2013. Prior to her appointment, she was the head, corporate trust of the Trustee. She joined the Trustee in December 2008. Prior to joining the Trustee, she was a legal & compliance officer of UOB Trustees Bhd which subsequently merged with OSK Trustees Berhad. She has more than eight (8) years of experience in trustee industry.

She holds a LL.B (Hons) from University of London and a Certificate in Legal Practice from Legal Profession Qualifying Board, Malaysia.

Ms Lim San San **Head, Unit Trust**

Ms Lim San San joined the Trustee in June 2011. She has more than 13 years of experience in financial services and unit trust industry. She is a Fellow member of ACCA and a Chartered Accountant of MIA.

Mr C. Dinesh **Head, Legal**

Mr. Dinesh joined the Trustee as head, legal in 2008. He graduated from University of Malaya with an LLB (Honours) Degree in 1994 and was called to the Malaysian Bar in 1995. Prior to joining the Trustee, he was as an advocate and solicitor handling commercial banking and corporate matters.

10.2.5 Duties and Responsibilities of the Trustee

The Trustee's role is mainly to act as custodian of the Fund and to exercise all due diligence and vigilance in carrying out its functions and duties and to safeguard the rights and interests of the Unit Holders. Apart from being the legal owner of the Fund's assets, the Trustee is responsible for ensuring that the Manager performs its obligations in accordance with the provisions of the Deed and the relevant laws.

10.2.6 Delegates of the Trustee

The Trustee has delegated its custodian function to Malayan Banking Berhad. The custodian function is run under Maybank Custody Services ("MCS"), a unit within Malayan Banking Berhad. MCS commenced operations in 1983 and has been appointed as custodian of unit trust funds since 1989. MCS provides clearing and custody services for Malaysian equity and fixed income securities to domestic and foreign institutional clients. In addition, MCS offers global custody services to domestic institutions/clients that have foreign investments.

The custodian acts only in accordance with instructions from the Trustee.

CHAPTER 10: THE TRUSTEE OF THE FUNDS

10.2.7 Trustee's Statement of Responsibility

The Trustee has given its willingness to assume the position and all the obligations that come along with them under the Deed and all relevant written laws. The Trustee is entitled to be indemnified out of the assets of the Fund for any liability incurred by the Trustee in performing or exercising any of its powers or duties in relation to the Fund. This indemnity is in addition to any indemnity allowed by law. However, it does not extend to liabilities arising from a breach of trust or failure to show the due care and diligence required of the Trustee having regard to its powers, authorities, and discretions under the Deed.

10.2.8 Material Litigation and Arbitration

As at the Latest Practicable Date, save for the suits mentioned herein below, the Trustee is not engaged in any material litigation as plaintiff or defendant and the Trustee is not aware of any proceedings, pending or threatened or of any facts likely to give rise to any proceedings which might materially and adversely affect its financial position or business.

1. The bondholders of the Al-Bai Bithaman Ajil ("ABBA") bonds ("bondholders") issued by Pesaka Astana (M) Sdn Bhd ("PASB") have sued PASB for its failure to meet its bonds payment obligations under Kuala Lumpur High Court Civil Suit No. D5(D6)-22-1810-2005 (the "ABBA Suit") and cited the Trustee as one of 12 co-defendants in the ABBA Suit. The claim in the ABBA Suit is for RM149,315,000.00 or any other sum that the Court deems fit. The other defendants in the ABBA Suit include among others the arranger, PASB's chief executive officer, one of PASB's directors and associate companies of the chief executive officer and the said director. The Trustee has defended the ABBA Suit and its trial has concluded.

The Trustee had appealed against the decision made by the High Court on 30 June 2010 in respect of the ABBA Suit in awarding judgement against it. The appeals proceeded on 22, 23, 26, 27, 28, 29 and 30 September 2011 and 3 October 2011. The Court of Appeal had on 8 November 2011 awarded the Trustee and the arranger a limited indemnity against PASB, PASB's chief executive officer, one of PASB's directors and associate companies of the chief executive officer and the said director (collectively "PASB And Their Associated Defendants") but found the Trustee and the arranger equally liable to the bondholders. The Federal Court had on 5 April 2012 granted the Trustee leave to appeal to the Federal Court against certain parts of the decision of the Court of Appeal ("Federal Court Appeal"). The Federal Court Appeal was heard on 6, 7, 8, 20, 21 and 23 November 2012 and on 2, 3 and 4 January 2013. The hearing dates of 17 to 19 October 2012 and 19 November 2012 were vacated.

The Federal Court had on 10 February 2014 delivered its decision ("Decision") wherein it had, among others, allowed the Trustee a full indemnity against PASB And Their Associated Defendants and reduced the judgement sum against the Trustee to approximately RM107 million without apportionment of liability against the arranger.

PASB's chief executive officer and associate companies of the chief executive officer (collectively the "Pesaka Defendants") had filed an application for the Federal Court to grant leave to review its decision against them ("Review Application 1"). On 29 September 2014, the Federal Court allowed the Pesaka Defendants' application to withdraw Review Application 1.

Most of the bondholders had filed an application for the Federal Court to grant leave to review its decision in finding the arranger not liable ("Review Application 2"). On 29 September 2014, the Federal Court dismissed Review Application 2.

2. Connected to the ABBA Suit, Amanah Short Deposits Berhad [now MIDF Amanah Investment Bank Berhad ("MIDF")], a Noteholder of the Combined Commercial Papers and/or Medium Term Notes/Letters of Credit/Financial Guarantee Facilities ("CP/MTN")

CHAPTER 10: THE TRUSTEE OF THE FUNDS

totalling RM13 million and issued by PASB, has also sued PASB for full payment under the CP/MTN arising from a cross-default by PASB under its ABBA bonds under Kuala Lumpur High Court Civil Suit No. D2-22-1085-2006 (the “CP/MTN Suit”). The Trustee was cited as one of 5 co-defendants in the CP/MTN Suit. The claim in the CP/MTN Suit is for RM13 million or any other sum that the court deems fit and damages. The other defendants in the CP/MTN Suit are the facility agent, PASB’s chief executive officer and one of PASB’s directors. The Trustee is defending the CP/MTN Suit. Trial dates will be fixed by the High Court with the determination of Review Application 2.

The Trustee has obtained leave of the court to proceed with the actions against PASB given that further to an unrelated suit a provisional liquidator had been appointed against PASB. The Trustee has also obtained leave of the court to proceed with the actions against PASB following the court’s order to wind-up PASB further to the unrelated suit.

In any event, any successful claim that may be established against the Trustee will be covered by the Trustee’s insurer and/or Malayan Banking Berhad as the ultimate holding company of the Trustee. As such, the ABBA Suit and the CP/MTN Suit will not materially affect the business or financial position of the Trustee.

3. Several holders of the bonds (“bondholders”) issued by Aldwich Berhad [In Receivership] (“Aldwich”) have sued Aldwich for its failure to settle its indebtedness to the bondholders following the default of the said bonds in 2010 and cited the Trustee as one of 6 co-defendants under Kuala Lumpur High Court Suit No. D-22NCC-1622-11/2012 (the “Aldwich Bondholders’ Suit”). The claim against the Trustee is for the sum of RM177,248,747.31 or any other sum that the court deems fit. The other defendants are the holding company of Aldwich, the chief executive officer of the holding company of Aldwich, the security agent and the reporting accountant. The Trustee does not admit liability to the Aldwich Bondholders’ Suit and shall defend it. Trial has commenced. Trial is adjourned to 10 November 2014. The Aldwich Bondholders’ Suit will not materially affect the business or financial position of the Trustee.

CHAPTER 11: RELATED PARTY TRANSACTION AND CONFLICT OF INTEREST

11. RELATED-PARTY TRANSACTION AND CONFLICT OF INTEREST

The directors and officers of the Manager, and members of the investment committee should avoid any conflict of interest arising, and if any conflict arises, should ensure that the Funds are not disadvantaged by the transaction concerned. Any transaction carried out by or on behalf of the Funds should be executed on terms which are the best available for the Funds and which are no less favourable to the Funds than an arm's length transaction between independent parties. In the event the interest of any directors and employees of the Manager, and members of the investment committee is directly or indirectly involved, he or she would abstain from being involved with any decision making process of the said transaction.

No fees other than the ones set out in this prospectus have been paid to any promoter of the Funds, or the Trustees (either to become a trustee or for other services in connection with the Funds), or the Manager for any purpose or as allowed by regulations or approved by the authorities.

Interests in the Funds and employees' securities dealings

Subject to the paragraph below and any legal and regulatory requirement, any officers or directors of the Manager, Trustees or any of their respective related corporations, may invest in the Funds. Such officers or directors will receive no payments from the Funds other than usual income distributions that they may receive as a result of investment in the Funds.

The Manager has in place a policy contained in its rules of business conduct, which regulates its employees' securities dealings. An annual declaration of securities trading is required of all employees to ensure that there is no potential conflict of interest between the employees' securities trading and the execution of the employees' duties to the Manager and customers of the Manager.

The Funds may also invest in related companies and/or instruments issued by related companies of the Manager and/or deposit money in financial institutions related to the Manager. All related party transaction will be transacted at arm's length and are established on terms and conditions that are stipulated in the applicable regulations of the respective stock exchanges and/or other applicable laws and market convention.

Cross trades

The Funds may conduct cross trades with another fund under the management of the Manager provided that:

- 1) the sale and purchase decisions are in the best interest of both funds;
- 2) transactions are executed on arm's length and fair value basis;
- 3) reason for such transactions is documented prior to execution; and
- 4) transaction is executed through a dealer or financial institution.

Cross trades between staff personal account and the Funds' account(s), and cross trades between proprietary accounts and the Funds' account(s) are prohibited.

CHAPTER 11: RELATED PARTY TRANSACTION AND CONFLICT OF INTEREST

In relation to **GEY, ASPAC, RESO, GAF, GNS, DRAGON, AAA, BIGCAP, AGO, GCF, ENERGY, ASEAN and USFOCUS**

HSBC (Malaysia) Trustee Berhad

As trustee for the Funds, there may be related party transaction involving or in connection with the Fund in the following events:

- 1) Where the Fund invests in instruments offered by the related party of the Trustee (e.g placement of monies, structured products, etc);
- 2) Where the Funds are being distributed by the related party of the Trustee as Institutional Unit Trust Adviser (IUTA);
- 3) Where the assets of the Funds are being custodised by the related party of the Trustee both as sub-custodian and/or global custodian of the Funds (Trustee's delegate); and
- 4) Where the Funds obtain financing as permitted under the Securities Commission's Guidelines on Unit Trust Funds, from the related party of the Trustee.

The Trustee has in place policies and procedures to deal with conflict of interest, if any. The Trustee will not make improper use of its position as the owner of the Funds' assets to gain, directly or indirectly, any advantage or cause detriment to the interests of unit holders. Any related party transaction is to be made on terms which are best available to the Fund and which are not less favourable to the Funds than an arm's-length transaction between independent parties.

Subject to the above and any local regulations, the Trustee and/or its related group of companies may deal with each other, the Funds or any Unit Holder or enter into any contract or transaction with each other, the Funds or any Unit Holder or retain for its own benefit any profits or benefits derived from any such contract or transaction or act in the same or similar capacity in relation to any other scheme.

Other Declarations

Messrs. Naqiz & Partners has given its confirmation that there are no existing or potential conflicts of interest in its capacity as the solicitors for the Manager.

KPMG Tax Services Sdn Bhd has given its confirmation that there are no existing or potential conflicts of interest in its capacity as the tax adviser for the Funds.

Maybank Trustees Berhad has given its confirmation that there are no existing or potential conflicts of interest in its capacity as the trustee for **AREF**.

CHAPTER 12: TAX ADVISER'S LETTER ON THE TAXATION OF THE FUNDS AND THE UNIT HOLDERS

12. TAX ADVISER'S LETTER ON THE TAXATION OF THE FUNDS AND UNIT HOLDERS

(Prepared for inclusion in this master prospectus)

Private and confidential

The Board of Directors
RHB Asset Management Sdn Bhd
(formerly known as RHB Investment Management Sdn Bhd)
19th Floor, Plaza OSK
Jalan Ampang
50450 Kuala Lumpur

30 September 2014

Dear Sirs

Re: Taxation of the Funds and Unit Holders

This letter has been prepared for inclusion in the master prospectus dated 1 December 2014 in connection with the offer of units in the following unit trust funds ("the Funds"):-

1. **RHB-OSK GLOBAL EQUITY YIELD FUND**
2. **RHB-OSK ASIA PACIFIC FUND**
3. **RHB-OSK RESOURCES FUND**
4. **RHB-OSK GLOBAL ALLOCATION FUND**
5. **RHB-OSK GLOBAL NEW STARS FUND**
6. **RHB-OSK GOLDEN DRAGON FUND**
7. **RHB-OSK ASIA ACTIVE ALLOCATION FUND**
8. **RHB-OSK BIG CAP CHINA ENTERPRISE FUND**
9. **RHB-OSK ASIAN GROWTH OPPORTUNITIES FUND**
10. **RHB-OSK GLOBAL CAPITAL FUND**
11. **RHB-OSK ENERGY FUND**
12. **RHB-OSK ASEAN FUND**
13. **RHB-OSK US FOCUS EQUITY FUND**
14. **RHB-OSK ASIAN REAL ESTATE FUND**

Taxation of the Funds

Income Tax

The Funds are treated as unit trusts for Malaysian tax purposes. The taxation of the Funds is therefore governed principally by Sections 61 and 63B of the Malaysian Income Tax Act, 1967 ("the Act").

Subject to certain exemptions, the income of the Funds in respect of investment income derived from or accruing in Malaysia after deducting tax allowable expenses, is liable to Malaysian corporate income tax at the rate of 25%. It was proposed in the 2014 Budget tabled in the parliament on 25 October 2013 that the tax rate of 25% be reduced by 1% to 24% with effect from Year of Assessment ("YA") 2016.

Investment income derived from sources outside Malaysia and received in Malaysia by a resident unit trust is exempt from Malaysian income tax. However, such income may be subject to tax in the country from which it is derived.

Gains from the realisation of investments (whether local or foreign) by the Funds will not be subject to tax in Malaysia.

CHAPTER 12: TAX ADVISER'S LETTER ON THE TAXATION OF THE FUNDS AND THE UNIT HOLDERS

Interest income earned by the Funds from the following are exempt from tax:-

- any savings certificates issued by the Government of Malaysia; or
- securities or bonds issued or guaranteed by the Government of Malaysia; or
- debentures or Islamic Securities, other than convertible loan stock, approved by the Securities Commission; or
- Bon Simpanan Malaysia issued by the Central Bank of Malaysia; or
- bonds or securities issued by Pengurusan Danaharta Nasional Berhad; or
- a bank or financial institution licensed under the Financial Services Act 2013 or Islamic Financial Services Act 2013; or
- Islamic securities (including sukuks) originating from Malaysia, other than convertible loan stock, issued in any currency other than Ringgit and approved by the Securities Commission or the Labuan Financial Services Authority; or
- A Sukuk Wakala, other than a convertible loan stock, issued in any currency by Wakala Global Sukuk Berhad.

Any income received by the Funds from a Sukuk Issue which has been issued by the Malaysia Global Sukuk Inc will be exempt from tax.

Any income received by the Funds from a Sukuk Ijarah, other than convertible loan stock, issued in any currency by 1Malaysia Sukuk Global Berhad will be exempt from tax (with effect from YA 2010).

Discount or profit received by the Funds from sale of bonds or securities issued by Pengurusan Danaharta Nasional Berhad or Danaharta Urus Sendirian Berhad is exempt from tax.

Discounts earned by the Funds from the following are also exempt from tax:-

- securities or bonds issued or guaranteed by the Government of Malaysia; or
- debentures or Islamic Securities, other than convertible loan stock, approved by the Securities Commission; or
- Bon Simpanan Malaysia issued by the Central Bank of Malaysia.

Deductions in respect of the Funds' expenses such as manager's remuneration, maintenance of a register of unit holders, share registration expenses, secretarial, audit and accounting fees, telephone charges, printing and stationery costs and postage are generally allowed based on a prescribed formula subject to a minimum of 10 percent and a maximum of 25 percent of the total of these expenses.

Single-tier dividends received by the Funds are exempted from tax and expenses incurred by the Funds in relation to dividend income (which is paid or credited under the single-tier system) are disregarded.

Real Property Gains Tax ("RPGT")

Gains on disposal of investments by the Funds will not generally be subject to income tax in Malaysia. However, such gains may be subjected to RPGT in Malaysia, if the gains are derived from sale of Malaysian real properties and shares in Malaysian real property companies.

CHAPTER 12: TAX ADVISER'S LETTER ON THE TAXATION OF THE FUNDS AND THE UNIT HOLDERS

With effect from 1 January 2014, any gains on disposal of Malaysian real properties or shares in Malaysian real property companies by the Funds would be subject to RPGT at the following rates:-

Date of Disposal	Rates
Disposal within 3 years from the date of acquisition	30%
Disposal after 3 years and within 4 years from the date of acquisition	20%
Disposal after 4 years and within 5 years from the date of acquisition	15%
Disposal after 5 years from the date of acquisition	Nil

Goods and Services Tax ("GST")

GST will be implemented in Malaysia with effect from 1 April 2015 at a standard rate of 6%. It will replace the current sales tax and service tax.

Based on the draft Industry Guide on Fund Management ("the draft GST Guide") issued by the Royal Malaysian Customs Department on 27 October 2013, the Fund being a person under GST, is treated as making exempt supplies and thus is not required to be registered. It is also stated in the draft GST Guide that the investment activities of the Fund such as buying and selling of securities are exempt supplies and thus not subject to GST.

However, certain expenses incurred by the Funds such as fund manager's fees, trustee fees and professional fees will be subject to GST at a standard rate if the service providers are registered persons. Since the Funds are making exempt supplies, any input tax incurred by the Funds for the aforementioned expenses are not claimable.

Taxation of Unit Holders

Unit holders are taxed on an amount equivalent to their share of the total taxable income of the Funds, to the extent that this is distributed to them. The income distribution from the Funds may carry with it applicable tax credits proportionate to each unit holder's share of the total taxable income in respect of the tax paid by the Funds. Unit holders will be entitled to utilise the tax credit as a set-off against the tax payable by them. Any excess over their tax liability will be refunded to the unit holders. No other withholding tax will be imposed on the income distribution of the Funds.

Corporate unit holders (resident or non resident in Malaysia), will be taxed at the prevailing income tax rate of 25%, on distributions of income from the Funds to the extent of an amount equivalent to their share of the total taxable income of the Funds. It was proposed in the 2014 Budget that the tax rate of 25% be reduced by 1% to 24% with effect from YA 2016. Resident corporate unit holders whose paid-up capital in the form of ordinary shares does not exceed RM2.5 million will be subject to a tax rate of 20% (proposed to be reduced to 19% in the 2014 Budget effective from YA 2016) on chargeable income of up to RM500,000. For chargeable income in excess of RM500,000, the prevailing rate of 25% (proposed to be reduced to 24% in the 2014 Budget effective from YA 2016) is still applicable. However, the said tax rate of 20% on chargeable income of up to RM500,000 will not apply if more than 50% of the paid up capital in respect of ordinary shares of that company is directly or indirectly owned by a related company which has a paid up capital exceeding RM2.5 million in respect of ordinary shares, or vice versa, or more than 50% of the paid up capital in respect of ordinary shares of both companies are directly or indirectly owned by another company.

Individuals and other non-corporate unit holders who are resident in Malaysia are generally subject to income tax at scale rates. The prevailing income tax scale rates range from 0% to

CHAPTER 12: TAX ADVISER'S LETTER ON THE TAXATION OF THE FUNDS AND THE UNIT HOLDERS

26%. It was proposed in the 2014 Budget that the maximum tax rate of 26% be reduced by 1% to 25% with effect from YA 2015.

Individuals and other non-corporate unit holders who are not resident in Malaysia, for tax purposes, are generally subject to Malaysian income tax at the prevailing income tax rate of 26%. It was proposed in the 2014 Budget that the tax rate of 26% be reduced by 1% to 25% with effect from YA 2015. Non resident unit holders may also be subject to tax in their respective jurisdictions and depending on the provisions of the relevant tax legislation and any double tax treaties with Malaysia, the Malaysian tax suffered may be creditable in the foreign tax jurisdictions.

The distribution of single-tier dividends and other tax exempt income by the Funds will be exempted from tax in the hands of the unit holders in Malaysia. Distribution of foreign income will also be exempted from tax in the hands of the unit holders.

Units split by the Funds will be exempted from tax in Malaysia in the hands of the unit holders.

Any gains realised by the unit holders (other than financial institutions, insurance companies and those dealing in securities) from the transfers or redemptions of the units are generally treated as capital gains which are not subject to income tax in Malaysia. However, certain unit holders may be subject to income tax in Malaysia on such gains, due to specific circumstances of the unit holders.

Based on the draft GST Guide, the following gains or income received by the unit holders are not subject to GST:-

- the distribution of income from the Funds to the unit holders which may comprise of dividends, interest income and gain from realisation of investments;
- distribution of foreign income from the Funds;
- unit split by the Funds and reinvestment of distribution; and
- gain made from selling or redemption of units.

However, the following expenses incurred by the unit holders will be subject to GST based on the draft GST Guide:-

- any fee based charges in relation to buying of the units such as sales charge; and
- switching and transfer charges for switching or transferring the units.

The tax position is based on the Malaysian tax laws and provisions as they stand at present. All prospective investors should not treat the contents of this letter as advice relating to taxation matters and are advised to consult their own professional advisers concerning their respective investments.

Yours faithfully



Ong Guan Heng
Executive Director

Please note that the draft GST Guide referred to in the tax adviser's letter on Taxation of the Funds and Unit Holders dated 30 September 2014 is subject to changes upon implementation of the GST.

CHAPTER 13: EXPERT'S REPORT

13. EXPERTS' REPORT

GEY	ASPAC	RESO	GAF
GNS	DRAGON	AAA	BIGCAP
AGO	GCF	ENERGY	ASEAN
USFOCUS	AREF		

There are no experts' reports in respect of the Funds as no experts (i.e. any party providing advice to the Manager) apart from the tax adviser were appointed for the Funds.

CHAPTER 14: CONSENT

14. CONSENT

GEY	ASPAC	RESO	GAF
GNS	DRAGON	AAA	BIGCAP
AGO	GCF	ENERGY	ASEAN
USFOCUS	AREF		

- (a) HSBC (Malaysia) Trustee Berhad, Maybank Trustees Berhad, the External Investment Manager, UOB Asset Management Ltd. Singapore, BlackRock (Luxembourg) S.A., Schroder Investment Management (Luxembourg) S.A., J.P. Morgan Chase Bank Berhad and the solicitor (Messrs Naqiz & Partners) have given their written consents to the inclusion of their names in the form and context in which they appear in this master prospectus and have not, before the date of issue of this master prospectus, withdrawn such consents.
- (b) The tax adviser, KPMG Tax Services Sdn Bhd has given its written consent to the inclusion of its name and its letter on Taxation of the Funds and Unit Holders in the form and context in which it appears in this master prospectus and has not, before the date of issue of this master prospectus, withdrawn such consent.

CHAPTER 15: APPROVALS AND CONDITIONS

15. APPROVAL AND CONDITIONS

GEY	ASPAC	RESO	GAF
GNS	DRAGON	BIGCAP	AGO
GCF	ENERGY	ASEAN	USFOCUS
AREF			

There are no other approvals required, sought or pending from any relevant authorities in respect of the Funds.

There are no waivers or exemptions granted by the Securities Commission for the Funds as none has been sought for.

AAA

In a letter dated 20 July 2012, the Securities Commission approved this Fund's variation to comply with Schedule B (valuation of other unlisted bonds) of the Guidelines on Unit Trust Funds. This variation allows the Fund's investment in unlisted bonds that are not denominated in Ringgit Malaysia to be valued using Bloomberg Generic Price (BGN Price) quotations subject to these conditions:

- the Manager is to keep abreast of the development of Bloomberg's pricing methodology; and
- the Manager is to continuously keep track on the acceptability of Bloomberg's prices in the market place.

CHAPTER 16: DOCUMENTS AVAILABLE FOR INSPECTION

16. DOCUMENTS AVAILABLE FOR INSPECTION

GEY	ASPAC	RESO	GAF
GNS	DRAGON	AAA	BIGCAP
AGO	GCF	ENERGY	ASEAN
USFOCUS	AREF		

For a period of not less than 12 months from the date of this master prospectus, Unit Holders may inspect without charge at the registered office of the Manager, or such other place as the Securities Commission may determine, the following documents or copies thereof, where applicable, in relation to the Funds in which they hold units:

- (a) the respective Deed;
- (b) material contract or document referred to in this master prospectus;
- (c) the audited financial statements of the Funds for the current financial year (where applicable) and for the last 3 financial years or if the Fund has been established for a period of less than 3 years, the entire period preceding the date of this master prospectus;
- (d) all reports, letters or other documents, valuations and statements by any expert, any part of which is extracted or referred to in this master prospectus;
- (e) writ and relevant cause papers for all material litigation and arbitration disclosed in this master prospectus; and
- (f) all consent given by experts disclosed in this master prospectus.

DIRECTORY OF OUTLETS FOR PURCHASE AND SALE OF UNITS

RHB Asset Management Sdn Bhd's Registered/Principal Office and Branches:
(Kindly refer to the Corporate Directory for details.)

Investors may call our help-desk at Free-Phone number: 1-800-88-3175 at any time during office hours: Mondays through Fridays from 9.00 a.m. – 5.00 p.m. or e-mail your enquiries to **rhbam@rhbgroup.com** or visit our website, **www.rhbgroup.com**.

This page has been intentionally left blank



RHB ASSET MANAGEMENT SDN BHD 174588-X
 19th Floor, Plaza OSK, Jalan Ampang, 50450 Kuala Lumpur
 Tel: 603-2164 3036 Fax: 603-2164 0229/2715 0099
 Toll Free No: 1-800-88-3175 Website: www.rhbgroup.com

ACCOUNT APPLICATION FORM Individual / Corporate

Individual Joint Corporate
 Staff Application

In compliance with the Capital Markets and Services Act 2007, this form should not be circulated unless accompanied by the relevant master prospectus(es)/ prospectus(es) and its supplementary(ies) (if any). Investor(s) should read and understand the contents of the relevant master prospectus(es)/ prospectus(es) and its supplementary(ies) if any before completing this form. **Please complete in BLOCK LETTERS only, and tick(✓) where applicable. For 1st time Investor(s), this form is required to be completed.**

PARTICULARS OF INDIVIDUAL APPLICANT / CORPORATE APPLICANT

You MUST be 18 years old and above as at the date of this application. Please provide a copy of your NRIC or Passport.

Name of Individual/ Corporate Applicant <small>(as in NRIC/Passport No./Certificate of Incorporation)</small>			
NRIC(old)/Passport No./Company Registration No.		NRIC No. (new)	
Date of Birth (DD/MM/YYYY)		Sex	<input type="checkbox"/> Male <input type="checkbox"/> Female

(To be completed if Individual Applicant)

Marital Status	<input type="checkbox"/> Single	<input type="checkbox"/> Married	<input type="checkbox"/> Widowed	<input type="checkbox"/> Divorced	No. of Dependants (please indicate) _____
Nationality	<input type="checkbox"/> Malaysian	<input type="checkbox"/> Others (please specify) _____			
Bumiputera Status	<input type="checkbox"/> Yes	<input type="checkbox"/> No			
Race	<input type="checkbox"/> Malay	<input type="checkbox"/> Chinese	<input type="checkbox"/> Indian	<input type="checkbox"/> Others	
Occupation					
Education Level	<input type="checkbox"/> Primary	<input type="checkbox"/> Secondary	<input type="checkbox"/> STPM / Diploma / PreU	<input type="checkbox"/> Degree	<input type="checkbox"/> Post Graduate
Annual Household Income	<input type="checkbox"/> Below RM20,000		<input type="checkbox"/> RM20,001 - RM60,000		<input type="checkbox"/> RM60,001 - RM120,000
	<input type="checkbox"/> RM120,001 - RM180,000		<input type="checkbox"/> RM180,001 - RM240,000		<input type="checkbox"/> RM240,001 and above
Source of Income	<input type="checkbox"/> Employment	<input type="checkbox"/> Business	<input type="checkbox"/> Savings / Inheritance	<input type="checkbox"/> Others (please specify) _____	

Individual Applicant Email Address : _____

BY PROVIDING YOUR EMAIL ADDRESS TO RHB ASSET MANAGEMENT SDN BHD ("RHBAM"), YOU HAVE CONSENTED TO RECEIVE COMMUNICATIONS AND/OR INFORMATION FROM RHBAM RELATING TO YOUR INVESTMENT VIA EMAIL. NOTICES DELIVERED VIA EMAIL TO APPLICANT ARE DEEMED SENT AND RECEIVED ON THE DATE SUCH EMAIL IS SENT.

Mother's Maiden Name _____

(To be completed if Corporate Applicant)

Date of Incorporation (DD/MM/YYYY)		Country of Incorporation	
Nature of Business			
Status	<input type="checkbox"/> Bumiputra Controlled <input type="checkbox"/> Non-Bumiputra Controlled <input type="checkbox"/> Non-Malaysian Controlled		
Source of Income	<input type="checkbox"/> Disposal of non-core business/asset/investments		<input type="checkbox"/> Fund raising exercise such as right issue
	<input type="checkbox"/> Cash in hand/surplus funds/working capital		

Contact Person (1)

Designation			
Department			
Tel No.		ext	Fax No.
Office Email Address			

Contact Person (2)

Designation			
Department			
Tel No.		ext	Fax No.
Office Email Address			

Please refer to clause 4 of the Terms and Conditions to ascertain the documents required to be submitted with this application.

PARTICULARS OF JOINT INDIVIDUAL APPLICANT (not applicable for EPF Investment Scheme("EPF"))

Name as in NRIC/Passport			
NRIC(old)/Passport No./Birth Certificate No.		NRIC No. (new)	
Date of Birth (DD/MM/YYYY)		Sex	<input type="checkbox"/> Male <input type="checkbox"/> Female
Nationality	<input type="checkbox"/> Malaysian	<input type="checkbox"/> Others (please specify) _____	
Bumiputera Status	<input type="checkbox"/> Yes	<input type="checkbox"/> No	
Occupation			
Relationship to Individual Applicant	<input type="checkbox"/> Parent	<input type="checkbox"/> Spouse	<input type="checkbox"/> Child
	<input type="checkbox"/> Sibling	<input type="checkbox"/> Relative	<input type="checkbox"/> Others _____

CORRESPONDENCE ADDRESS

Address			
Post Code	Town / City		
State		Country	
Tel No.		(house)	(mobile)
		(office)	ext.
		Fax No.	

FOR UTC/DISTRIBUTOR USE ONLY

RHBAM/Distributor	Name of Staff/ UTC/Distributor	Signature of Staff/ UTC/Distributor
Branch Code/ Stamp	Staff/UTC Code	FIMM Code

FOR OFFICE USE ONLY

Account No.	Trans. Sequence No.	Price of Transaction (RM/relevant currency)
-------------	---------------------	--



RHB Asset Management Sdn Bhd 174588-X
 19th Floor, Plaza OSK, Jalan Ampang, 50450 Kuala Lumpur
 Tel:03-2164 3036 Fax:03-2164 0229/2715 0099
 Toll Free No:1-800-88-3175 Website:www.rhbgroup.com

PURCHASE / SWITCH FORM

Account No.
(for existing unit holders only)

Purchase Switch
 Please tick (✓) if this is staff purchase
 Staff Application

In compliance with the Capital Markets and Services Act 2007, this form should not be circulated unless accompanied by the relevant master prospectus(es)/ prospectus(es) and supplementary(ies) (if any). Investor(s) should read and understand the contents of the relevant master prospectus(es)/ prospectus(es) and its supplementary(ies) if any before completing this form. **Please complete in BLOCK LETTERS only, and tick(✓) where applicable. For 1st time investors, please fill up the application form to be submitted with this form.**

INDIVIDUAL APPLICANT

Name of Individual Applicant

NRIC (old) : Tel No. -

NRIC (new) : - -

Update Remain as previous application
 Occupation
 Education Level Primary Secondary STPM / Diploma /PreU Degree Post Graduate
 Annual Household Income Below RM20,000 RM20,001 - RM60,000 RM60,001 - RM120,000
 RM120,001 - RM180,000 RM180,001 - RM240,000 RM240,001 and above
 Source of Income Employment Business Savings / Inheritance Others (please specify)

Name of Joint Individual Applicant (not applicable for EPF Investment Scheme ("EPF"))

NRIC No. (old) : Tel No. -

NRIC No. (new) : - -

CORPORATE APPLICANT (not applicable for EPF)

Update on Corporation's documents Remain as previous application

Name of Company

Company Registration No

Name of Contact Person(s)

Tel - (office) ext. Fax No. -

Note: Select a Distribution Instruction only if this is an initial investment in the relevant Fund(s) of RHB Asset Management Sdn Bhd (RHBAM) and only if applicable. Depending on the Fund invested and subject to each respective Fund's Master Prospectus(es)/ Prospectus(es), income distribution will either be reinvested into further units in the relevant fund or be paid out.

INVESTMENT OBJECTIVE & EXPERIENCE

Investment Objective Capital Growth Regular Income Capital Protection Retirement Education Wealth Accumulation

Investment Experience Unit Trust _____ year(s) Trading on Bursa Malaysia _____ year(s)
 Futures / Options _____ year(s) Others _____ year(s)
 No experience

Investment Time Frame Long Term (> 5 years) Medium (3-5 years) Short Term (< 3 years)

DETAILS OF INVESTMENT APPLICATION

Fund Name	***Plan Type	** Currency	Amount	****No. of years 1 - 5	Investment Type			*Distribution Instruction (not applicable for EPF)		
					<input type="checkbox"/> Initial	<input type="checkbox"/> Additional	<input type="checkbox"/> Standing Instruction	<input type="checkbox"/> Reinvest	<input type="checkbox"/> Pay by cheque	<input type="checkbox"/> *Credit into bank account
					<input type="checkbox"/>	<input type="checkbox"/>	<input type="checkbox"/>	<input type="checkbox"/>	<input type="checkbox"/>	<input type="checkbox"/>
					<input type="checkbox"/>	<input type="checkbox"/>	<input type="checkbox"/>	<input type="checkbox"/>	<input type="checkbox"/>	<input type="checkbox"/>
					<input type="checkbox"/>	<input type="checkbox"/>	<input type="checkbox"/>	<input type="checkbox"/>	<input type="checkbox"/>	<input type="checkbox"/>
					<input type="checkbox"/>	<input type="checkbox"/>	<input type="checkbox"/>	<input type="checkbox"/>	<input type="checkbox"/>	<input type="checkbox"/>
TOTAL					<input type="checkbox"/>	<input type="checkbox"/>	<input type="checkbox"/>	<input type="checkbox"/>	<input type="checkbox"/>	<input type="checkbox"/>

* Account Details for income distribution to be credited: ** specify the currency acronym eg. RM etc *** Note: C - Cash Plan
 **** Applicable for Regular Savings Plan S - Savings Plan
 E - EPF Plan

Name of bank : _____
 Branch : _____
 Account No : _____
 Type : Current Savings Multi Currency

Payment Mode for investment :
 Cheque/Bank Draft (Bank _____ No. _____) (Payable to "RHB Asset Management Sdn Bhd")
 EPF Investment Scheme ("EPF")
 Cash Deposit, kindly indicate the bank account which you banked into:

Fund Name	Bank	Account No.
1 <input type="checkbox"/> All Funds except for items 4 to 9 below	RHB	2-14129-00200777
2 <input type="checkbox"/> All Funds except for items 4 to 9 below	Maybank	514011-592181
3 <input type="checkbox"/> All Funds except for items 4 to 9 below	RHB Multi Currency (Direct transfer for currencies other than (RM))	6-14129-00007029
4 <input type="checkbox"/> RHB-OSK Cash Management Fund 1	RHB	2-14129-0021227-9
5 <input type="checkbox"/> RHB-OSK Islamic Cash Management Fund	RHB	2-64317-0000042-5
6 <input type="checkbox"/> RHB-OSK Money Market Fund	RHB	2-14231-00039055
7 <input type="checkbox"/> RHB-OSK Institutional Islamic Money Market Fund	RHB	2-14231-00039055
8 <input type="checkbox"/> RHB-OSK Deposits Fund	RHB	2-14231-00039055
9 <input type="checkbox"/> RHB-OSK Cash Management Fund 2	RHB	2-14231-00039055

Others

Notes to be read before completing this section:

- Cheque/bank draft should be crossed and made payable to "RHB ASSET MANAGEMENT SDN BHD" for all funds except RHB-OSK Cash Management Fund 2 and must be drawn on a bank located in Malaysia. You should write your full name and NRIC No. on the back of each cheque. The cheque(s)/ bank draft(s) must be attached with this Form.
- You may bank-in cash or arrange for a bank transfer into one of the accounts as stated herein. Please attach the bank-in slip or a copy of the Direct Transfer form with this Form. It must clearly show your name, NRIC No, amount remitted and the name of the Fund(s) you are investing into.
- If you are investing via Standing Instruction, kindly fill up the Standing Instruction Form from the relevant bank and attach it with this Form.

FOR UTC / DISTRIBUTOR USE ONLY

RHBAM/Distributor Branch Code/Stamp _____
 Name of Staff/ UTC/ Distributor _____
 Signature of Staff/ UTC/ Distributor _____
 Staff/UTC Code _____
 FIMM Code _____

FOR OFFICE USE ONLY

Account No. _____ Trans. Sequence No _____ Price of Transaction _____ Trans Price Date _____
(RM/relevant currency)

DETAILS OF SWITCHING APPLICATION

Please ensure you maintain the minimum amount required in the original Fund as stated in the relevant Master Prospectus(es)/ Prospectus(es) and its Supplementary(ies).

SWITCH FROM	
Fund Name	No of Units
1.	
2.	
3.	
4.	
5.	

SWITCH TO			
Fund Name	*Distribution Instruction (not applicable for EPF)		
1.	<input type="checkbox"/> Reinvest	<input type="checkbox"/> Pay by cheque	<input type="checkbox"/> *Credit into bank account
2.	<input type="checkbox"/> Reinvest	<input type="checkbox"/> Pay by cheque	<input type="checkbox"/> *Credit into bank account
3.	<input type="checkbox"/> Reinvest	<input type="checkbox"/> Pay by cheque	<input type="checkbox"/> *Credit into bank account
4.	<input type="checkbox"/> Reinvest	<input type="checkbox"/> Pay by cheque	<input type="checkbox"/> *Credit into bank account
5.	<input type="checkbox"/> Reinvest	<input type="checkbox"/> Pay by cheque	<input type="checkbox"/> *Credit into bank account

*Account Details for income distribution to be credited:

Name of bank : _____
 Branch : _____
 Account No : _____
 Type : Current Savings Multi Currency

LOAN FINANCING RISK DISCLOSURE STATEMENT

Investing in an investment scheme with borrowed money is more risky than investing with your own savings. You should assess if loan financing is suitable for you in light of your objectives, attitude to risk and financing circumstances. You should be aware of the risk, which would include the following:-

- (i) The higher the margin of financing (that is, the amount of money you borrow for every Ringgit of your own money that you put in as deposit or down payment) the greater the loss or gain on your investment.
- (ii) You should assess whether you have the ability to service the repayments on the proposed loan. If your loan is a variable rate loan, and if interest rates rise, your total repayment amount will be increased.
- (iii) If unit prices fall beyond a certain level, you may be asked to provide additional acceptable collateral (where units are used as collateral) or pay additional amounts on top of your normal instalments. If you fail to comply within the prescribed time, your units may be sold towards the settlement of your loan.

- (iv) Returns on investment are not guaranteed and may not be earned evenly over time. This means that there may be some years where returns are high and other years where losses are incurred instead. Whether you eventually realise a gain or incur loss may be affected by the timing of the sale of your units. The value of units may fall just when you want your money back even though the investment may have done well in the past.

This brief statement cannot disclose all the risks and other aspects of loan financing. You should therefore carefully study the terms and conditions before you decide to take the loan. If you have doubts in respect of any aspect of this Risk Disclosure Statement or the terms of the loan financing, you should consult the institution offering the loan.

I / We acknowledge that I / We have read and understood the contents of the investment Loan Financing Risk Disclosure Statement. I / We do declare and represent that as at the date hereof, I / We am / are not an undischarged bankrupt nor has any petition for bankruptcy been filed against me/us. With the completion of this form, it constitutes that I have read, understood and agreed to be bound by the notes, terms and conditions stated in this form. I also accept and acknowledge that RHB Asset Management Sdn Bhd has absolute discretion to reply on facsimile confirmation from me and undertake to indemnify and hold harmless RHB Asset Management Sdn Bhd, its employees and agents at all costs, expenses, loss of liabilities, claims and demands arising out of this confirmation.

DECLARATIONS AND SIGNATURES

- I / We acknowledge that I / We have received, read and understood the relevant Master Prospectus(es)/ Prospectus for the Fund(s) to be invested in, the Terms and Conditions of this Form and I/We undertake to be bound by them for my / our initial and subsequent transactions with RHB Asset Management Sdn Bhd ("RHBAM").
- I/We undertake to be bound by the provisions of the documents constituting the Fund(s) subscribed to as if I was/We were a party thereto.
- I/We acknowledge that I/We are aware of the fees and charges that I/We will incur directly or indirectly when investing in the Fund(s).
- I/We hereby declare and acknowledge that I/We have sole legal and proprietary right over all monies accompanying this application.
- I/We hereby agree to indemnify RHBAM against all actions, suits, proceedings, claims, damages and losses which may be suffered by RHBAM as a result of any inaccuracy of the declarations herein.

ALL APPLICANTS MUST SIGN THIS FORM

Applicant / Authorised Signatory (ies) Date

Joint Applicant / Authorised Signatory (ies) Date

