

INTRODUCTION

INITIATION DATE: 01-Jul-2014

OBJECTIVE: A high risk portfolio aiming to achieve long-term capital appreciation by investing 30% in bond funds and 70% in equity funds

SUITABLE FOR: Investors seeking to accumulate and grow their wealth over the long term with a more aggressive investment positioning

MARKET COMMENTARY

UPDATE

- Global equity markets gained across the board in October. Developed Market equities represented by MSCI AC World Index gained by 1.49%
- Asian equities represented by MSCI AC Asia ex Japan Index gained 2.78% while Emerging Market equities represented by MSCI Emerging Markets Index gained 1.94%
- Malaysia's benchmark, represented by FBM KLCI Index, gained by 0.48%.
- Overall, bond markets posted positive returns in October. Global bonds gained by 1.07% while Malaysia bonds gained 0.48%.

[All returns are in MYR term]

HOLDINGS

Fund Name	Weighting	Amount(RM)	NAV at 30 Sep	NAV at 31 Oct
Eastspring Investments Bond Fund	20%	2,000	0.6317	0.6343
Aberdeen Islamic World Equity Fund-Class A	25%	2,500	1.2420	1.2353
AmAsia Pacific Equity Income	20%	2,000	0.9379	0.9048
Kenanga Growth Fund	15%	1,500	1.0840	1.0770
Eastspring Investments Global Emerging Markets Fund	10%	1,000	0.2557	0.2561
Hwang Select Asia (Ex Japan) Quantum Fund	10%	1,000	1.3505	1.3293

Source: Bloomberg, iFAST Compilations as of 31 October 2014, returns are in MYR term with dividend reinvested

PERFORMANCE TABLE

	YTD	1M	3M	6M	1Y	3Y*
Portfolio	-	0.2%	-1.0%	-	-	-

Source: Bloomberg, iFAST Compilations as of 31 October 2014, returns are in MYR term with dividend reinvested

COMMENTARY

- PORTFOLIO**
- Equities remain attractive relative to bonds, maintain "overweight" position in equities
 - AmAsia Pacific Equity Income was the best performing fund in the portfolio, surging 2.6%
 - Hwang Select Asia (Ex Japan) Quantum Fund was the worst performing fund in the portfolio, with a return of -1.6%

PORTFOLIO ADJUSTMENTS

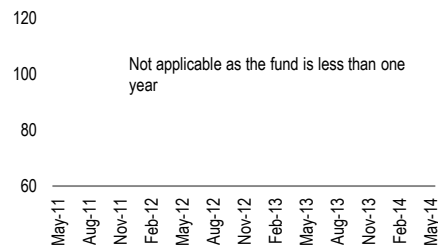
ACTION TAKEN:

INFORMATION

Initial Investment(RM)	10,000.00
Value as of 31 October 2014 (RM)	10,000.00
Total Profit/Loss (RM)	10,007.64
Total return	0.1%
Annualised return	-
Portfolio Volatility	-

Source: iFAST Compilations as of 31 October 2014

INDEXED PERFORMANCE



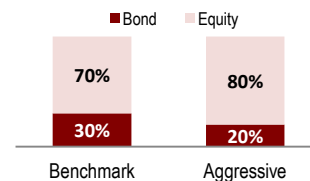
Source: iFAST Compilations as of 31 October 2014

INDIVIDUAL PERFORMANCE (%)

	1M	3M	6M	YTD	1YR	3Y *	STDEV
Eastspring Investments Bond Fund	0.4	1.3	2.5	3.2	3.5	4.1	1.0
Aberdeen Islamic World Equity Fund-Class A	-0.5	-0.6	0.5	5.3	10.3	-	6.0
AmAsia Pacific Equity Income	2.6	-4.4	2.8	2.2	4.1	11.0	17.2
Kenanga Growth Fund	-0.6	0.4	9.7	18.6	26.8	22.2	8.9
Eastspring Investments Global Emerging Markets Fund	0.2	-2.8	3.6	-0.1	1.2	4.9	11.6
Hwang Select Asia (Ex Japan) Quantum Fund	-1.6	-4.5	5.5	9.9	10.4	20.9	9.7

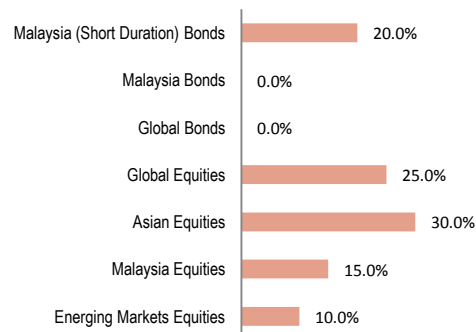
* annualised returns

INTER ASSET ALLOCATION



Source: iFAST Compilations as of 31 October 2014

INTRA ASSET ALLOCATION



**0.0% Asian Bonds and 0.0% Emerging Markets Bonds

Source: iFAST Compilations as of 31 October 2014