

Principal Islamic Enhanced Opportunities Fund - Class MYR



31 March 2025
Available under the EPF Members Investment Scheme

Fund Objective

The Fund aims to earn reasonable returns for investors by investing in approved equities listed on Bursa Malaysia as well as unlisted securities and other non-interest bearing assets acceptable under Shariah principles. The Fund may invest a minimum of 70% and up to a maximum of 98% of its NAV in local Shariah-compliant equities. The Fund may also invest up to 28% of its NAV in other permissible Shariah-compliant investments. As an aggressive Fund, the Fund will be managed with higher beta and tracking error. The investment policy and strategy of the Fund will be to invest in Shariah-compliant stocks which are selected based on their future growth prospects.

Lipper Score

Total Return

5

Consistent Return

5

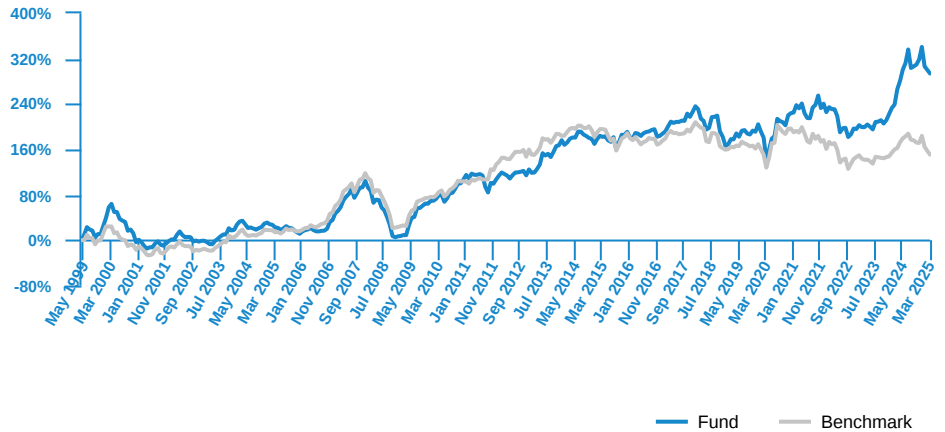
Morningstar Rating



Fund Information

ISIN Code	MYU1000AM002
Lipper ID	60001606
Bloomberg Ticker	BBMBDPI MK
Domicile	Malaysia
Currency	MYR
Base Currency	MYR
Fund Inception	15 Jun 1995
Benchmark	FTSE Bursa Malaysia EMAS Shariah Index
Application Fee	IUTAs: 5.00% of the NAV per unit Principal Agency Distributor: 5.00% of the NAV per unit
Management Fee	1.50% p.a. of the NAV
Trustee Fee	0.045% p.a. of the NAV
Fund Size (MYR)	MYR 285.23 million
Fund Unit	344.78 million units
NAV per unit (As at 31 Mar 2025)	MYR 0.8272
Initial Offering Period (IOP) Date	6 Jul 1995
Initial Offering Period (IOP) Price	MYR 1.00

Fund Performance



Past performance does not guarantee future results. Asset allocation and diversification do not ensure a profit or protect against a loss.

Cumulative Performance (%)								
	YTD	1M	3M	6M	1Y	3Y	5Y	Since Inception
Fund	-10.65	-1.59	-10.65	-3.11	7.49	18.99	62.13	293.89
Benchmark	-11.64	-2.52	-11.64	-9.15	-4.46	-6.86	10.09	182.45

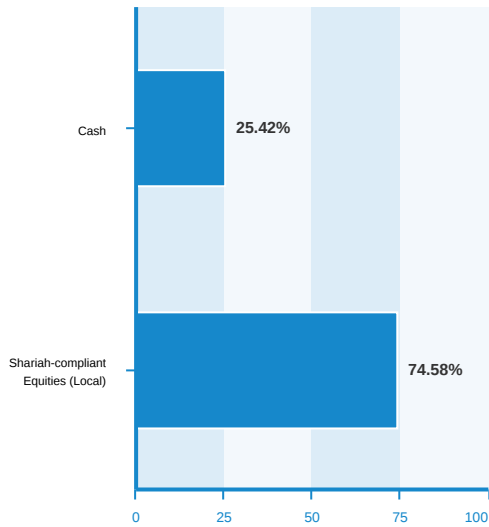
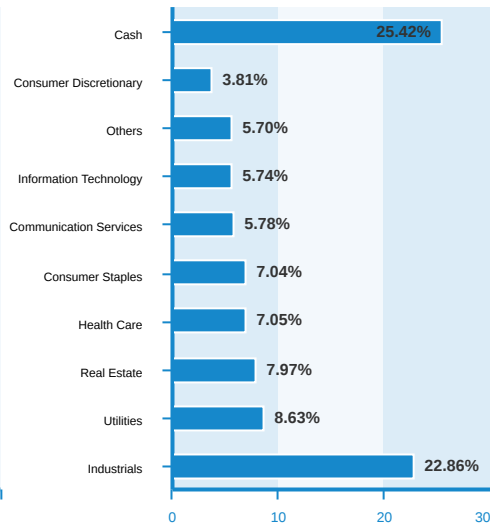
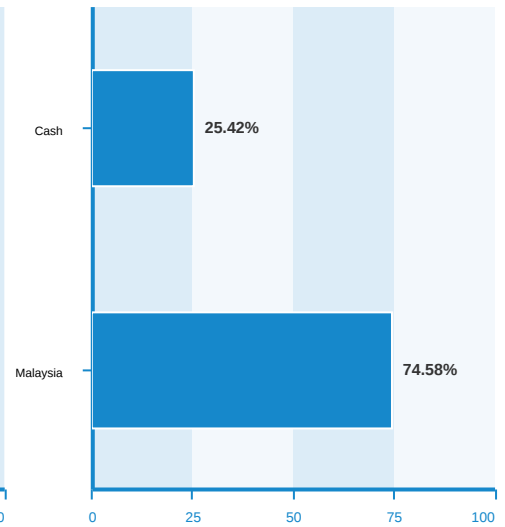
Calendar Year Returns (%)							
	2024	2023	2022	2021	2020	2019	
Fund	36.69	8.94	-13.10	5.15	6.44	14.26	
Benchmark	14.58	0.46	-10.80	-6.81	10.14	3.86	

Most Recent Fund Distributions						
	2025 Jan	2023 Jan	2022 Jan	2021 Jan	2020 Jan	2019 Jan
Gross (sen/unit)	0.89	0.32	2.20	2.18	0.50	2.40
Annualised Yield (%)	1.04	0.50	3.17	2.96	0.72	3.80

Note: June 1995 to March 2025.
Performance data represents the combined income & capital return as a result of holding units in the fund for the specified length of time, based on bid to bid prices. Earnings are assumed to be reinvested.
Annualised yield is calculated as the most recent monthly dividend distribution multiplied by the Fund's dividend frequency and divided by the latest NAV.
Source : Lipper

Top Holdings	Country	% of Net Assets	Fund Risk Statistics	
Tenaga Nasional Bhd	Malaysia	8.63	Beta	1.03
Gamuda Bhd	Malaysia	4.56	Information Ratio	0.37
Sunway Bhd	Malaysia	3.85	Sharpe Ratio	0.05
Kelington Group Bhd	Malaysia	3.52	(3 years monthly data)	
ITMAX System Bhd	Malaysia	2.96		
Telekom Malaysia Bhd	Malaysia	2.89		
QL Resources Bhd	Malaysia	2.85		
Farm Fresh Bhd	Malaysia	2.67		
Press Metal Aluminium Holdings Bhd	Malaysia	2.57		
SD Guthrie Bhd	Malaysia	2.50		

The holdings listed do not constitute a recommendation to purchase or sell a particular security. Any repeated issuer shown means same issuer with different coupon rate and/or maturity date. Cash and/or derivative positions that are not part of the core investment strategy will not be reflected in the top holdings list.

Asset Allocation (%)**Sector Allocation (%)****Regional Allocation (%)**

Fund holdings and allocations shown are unaudited and may not be representative of current or future investments. Percentages may not add up to 100% due to rounding and/or inclusion or exclusion of cash will not be reflected in the top holdings list.

Fund Manager's Report

In March 2025, the Fund came in at -1.59%, outperforming the Benchmark by 93 basis points (bps) while on a YTD basis, the fund outperformed the benchmark by 99 bps, with the YTD return of -10.65%. This was driven by the overweight positioning in industrials, healthcare and consumer staples.

Malaysia's manufacturing sector moderated in March after a notable improvement in February, with a PMI reading of 48.8pts vs 49.7pts. To recap, Malaysia's GDP grew by 5% in 4Q24 and 5.1% for 2024. BNM maintained its GDP growth forecast of 4.5-5.5% in 2025 during the recent briefing but highlighted potential risk to growth due to the trade restrictions.

BNM maintained OPR at 3.00% during the last MPC meeting and we expect the central bank to hold rates steady given muted inflation and modest economic growth. Inflation rose 1.5% in February, lower than the 1.7% in the previous month. There appears to be sufficient headroom to central bank's latest 2.0-3.5% CPI forecast for 2025 with the impending subsidy rationalization plans.

Elevated volatility likely persist due to uncertainties on the Trump administration and policies. There was a widespread decline across various markets and Malaysia was not spared. We remain constructive on defensive sectors and quality names as we selectively deploying cash that were raised earlier. We believe improved political stability, stronger earnings growth prospects and higher domestic investments would keep the market afloat. Key catalysts are domestic fiscal reforms, surge in investments and elevated domestic liquidity. Key risks are the derailment of Malaysia's macroeconomic recovery and corporate earnings growth due to the larger-than-expected impact of rising inflation, slower global economic growth, and heightened geopolitical risk.

^Based on the fund's portfolio returns as at 15 March 2025, the Volatility Factor (VF) for this fund is 13.15 and is classified as "High" (source: FIMM). The VF means there is a possibility for the fund in generating an upside return or downside return around this VF. The Volatility Class (VC) is assigned by FIMM based on quintile ranks of VF for qualified funds. VF is subject to monthly revision and VC will be revised every six months. The fund's portfolio may have changed since this date and there is no guarantee that the fund will continue to have the same VF or VC in the future. Presently, only funds launched in the market for at least 36 months will display the VF and its VC. We recommend that you read and understand the contents of the Master Prospectus (Islamic Funds) dated 31 December 2019, which has been duly registered with the Securities Commission Malaysia, before investing and that you keep the said Master Prospectus (Shariah-Compliant Funds) for your records. Any issue of units to which the Master Prospectus (Shariah-Compliant Funds) relates will only be made upon receipt of the completed application form referred to in and accompanying the Master Prospectus (Shariah-Compliant Funds), subject to the terms and conditions therein. Investments in the Fund are exposed to . You can obtain a copy of the Master Prospectus (Shariah-Compliant Funds) from the head office of Principal Asset Management Berhad or from any of our approved distributors. Product Highlight Sheet ("PHS") is available and that investors have the right to request for a PHS; and the PHS and any other product disclosure document should be read and understood before making any investment decision. There are fees and charges involved in investing in the funds. We suggest that you consider these fees and charges carefully prior to making an investment. Unit prices and income distributions, if any, may fall or rise. Past performance is not reflective of future performance and income distributions are not guaranteed. You are also advised to read and understand the contents of the Financing for Investment in Unit Trust Risk Disclosure Statement before deciding to obtain financing to purchase units. Where a unit split/distribution is declared, you are advised that following the issue of additional units/distribution, the NAV per unit will be reduced from pre-unit split NAV/cum-distribution NAV to post-unit split NAV/ex-distribution NAV; and where a unit split is declared, the value of your investment in Malaysian Ringgit will remain unchanged after the distribution of the additional units.

Carefully consider a fund's objective, risks, charges and expenses.

Visit www.principal.com.my for a prospectus containing this and other information. Please read it carefully before investing.