

RHB ASIA PACIFIC FUND

JANUARY 2023 FUND FACTSHEET

All data expressed as at 31 December 2022
unless otherwise stated



FUND INFORMATION

Manager

RHB Asset Management Sdn Bhd

Trustee

HSBC (Malaysia) Trustee Berhad

Fund Category/Type

Equity Fund/ Growth Fund

Launch Date

06 January 2006

Base Currency

RM

Financial Year End

31 December

Minimum Initial Investment

RM1,000.00

Minimum Additional Investment

RM100.00

Benchmark

MSCI AC Asia Pacific Index (RM)

Sales Charge*

Up to 5.26% of investment amount

Redemption Charge*

None

Annual Management Fee*

1.50% per annum of NAV

Annual Trustee Fee*

Up to 0.07% per annum of NAV

Distribution Policy

Annually, if any and will be reinvested

Bloomberg Ticker

RM OSKAPAC:MK

ISIN Code

RM MYU9900AI003

FUND OVERVIEW

This Fund aims to achieve long term capital appreciation through investments in securities of companies listed or traded in emerging and developed markets.

The Fund's asset allocation is as follows:

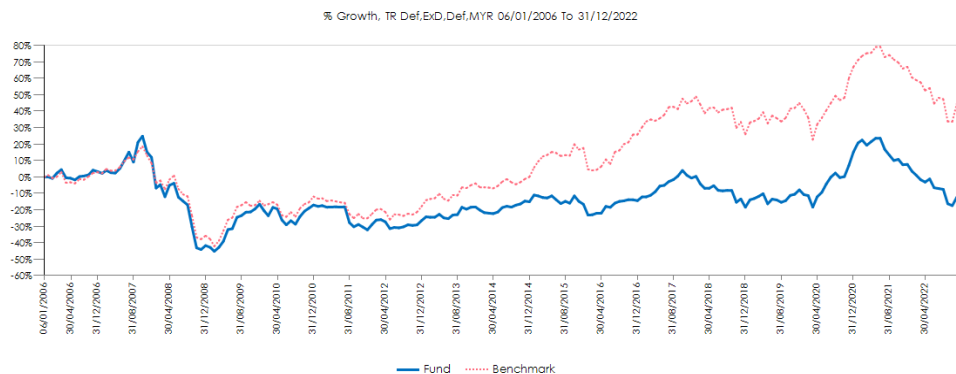
- Up to 98% of Net Asset Value (NAV): Investments in securities of and securities relating to companies that have high growth potential;
- 2% to 10% of NAV: Investments in liquid assets including bonds, money market instruments and deposits with financial institutions.

The Fund is suitable for investors who:

- Wish to participate in the upside of the Asia Pacific markets;
- are willing to accept moderate to high risk in their investments; and
- prefer capital growth rather than income over a long term period.

FUND PERFORMANCE

Performance Chart Since Launch In Base Currency¹



Cumulative Performance In Base Currency (%)¹

	1 Month	3 Months	6 Months	YTD	1 Year	3 Years	Since Launch
Fund	-1.68	2.82	-7.84	-20.01	-20.01	-6.58	-13.90
Benchmark	-1.37	6.50	-1.50	-14.73	-14.73	-1.73	42.36

Annualised Performance In Base Currency (%)¹

	3 Years	5 Years	10 Years	Since Launch
Fund	-2.24	-2.82	1.60	-0.88
Benchmark	-0.58	-0.50	5.66	2.10

Calendar Year Performance In Base Currency (%)¹

	2022	2021	2020	2019	2018
Fund	-20.01	-6.52	24.94	12.94	-17.85
Benchmark	-14.73	0.04	15.19	15.15	-13.81

*All fees and charges payable to the Manager and the Trustee are subject to any applicable taxes and/or duties and at such rate as may be imposed by the government from time to time.

Note: Any bank charges imposed by the relevant banks/ financial institutions will be borne by the Unit Holders.



RHB ASIA PACIFIC FUND

JANUARY 2023 FUND FACTSHEET

All data expressed as at 31 December 2022
unless otherwise stated



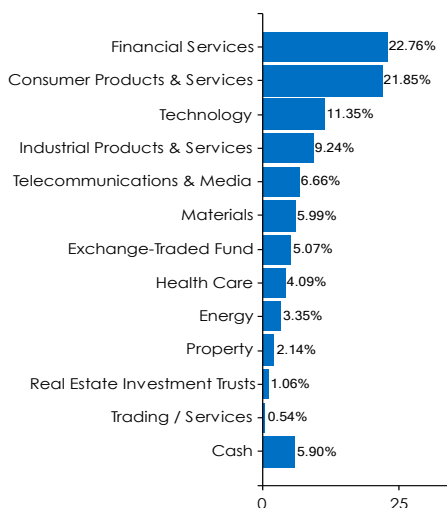
FUND PORTFOLIO ANALYSIS

	1 Month	12 Months	Since Launch
Highest NAV	0.3372	0.4161	0.5975
Lowest NAV	0.3278	0.3126	0.1994
NAV Per Unit	RM 0.3278		
Fund Size (Million)	RM 2.13		
Units in Circulation (Million)	6.50		

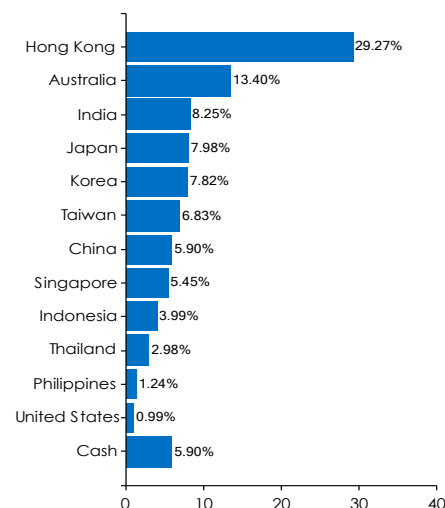
TOP 5 HOLDINGS ²

TAIWAN SEMICONDUCTOR MANUFACTURING CO LTD	6.03%
AIA GROUP LTD	4.59%
TENCENT HOLDINGS LTD	4.42%
BHP GROUP LTD	3.49%
NEXT FUNDS TOPIX EXCHANGE TRADED FUND	2.96%

SECTOR ALLOCATION ²



COUNTRY ALLOCATION ²



¹Source: Lipper IM. Past performance is not indicative of future performance. Investment involves risks and investor should conduct their own assessment before investing and seek professional advice, where necessary.

²As percentage of NAV.

DISCLAIMER

Based on the fund's portfolio returns as at 10 December 2022, the Volatility Factor (VF) for this fund is 14.4 and is classified as "Moderate" (source: Lipper). "Moderate" includes funds with VF that are above 10.9 but not more than 14.2 (source: Lipper). The VF means there is a possibility for the fund in generating an upside return or downside return around this VF. The Volatility Class (VC) is assigned by Lipper based on quintile ranks of VF for qualified funds. VF is subject to monthly revision and VC will be revised every six months. The fund's portfolio may have changed since this date and there is no guarantee that the fund will continue to have the same VF or VC in the future. Presently, only funds launched in the market for at least 36 months will display the VF and its VC. The VC referred to was dated 30 June 2022 which is calculated once every six months and is valid until its next calculation date, i.e. 31 December 2022.

A Product Highlights Sheet ("PHS") highlighting the key features and risks of the Fund is available and investors have the right to request for a PHS. Investors are advised to obtain, read and understand the contents of the PHS and Master Prospectus dated 3 September 2017 and its supplementary(ies) (if any) ("collectively known as the Master Prospectus") before investing. The Master Prospectus has been registered with the Securities Commission Malaysia ("SC") who takes no responsibility for its contents. The SC's approval or authorization, or the registration of the Master Prospectus should not be taken to indicate that the SC has recommended or endorsed the fund. Amongst others, investors should consider the fees and charges involved. Investors should also note that the price of units and distributions payable, if any, may go down as well as up. Where a distribution is declared, investors are advised that following the issue of additional units/distribution, the NAV per unit will be reduced from cum-distribution NAV to ex-distribution NAV. Any issue of units to which the Master Prospectus relates will only be made on receipt of a form of application referred to in the Master Prospectus. For more details, please call 1-800-88-3175 for a copy of the PHS and the Master Prospectus or collect one from any of our branches or authorised distributors. Investors are advised that investments are subject to investment risk and that there can be no guarantee that any investment objectives will be achieved. Investors should conduct their own assessment before investing and seek professional advice, where necessary and should not make an investment decision solely based on this Fund Factsheet.

The Manager wishes to highlight the specific risks of the Fund are country risk and currency risk. These risks and other general risks are elaborated in the Master Prospectus.

This Fund Factsheet is prepared for information purposes only. It does not have regard to the specific investment objectives, financial situation and the particular needs of any specific person who may receive it. Past performance is not necessarily a guide to future performance. Returns may vary from year to year.

This Fund Factsheet has not been reviewed by the SC.

