

# RHB MONEY MARKET FUND

## APRIL 2025 FUND FACTSHEET

All data expressed as at 31 March 2025  
unless otherwise stated



### FUND INFORMATION

#### Manager

RHB Asset Management Sdn Bhd

#### Trustee

HSBC (Malaysia) Trustee Berhad

#### Fund Category/Type

Money Market fund/ Income

#### Launch Date

20 January 2006

#### Base Currency

RM

#### Financial Year End

31 December

#### Minimum Initial Investment

RM100.00

#### Minimum Additional Investment

RM100.00

#### Benchmark

Interbank Overnight Deposit Rates as published by Bank Negara Malaysia

#### Sales Charge\*

None

#### Redemption Charge\*

None

#### Annual Management Fee\*

0.50% per annum of NAV

#### Annual Trustee Fee\*

Up to 0.05% per annum of NAV

#### Distribution Policy

Annually, if any

#### Bloomberg Ticker

RM OSKUOMM:MK

#### ISIN Code

RM MYU9900AB008

### FUND OVERVIEW

This Fund aims to provide investors with a high level of liquidity<sup>^</sup> whilst providing reasonable returns by investing in low risk investments.

Note: <sup>^</sup>Redemption monies of the Fund will generally be paid the day following the next business day after receipt by the Manager of request to repurchase.

#### The Fund's asset allocation is as follows:

- 90% to 100% of Net Asset Value (NAV): Investments in debt securities, money market instruments and placements of deposits ("Permitted Investments") with financial institutions which have a remaining maturity period of not more than 397 days;
- 0% to 10% of NAV: Investments in debt securities, money market instruments and placements of deposits with financial institutions which have a remaining maturity period of more than 397 days but less than 732 days.

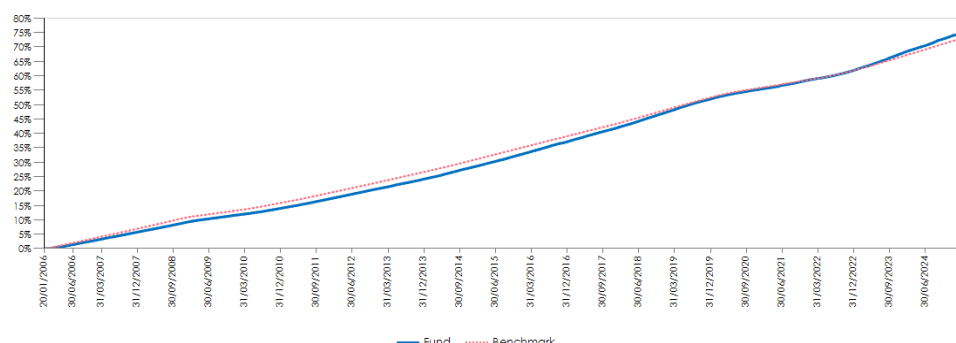
#### The Fund is suitable for investors who:

- Require a high level of liquidity, are conservative, seek capital preservation;
- seek reasonable returns that commensurate with the low risks and prefer a short term investment horizon.

### FUND PERFORMANCE

#### Performance Chart Since Launch In Base Currency<sup>1</sup>

% Growth, TR Def,ExD,Def,MYR 20/01/2006 To 31/03/2025



#### Cumulative Performance In Base Currency (%)<sup>1</sup>

	1 Month	3 Months	6 Months	YTD	1 Year	3 Years	Since Launch
Fund	0.14	0.53	1.34	0.53	3.12	9.66	74.50
Benchmark	0.26	0.74	1.51	0.74	3.05	8.73	73.05

#### Annualised Performance In Base Currency (%)<sup>1</sup>

	3 Years	5 Years	10 Years	Since Launch
Fund	3.12	2.66	3.04	2.94
Benchmark	2.83	2.42	2.77	2.90

#### Calendar Year Performance In Base Currency (%)<sup>1</sup>

	2024	2023	2022	2021	2020
Fund	3.45	3.62	2.24	2.00	2.18
Benchmark	3.06	2.95	2.17	1.75	2.13

### HISTORICAL DISTRIBUTIONS (YEARLY)

	Net Distributions (Sen)	Net Yield (%)
Total for Financial Year Ended 2024	2.5000	2.41
26 December 2024	2.5000	2.41
26 December 2023	3.5000	3.38
28 December 2022	1.4000	1.37
23 December 2021	1.4000	1.38
23 December 2020	2.3000	2.26

\*All fees and charges payable to the Manager and the Trustee are subject to any applicable taxes and/or duties and at such rate as may be imposed by the government from time to time.

Note: Any bank charges imposed by the relevant banks/ financial institutions will be borne by the Unit Holders.



# RHB MONEY MARKET FUND

## APRIL 2025 FUND FACTSHEET

All data expressed as at 31 March 2025  
unless otherwise stated



FUND PORTFOLIO ANALYSIS			
	1 Month	12 Months	Since Launch
Highest NAV	1.0356	1.0544	1.0573
Lowest NAV	1.0342	1.0287	1.0000
NAV Per Unit	RM 1.0356		
Fund Size (Million)	RM 117.59		
Units in Circulation (Million)	113.52		

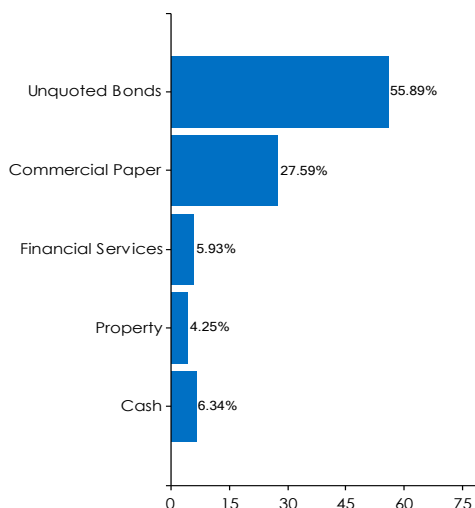
### TOP 5 HOLDINGS <sup>2</sup>

STSSB ICP 489/2025 90D (24/04/2025)	11.03%
BERMAZ AUTO CP (25/09/2025)	8.34%
WCT IMTN** 5.350% (22/12/2025) (SERIES 19)	7.66%
EDRA ENERGY 5.82% (04/07/2025)	6.84%
SABAH 4.55 (08/15/2025)	5.96%

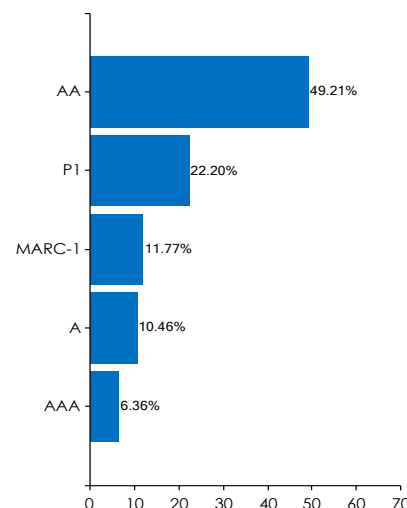
### DURATION PROFILE

0-3 months	27.19%
3-6 months	45.91%
6-12 months	20.09%
>12 months	6.81%

### SECTOR ALLOCATION <sup>2</sup>



### CREDIT PROFILE <sup>2</sup>



<sup>1</sup>Source: Lipper IM. Past performance is not indicative of future performance. Investment involves risks and investor should conduct their own assessment before investing and seek professional advice, where necessary.

<sup>2</sup>As percentage of NAV. \*\*IMTN - Islamic Middle Term Note.

### DISCLAIMER

Based on the fund's portfolio returns as at 10 March 2025, the Volatility Factor (VF) for this fund is 0.2 and is classified as "Very Low" (source: Lipper). "Very Low" includes funds with VF that are above 0.0 but not more than 4.9 (source: Lipper). The VF means there is a possibility for the fund in generating an upside return or downside return around this VF. The Volatility Class (VC) is assigned by Lipper based on quintile ranks of VF for qualified funds. VF is subject to monthly revision. The fund's portfolio may have changed since this date and there is no guarantee that the fund will continue to have the same VF or VC in the future. Presently, only funds launched in the market for at least 36 months will display the VF and its VC.

A Product Highlights Sheet ("PHS") highlighting the key features and risks of the Fund is available and investors have the right to request for a PHS. Investors are advised to obtain, read and understand the contents of the PHS and Prospectus dated 3 August 2017 and its supplementary(ies) (if any) ("collectively known as the Prospectus") before investing. The Prospectus has been registered with the Securities Commission Malaysia ("SC") who takes no responsibility for its contents. The SC's approval or authorization, or the registration of the Prospectus should not be taken to indicate that the SC has recommended or endorsed the fund. Amongst others, investors should consider the fees and charges involved. Investors should also note that the price of units and distributions payable, if any, may go down as well as up. Where a distribution is declared, investors are advised that following the issue of additional units/distribution, the NAV per unit will be reduced from cum-distribution NAV to ex-distribution NAV. Any issue of units to which the Prospectus relates will only be made on receipt of a form of application referred to in the Prospectus. For more details, please call 1-800-88-3175 for a copy of the PHS and the Prospectus or collect one from any of our branches or authorised distributors. Investors are advised that investments are subject to investment risk and that there can be no guarantee that any investment objectives will be achieved. Investors should conduct their own assessment before investing and seek professional advice, where necessary and should not make an investment decision solely based on this Fund Factsheet.

The Manager wishes to highlight the specific risks of the Fund are interest rate risk, credit/default risk and inflation/purchasing power risk. These risks and other general risks are elaborated in the Prospectus.

This Fund Factsheet is prepared for information purposes only. It does not have regard to the specific investment objectives, financial situation and the particular needs of any specific person who may receive it. Past performance is not necessarily a guide to future performance. Returns may vary from year to year.

This Fund Factsheet has not been reviewed by the SC.



RHB Asset Management Sdn Bhd 198801007231 (174588-X)