

RHB SMALL CAP OPPORTUNITY UNIT TRUST

MAY 2025 FUND FACTSHEET

All data expressed as at 30 April 2025
unless otherwise stated



FUND INFORMATION

Manager

RHB Asset Management Sdn Bhd

Trustee

HSBC (Malaysia) Trustee Berhad

Fund Category/Type

Equity Fund (Small-cap Fund)/ Growth

Launch Date

20 April 1998

Base Currency

RM

Financial Year End

31 December

Minimum Initial Investment

RM100.00

Minimum Additional Investment

RM100.00

Benchmark

FBM Small Cap Index

Sales Charge*

Up to 6.38% of investment amount

Redemption Charge*

None

Annual Management Fee*

1.50% per annum of NAV

Annual Trustee Fee*

Up to 0.07% per annum of NAV

Distribution Policy

Annually, if any and will be reinvested.

Bloomberg Ticker

RM OSKSCOI:MK

ISIN Code

RM MYU9900BB006

*All fees and charges payable to the Manager and the Trustee are subject to any applicable taxes and/or duties and at such rate as may be imposed by the government from time to time.

Note: Any bank charges imposed by the relevant banks/ financial institutions will be borne by the Unit Holders.

FUND OVERVIEW

This Fund aims to achieve long-term[^] capital growth by investing in small capitalisation companies. Note:[^]"long-term" in this context refers to a period of between 5 to 7 years.

The Fund's asset allocation is as follows:

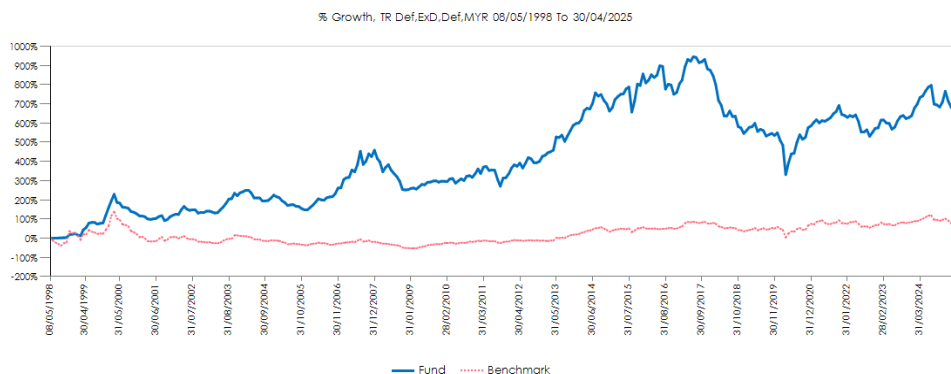
- 70% to 95% of Net Asset Value (NAV): Investments in securities of small capitalisation companies (small market capitalisation means companies with market capitalisation of up to RM5 billion (or its equivalent in foreign currencies) at the point of acquisition or such other prevailing market value as may be determined by the Manager from time to time);
- the balance of the NAV shall be invested in liquid assets including money market instruments, deposits and collective investment schemes investing in money market instrument and deposits.

The Fund is suitable for investors who:

- Are fairly aggressive investors; and
- are willing to accept higher risk in order to obtain higher growth of their capital over a long-term period.

FUND PERFORMANCE

Performance Chart Since Launch In Base Currency¹



Benchmark: Effective from 12 April 2019, the performance of this Fund is benchmarked against the FBM Small Cap Index. Prior to 12 April 2019, the performance of the Fund is benchmarked against the FBM Fledging Index.

Cumulative Performance In Base Currency (%)¹

	1 Month	3 Months	6 Months	YTD	1 Year	3 Years	Since Launch
Fund	-3.34	-9.84	-6.09	-14.98	-12.54	-0.89	635.97
Benchmark	-1.57	-10.07	-9.55	-14.64	-14.27	-8.58	73.22

Annualised Performance In Base Currency (%)¹

	3 Years	5 Years	10 Years	Since Launch
Fund	-0.30	8.40	-1.43	7.67
Benchmark	-2.94	6.73	1.43	2.06

Calendar Year Performance In Base Currency (%)¹

	2024	2023	2022	2021	2020
Fund	17.29	9.32	-8.76	7.97	5.51
Benchmark	9.85	9.57	-5.30	1.25	9.89

HISTORICAL DISTRIBUTIONS (YEARLY)

	Net Distributions (Sen)	Net Yield (%)
Total for Financial Year Ended 2024	N/A	N/A
20 December 2017	8.1000	7.80
28 December 2016	9.6000	8.99
16 December 2015	14.1500	12.83



RHB SMALL CAP OPPORTUNITY UNIT TRUST

MAY 2025 FUND FACTSHEET

All data expressed as at 30 April 2025
unless otherwise stated



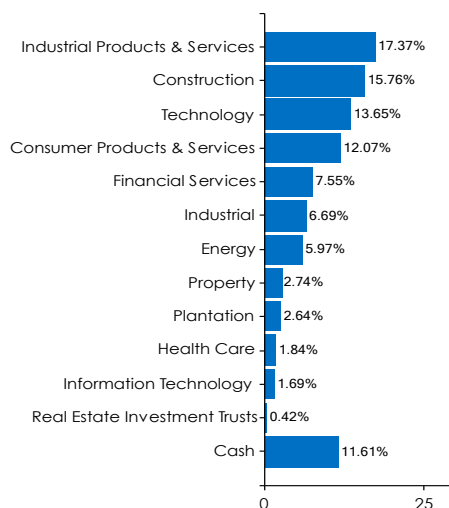
FUND PORTFOLIO ANALYSIS

	1 Month	12 Months	Since Launch
Highest NAV	0.7274	0.8901	1.3063
Lowest NAV	0.6261	0.6261	0.3617
NAV Per Unit	RM 0.7031		
Fund Size (Million)	RM 24.23		
Units in Circulation (Million)	34.46		

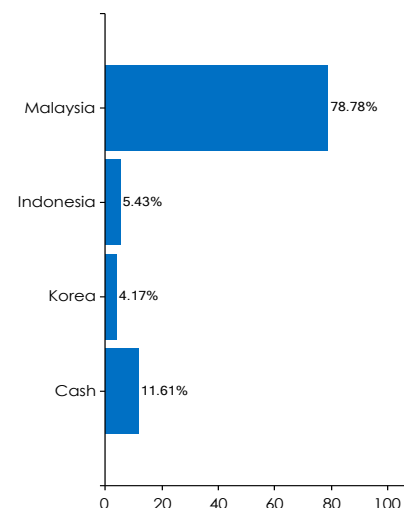
TOP 5 HOLDINGS ²

AME ELITE CONSORTIUM BHD	5.53%
ALLIANCE BANK MALAYSIA BHD	5.38%
KERJAYA PROSPEK GROUP BHD	4.84%
SOLARVEST HOLDINGS BHD	3.97%
MYNEWS HOLDINGS BHD	3.64%

SECTOR ALLOCATION ²



COUNTRY ALLOCATION ²



¹Source: Lipper IM. Past performance is not indicative of future performance. Investment involves risks and investor should conduct their own assessment before investing and seek professional advice, where necessary.

²As percentage of NAV.

DISCLAIMER

Based on the fund's portfolio returns as at 10 April 2025, the Volatility Factor (VF) for this fund is 13.6 and is classified as "High" (source: Lipper). "High" includes funds with VF that are above 12.1 but not more than 16.5 (source: Lipper). The VF means there is a possibility for the fund in generating an upside return or downside return around this VF. The Volatility Class (VC) is assigned by Lipper based on quintile ranks of VF for qualified funds. VF is subject to monthly revision. The fund's portfolio may have changed since this date and there is no guarantee that the fund will continue to have the same VF or VC in the future. Presently, only funds launched in the market for at least 36 months will display the VF and its VC.

A Product Highlights Sheet ("PHS") highlighting the key features and risks of the Fund is available and investors have the right to request for a PHS. Investors are advised to obtain, read and understand the contents of the PHS and Master Prospectus dated 3 August 2017 and its supplementary(ies) (if any) ("collectively known as the Master Prospectus") before investing. The Master Prospectus has been registered with the Securities Commission Malaysia ("SC") who takes no responsibility for its contents. The SC's approval or authorization, or the registration of the Master Prospectus should not be taken to indicate that the SC has recommended or endorsed the fund. Amongst others, investors should consider the fees and charges involved. Investors should also note that the price of units and distributions payable, if any, may go down as well as up. Where a distribution is declared, investors are advised that following the issue of additional units/distribution, the NAV per unit will be reduced from cum-distribution NAV to ex-distribution NAV. Any issue of units to which the Master Prospectus relates will only be made on receipt of a form of application referred to in the Master Prospectus. For more details, please call 1-800-88-3175 for a copy of the PHS and the Master Prospectus or collect one from any of our branches or authorised distributors. Investors are advised that investments are subject to investment risk and that there can be no guarantee that any investment objectives will be achieved. Investors should conduct their own assessment before investing and seek professional advice, where necessary and should not make an investment decision solely based on this Fund Factsheet.

The Manager wishes to highlight the specific risks of the Fund are market risk, particular securities risk, currency risk and country risk. These risks and other general risks are elaborated in the Master Prospectus.

This Fund Factsheet is prepared for information purposes only. It does not have regard to the specific investment objectives, financial situation and the particular needs of any specific person who may receive it. Past performance is not necessarily a guide to future performance. Returns may vary from year to year.

This Fund Factsheet has not been reviewed by the SC.

