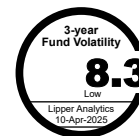


# MY FOCUS FUND

## APRIL 2025



ALL DATA AS AT 31 MARCH 2025 UNLESS OTHERWISE STATED

### FUND INFORMATION

Launch Date: 1 March 2011

Fund Category/Fund Type: Equity/growth

Fund Size: RM180,548,380.85

Initial Offer Price: 0.5000

NAV per Unit: RM0.9472

EPF Investment Scheme: Yes

ISIN No: MYU940000AQ7

### FEES, CHARGES AND EXPENSES

Annual Management Fee:

Up to 1.50% of the NAV per annum

Annual Trustee Fee:

Up to 0.08% of the NAV per annum subject to a minimum of RM 18,000 per annum

Sales Charge:

Direct: Up to 5.00% of the NAV per Unit

EPF:

e-PPA: 3.0% of the NAV per Unit

i-Invest: 0.5% of NAV per Unit

Redemption charge: Nil

Redemption Payment Period: Seven (7) business days

### TRANSACTION DETAILS

Minimum Initial Investment:

Lump Sum: RM1000\*

Regular Investment: RM100\*

Minimum Additional Investment:

Lump Sum &amp; Regular Investment: RM100\*

\* The Manager reserves the right to change the minimum amounts stipulated above from time to time

### DISTRIBUTIONS

Income Distribution Policy: Incidental

Fund NAV:

	NAV	Date
52-Week High	1.0612	20-09-2024
52-Week Low	0.9227	12-03-2025

### FUND MANAGER

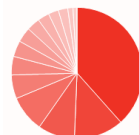
Eastspring Investments Berhad

Eastspring Investments Berhad 200001028634 (531241-U)  
Level 22, Menara Prudential,  
Persiaran TRX Barat,  
55188 Tun Razak Exchange,  
Kuala Lumpur  
Tel: 603 - 2778 3888  
E-mail: cs.my@eastspring.com  
Web: www.eastspring.com/my

### FUND OBJECTIVE

The Fund seeks to provide investors with capital appreciation in the medium to long-term with an opportunity for income, if any.

### ASSET ALLOCATION\*



1. Banking & Finance	38.41%	9. Manufacturing	3.25%
2. Telecommunication	12.24%	10. Property	2.87%
3. Power / Utilities	9.09%	11. Gaming	2.52%
4. Conglomerate	8.97%	12. Plantation / Natural Resources	2.32%
5. Technology	5.84%	13. Building Materials	1.29%
6. Transportation	4.57%	14. Health Care	0.97%
7. Cash & cash equivalents	3.95%	15. Construction	0.03%
8. Consumer	3.68%		

\* as percentage of NAV.

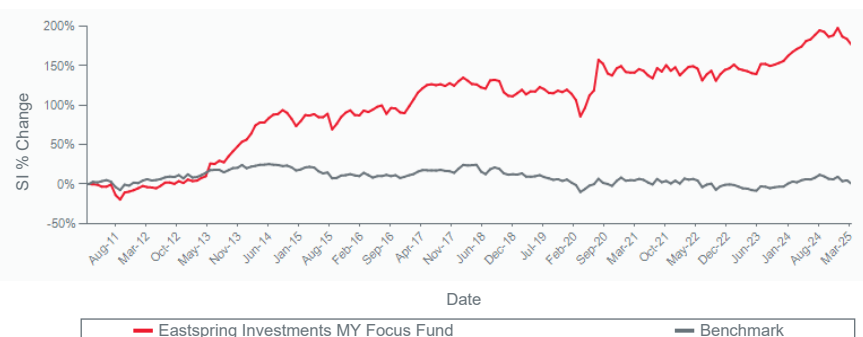
### TOP HOLDINGS\*

1. Public Bank Berhad	9.35%	4. CIMB Group Holdings Berhad	9.05%
2. Malayan Banking Berhad	9.32%	5. Celcomdigi Berhad	5.72%
3. Tenaga Nasional Berhad	9.09%		

\* as percentage of NAV.

### FUND PERFORMANCE

Eastspring Investments MY Focus Fund - Since Inception (SI) Return Vs Benchmark



The performance is calculated on NAV-to-NAV basis with gross income or dividend reinvested

Source: Lipper for Investment Management. Past performance is not necessarily indicative of future performance.

### PERFORMANCE TABLE

	1 month	6 months	YTD	1 year	3 years	5 years	10 years	Since Inception
Fund	-2.41%	-5.40%	-6.99%	2.12%	11.45%	49.21%	48.38%	177.18%
Benchmark *	-3.88%	-8.20%	-7.84%	-1.46%	-4.64%	12.05%	-17.32%	0.76%
Lipper Ranking	31 of 55	29 of 55	13 of 55	23 of 55	19 of 54	29 of 50	13 of 47	n.a.

Lipper Fund Category: Equity Malaysia

\*Financial Times Stock Exchange Bursa Malaysia Kuala Lumpur Composite Index (FBMKLCI)

Fund performance and Lipper ranking are sourced from Lipper for Investment Management and the benchmark is from www.bursamalaysia.com, 31 March 2025. Performance is calculated on a Net Asset Value ("NAV") to NAV basis with gross income or dividend reinvested. Past performance is not necessarily indicative of future performance.

### LIPPER LEADERS RATING (OVERALL)

Total Return	Consistent Return	Preservation	Lipper Leaders Key
④	④	⑤	Lowest ① Highest ⑤

The Lipper Leaders Ratings System is a set of tools that guide investors and their advisors to select funds that suit individual investment styles and goals. It uses investors-centred criteria to deliver a simple, clear description of a fund's success in meeting certain goals, such as preserving capital or building wealth through consistent strong returns.

Lipper Leader ratings are derived from highly sophisticated formulas that analyse funds against clearly defined criteria. Each fund is ranked against its peers based on the metric used (such as Total Return or Expense), and then the top 20% of funds in that ranking receive the Lipper Leader designation. Lipper Leaders measures are not predictive of future performance, but they do provide context and perspective for making knowledgeable fund investment decisions.



A Prudential plc company 

# MY FOCUS FUND APRIL 2025

ALL DATA AS AT 31 MARCH 2025 UNLESS OTHERWISE STATED

## FUND MANAGER'S COMMENTARY

Malaysian equity markets corrected in March as foreign outflows continued, the 6th consecutive month of net foreign outflow since Oct 2024, we have had foreign investors selling net RM17.7b. YTD 2025 foreign investors have sold RM10b in equities so far. Investor sentiment was overall weak for the month given the ongoing policy announcements by US President Trump, the rhetoric on retaliatory tariffs, and the devastating 7.7 earthquake that hit Myanmar, but the effects were felt as far out as Bangkok Thailand. During the month Bank Negara released their annual report for 2024, keeping to their GDP forecast of 4.5-5.5% for 2025. Global growth forecast was at 2.8-3.3% with potential headwinds from severe trade restrictions, escalation in geopolitical conflicts and tighter financial conditions.

The KLCI closed the month at 1,513.65, down 3.88% mom. The FBM Small Cap index declined 2.13% for the month, outperforming the KLCI. The best performing sectors were Oil & Gas (+0.5%) and Utilities (+0.2%). The worst performing sectors were Telecommunications (-6.4%) and Finance (-4.9%). Average value traded on Bursa in March was RM2863m higher by 14% mom.

## OTHER INFORMATION ABOUT THE FUND

Year	2020	2021	2022	2023	2024
Annual Fund Performance (%)	13.64	-0.62	-0.53	3.74	16.38
Annual Benchmark Performance (%)	2.42	-3.67	-4.60	-2.73	12.90
Date/Distribution (RM)	17 Dec, 0.0427	20 Dec, 0.0351	16 Dec, 0.0418	15 Dec, 0.0461	16 Dec, 0.0465
Distribution Yield (%)	3.86	3.56	4.35	4.80	4.43

Source: Distribution and Distribution Yield are sourced from the fund's Annual Report. Fund and Benchmark for current year are based on Year to Date (YTD) figures which is sourced from Lipper for Investment Management. Past performance is not necessarily indicative of future performance.

## IMPORTANT INFORMATION

Based on the Fund's portfolio returns as at 31 March 2025, the Volatility Factor (VF) for this Fund is 8.3 and is classified as "Low" (Source: Lipper). "Low" generally includes funds with VF that are higher than 4.99 but not more than 9.215. The VF means that there is a possibility for the Fund in generating an upside return or downside return around this VF. The Volatility Class (VC) is assigned by Lipper based on quintile ranks of VF for qualified funds. VF is subject to monthly revision. The VF for the Fund may be higher or lower than the VC, depending on the market conditions. The Fund's portfolio may have changed since this date and there is no guarantee that the Fund will continue to have the same VF or VC in the future. Presently, only funds launched in the market for at least 36 months will display the VF and its VC.

Investors are advised to read and understand the contents of the Eastspring Investments Master Prospectus dated 15 July 2017, the Eastspring Investments First Supplementary Master Prospectus dated 2 February 2018, the Eastspring Investments Second Supplementary Master Prospectus dated 31 October 2018, the Eastspring Investments Third Supplementary Master Prospectus dated 2 January 2019, the Eastspring Investments Fourth Supplementary Master Prospectus dated 1 August 2019, the Eastspring Investments Fifth Supplementary Master Prospectus dated 1 October 2020, the Eastspring Investments Sixth Supplementary Master Prospectus dated 15 December 2021, the Eastspring Investments Seventh Supplementary Master Prospectus dated 30 December 2022, the Eastspring Investments Eighth Supplementary Master Prospectus is dated 2 February 2024 (collectively, the "Prospectuses"), as well as the Fund's Product Highlights Sheet ("PHS") before investing. The Prospectuses and PHS are available at offices of Eastspring Investments Berhad or its authorised distributors and investors have the right to request for a copy of the Prospectuses and PHS.

This advertisement has not been reviewed by the Securities Commission Malaysia ("SC"). The Prospectuses have been registered with the SC who takes no responsibility for its contents. The registration of Prospectuses with the SC does not amount to nor indicate that the SC has recommended or endorsed the product. Units will only be issued upon receipt of the application form accompanying the Prospectuses. Past performance of the Fund is not an indication of the Fund's future performance. Unit prices and distribution payable, if any, may go down as well as up. Where a unit split/distribution is declared, investors are advised that following the issue of additional units/distribution, the Net Asset Value ("NAV") per unit will be reduced from pre-unit split NAV/cum-distribution NAV to post-unit split NAV/ex-distribution NAV. Where a unit split is declared, investors are advised that the value of their investment in Malaysian Ringgit will remain unchanged after the issue of the additional units. Investments in the Fund are exposed to security risk, concentration risk, credit or default risk and interest rate risk. Investors are advised to consider these risks and other general risks as elaborated in the Prospectuses as well as fees, charges and expenses involved before investing. Investors may also wish to seek advice from a professional adviser before making a commitment to invest in units of any of our funds.

Eastspring Investments is an ultimately wholly owned subsidiary of Prudential plc. Prudential plc, is incorporated and registered in England and Wales. Registered office: 1 Angel Court, London EC2R 7AG. Registered number 1397169. Prudential plc is a holding company, some of whose subsidiaries are authorized and regulated, as applicable, by the Hong Kong Insurance Authority and other regulatory authorities. Prudential plc is not affiliated in any manner with Prudential Financial, Inc., a company whose principal place of business is in the United States of America or with the Prudential Assurance Company Limited, a subsidiary of M&G plc. A company incorporated in the United Kingdom.