

PMB SHARIAH PREMIER FUND

ANNUAL REPORT FOR THE
FINANCIAL YEAR ENDED
31 AUGUST 2024

Dear Unitholder,

MOVING TOWARDS ELECTRONIC COMMUNICATION.

We wish to inform that you have been automatically enrolled to receive funds' reports via electronic medium effective 31 March 2018. You will receive a notification by SMS/email when the funds' report is ready for download on our website at www.pmbinvestment.com.my. Please note that the report will be available to view and download from our website until next financial report. Please inform us in writing if you do not wish to receive the documents electronically.

Should you have any queries or need further clarification, please do not hesitate to contact our Clients Service Units at 03-4145 3900 or email at clients@pelaburanmara.com.my.

Thank you.

CORPORATE INFORMATION

MANAGER

PMB INVESTMENT BERHAD

(A member of Pelaburan MARA Berhad)

HEAD OFFICE

2nd Floor, Wisma PMB,
No.1A, Jalan Lumut,
50400 Kuala Lumpur.
Tel: (03) 4145 3800 Fax: (03) 41453901
E-mail: clients@pelaburanmara.com.my
Website: www.pmbinvestment.com.my

BOARD OF DIRECTORS

Datuk Mohd Idzwan Izuddin bin Ab Rahman (Appointed on 30 September 2024)

Mansoor bin Ahmad

Mohd Sabri bin Ramly

Mahani binti Ibrahim (Effective until 16 August 2024)

Mahdzir bin Othman

YM Tengku Umizar binti YM Tengku Ubaidillah

Nik Mohamed Zaki bin Nik Yusoff

Mohd Halmishahril bin Ahmad Jamir

CHIEF EXECUTIVE OFFICER

Mahani binti Ibrahim (Effective until 16 August 2024)

COMPANY SECRETARIES

Mohd Shah Bin Hashim (BC/M/148)

INVESTMENT COMMITTEE MEMBERS

Mansoor bin Ahmad

Nik Mohamed Zaki bin Nik Yusoff

Mahdzir bin Othman

Prof. Dr. Mohamed Aslam bin Mohamed Haneef

Rahimi bin Ramli

TRUSTEE

AMANAHRAYA TRUSTEES BHD

SHARIAH ADVISER

BIMB SECURITIES SDN BHD

AUDITORS

MESSRS AL JAFREE SALIHIN KUZAIMI PLT (ASK)

TABLE OF CONTENTS

1.	FUND INFORMATION	4
2.	FUND PERFORMANCE DATA	5
3.	MANAGER'S REPORT	7
4.	LAPORAN PENGURUS	14
5.	TRUSTEE'S REPORT	22
6.	SHARIAH ADVISER'S REPORT	23
7.	STATEMENT BY MANAGER	24
8.	AUDITOR'S REPORT	25
9.	FINANCIAL STATEMENT	29
10.	BUSINESS INFORMATION NETWORK	57
11.	INFORMATION OF CUSTOMER SERVICE	60
12.	INVESTOR PROFILE UPDATE FORM	61

FUND INFORMATION

1.1 FUND NAME

PMB SHARIAH PREMIER FUND – PMB SPF (“FUND”).

1.2 FUND CATEGORY/TYPE

Equity (Shariah-compliant)/Growth.

1.3 FUND INVESTMENT OBJECTIVE

To achieve capital growth over the medium to long term period through investment in any of the 50 largest Shariah-compliant stocks by market capitalisation (at the time of purchase) listed on the Bursa Malaysia.

1.4 FUND PERFORMANCE BENCHMARK

FTSE Bursa Malaysia EMAS Shariah Index (FBMSHA).

1.5 FUND DISTRIBUTION POLICY

The distribution is incidental. The distribution of income, if any, will be made in the form of cash or additional units.

2. FUND PERFORMANCE DATA

2.1 PORTFOLIO COMPOSITION

SECTOR	31 AUGUST		
	2024	2023	2022
Quoted Shariah-Compliant Equities	%	%	%
Consumer Products & Services	4.12	13.69	14.60
Industrial Products & Services	22.02	13.83	26.43
Construction	16.68	5.30	4.44
Properties	20.10	8.97	-
Plantation	5.75	4.36	13.68
Financial Services	-	5.04	-
Technology	4.96	-	5.96
Energy	4.60	-	-
Healthcare	14.55	4.20	4.77
Telecommunication & Media	4.19	14.09	9.48
Transportation & Logistic	-	8.05	0.40
Utilities	5.18	14.36	9.58
Islamic Real Estate Investment Trust (REIT)	-	-	4.65
Islamic Deposit / Cash / etc	(2.15)	8.11	6.01
Total	100.00	100.00	100.00

2.2 PERFORMANCE DETAILS

		31 August		
		2024	2023	2022
Net Asset Value (NAV) - xD	(RM'000)	101,679	117,186	115,872
Unit in circulation	('000)	267,710	372,375	374,585
NAV per unit - xD	(RM)	0.3798	0.3147	0.3093
NAV per unit - xD				
: <i>Highest</i>	(RM)	0.4420	0.3228	0.4052
: <i>Lowest</i>	(RM)	0.3053	0.2925	0.2872
Total Return *	(%)	26.86	1.75	(19.35)
- Capital Growth *	(%)	20.69	1.75	(19.35)
- Income Return	(%)	6.17	-	-
Gross Distribution per unit	(sen)	1.83	-	-
Net Distribution per unit	(sen)	1.83	-	-
Total Expense Ratio (TER) ¹	(%)	1.57	1.57	1.57
Portfolio Turnover Ratio (PTR) ²	(times)	1.32	1.07	1.15

* Source: Lipper

[^] Distribution is in the form of units

Past performance is not necessarily indicative of future performance, unit prices and investment returns may fluctuate.

2.2 PERFORMANCE DETAILS (CONT.)

- 1 The TER for the financial year ended 31 August 2024 was unchanged at 1.57% as compared with the previous year's corresponding period as the drop in average Fund size of 0.69% was almost at the same quantum as the 1.81% increase in total expenses.
- 2 The PTR for the financial year ended 31 August 2024 went up to 1.32 times from 1.07 times in the previous year's corresponding period due to a 0.69% drop in average Fund size and no change in average sales and purchase activities.

* AVERAGE TOTAL RETURN (31 AUGUST)			
	1-year	3-year	5-year
PMB SPF	26.86%	1.35%	6.28%
FBMSHA	12.51%	(1.23%)	0.62%

* ANNUAL TOTAL RETURN (31 AUGUST)					
	2024	2023	2022	2021	2020
PMB SPF	26.86%	1.75%	(19.35%)	1.42%	28.49%
FBMSHA	12.51%	0.99%	(15.19%)	(3.16%)	10.53%

* Source: Lipper

Past performance is not necessarily indicative of future performance, unit prices and investment returns may fluctuate.

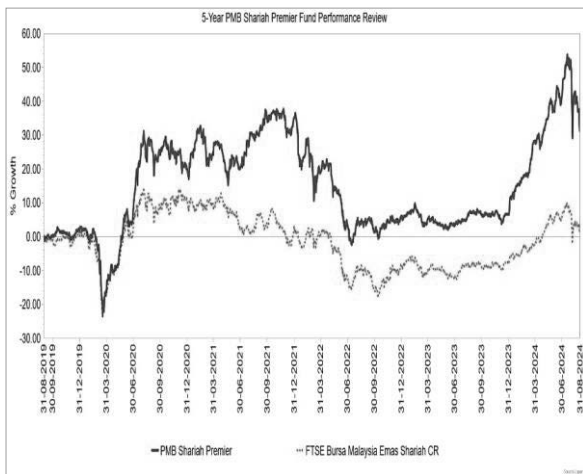
3. MANAGER'S REPORT

We are pleased to present the Manager's report of PMB SPF for the financial year ended 31 August 2024 (1 September 2023 until 31 August 2024).

3.1 FUND PERFORMANCE

PMB SPF has met its objective, over the medium to long term period. Fund's return for the 10, 5 and 3-year period registered a total return of 73.30%, 35.66% and 4.10% respectively. For the 1-year financial year, the Fund's return rose 26.86%.

The Fund's performance measured against benchmark for 5-year financial year ended 31 August 2024 is as follows:-



For the 5-year financial year ended 31 August 2024, the Fund's NAV/unit registered a gain of 35.66%. In comparison, its benchmark increased by 3.14%.

For the financial year ended 31 August 2024, NAV/unit increased by RM0.0755 or 26.86% to RM0.3902 (cD) from RM0.3147 (xD) as at 31 August 2023.

3.2 INCOME DISTRIBUTION/UNIT SPLIT

The Fund has declared an income distribution twice, i.e. interim income distribution of 0.79 sen (net) per unit on 29 February 2024 and final income distribution of 1.04 sen (net) per unit for the financial period ended 31 August 2024. Both distributions were declared in the form of new unit. No unit split was declared during the financial year ended 31 August 2024.

3.3 POLICY AND INVESTMENT STRATEGY

The focus is on Shariah-compliant equities of top 50 Shariah-compliant companies in terms of market capitalisation, maximum 30% of its NAV in the next Shariah-compliant equities of top 25 largest Shariah-compliant companies. Shariah-compliant equity exposure of minimum 70% to maximum 99.5%.

Throughout the financial year ended 31 August 2024, the Fund Manager executed buy and sell activities for the Fund based on relative strength analysis. The Shariah-compliant equity exposure of the Fund was maintained between 70% and 95% throughout the 1-year financial year

3.4 CROSS TRADE

No cross-trade transactions have been carried out during the reported year.

3.5 SECURITIES FINANCING TRANSACTIONS

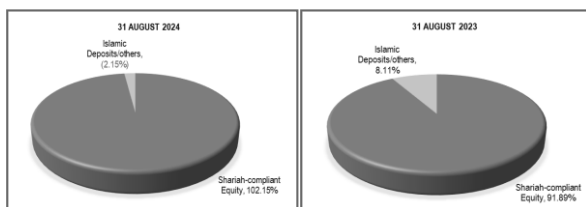
PMB SPF has not undertaken any securities lending or repurchase transactions during the financial year under review.

3.6 ASSET ALLOCATION OF THE FUND

Comparison of investment components based on NAV is as follows: -

ASSET ALLOCATION				
	31 Aug 2024 (%)	31 Aug 2023 (%)	Change (%)	Investment Exposure Average (%)
Shariah-compliant Equity	102.15	91.89	10.26	97.02
Islamic Deposits/ cash/ others	(2.15)	8.11	(10.26)	2.98

As at 31 August 2024, 102.15% of the Fund's NAV was invested in Shariah-compliant equity market.



3.7 EQUITY MARKET REVIEW

For the financial year ended 31 August 2024, the main benchmark for the Malaysian Shariah-compliant equity, FBMSHA, appreciated by 1,366.03 points or 12.51% to 12,286.67 while the main benchmark for Malaysian stock market, FBMKLCI, gained by 226.86 points or 15.62% to 1,678.80.

During that year, the FBMSHA recorded its highest level of 13,086.92 on 17 July 2024 and its lowest of 10,728.06 on 7 December 2023. Meanwhile, FBMKLCI posted its highest level of 1,678.80 on 30 August 2024 while the lowest level of 1,415.60 was recorded on 5 October 2023. The movement range for the FBMSHA during the stipulated financial period was 2,358.86 points as compared to 1,720.99 points during the same period in the previous year.

In September, the FBMKLCI lost 27.77 points, or 1.9%, month-on-month (MoM), but gained 3.5% (+48.26 points) quarter-on-quarter (QoQ) to close at 1,424.17 points. The local market ended in negative territory as investors continued to fret about Fed's hawkish pause, surging Treasury yields and dollar index, and a looming US government shutdown. Sentiment was also dampened by heightened concerns over China's property crisis and growing pessimism over an economic recovery in the country. Locally, Bank Negara Malaysia (BNM) maintained the Overnight Policy Rate (OPR) at 3.00% as widely expected and domestic investors reassessed the 12 Malaysian Plan (12MP) – Mid Term Review.

In October, the FBMKLCI gained 17.97 points, or 1.3%, MoM to close at 1,442.14 points. Sentiment dented by intensified fear over higher-for-longer US interest rate, the spike in US Treasury yield, GDP downgrade from the region and weakening Asia's manufacturing. Domestically, unencouraging economic development and foreign selling momentum added pressure on the local market. Despite the negative sentiment in the global market, FBMKLCI ended in positive territory due to buying support on the selected heavyweight counters. Prime Minister presented Budget 2024, themed "Economic Reforms, Empowering the People" in which the Malaysian economy is forecast to grow within the range of 4.0% to 5.0% next year (2023E: 4.0%). Meanwhile, the World Bank and International Monetary Fund (IMF) forecast Malaysia's real GDP to grow by 3.9% and 4.0% respectively in 2023. Both agencies expect Malaysia's GDP to grow 4.3% in 2024.

Tracking the positive performance in the global markets throughout the month and the MSCI rebalancing exercise at month-end helped the FBMKLCI gain 10.60 points, or 0.7%, MoM to close at 1,452.74 points in November. Besides, the market trended higher as foreign flows had been rising while local institutions were seeing an influx of buying flows in-line with the rise of the overall global market sentiment. The bulk of this month's gains were also due to the mostly better-than-expected US corporate earnings, more cooling October Consumer Price Index (CPI), the notion that the Fed is done raising rates and various economic data that seemed consistent with a soft-landing economic scenario in the US. Investors also digested high-level discussions between Chinese President Xi Jinping and US President Joe Biden during the APEC summit in California. Locally, the Malaysian economy grew by 3.3% in the third quarter of 2023 (2Q 2023: 2.9%), BNM maintained its OPR at 3% in its Monetary Policy Committee (MPC) meeting and a 30-day visa-free entry for travellers from China and India to Malaysia from 1 December 2023.

3.7 EQUITY MARKET REVIEW (CONTD.)

In December, the FBMKLCI was up marginally by +1.86 points or +0.1% MoM and gained 2.1% (+30.49 points) QoQ to close at 1,454.66. Year-to-date (YTD), the FBMKLCI ended 2023 lower by 2.7%. The benchmark index underwent a mild window-dressing early in the first half of the month, bolstered by the Federal Reserve's mid-December policy projections signalling a rate cut in 2024, before experiencing a seesaw trade influenced by persistent selling pressure throughout the rest of the month. Besides, the recovery attempt towards month-end failed to sustain due to the lack of continued buying interest. Meanwhile, glove counters were back in vogue with rising Covid-19 cases. In the month, the Prime Minister reshuffled the cabinet line-up and his visit to Japan attracted RM6.56 billion in potential investments.

In January 2024, the FBMKLCI was up by +58.32 points or +4.0% MoM to close at 1,512.98. The benchmark index touched the highest level since August 2022, driven by external developments such as China's potential stimulus and US economic data revived hope for a soft-landing scenario in the US. Meanwhile, domestic sentiment remained optimistic despite the continued weakness in Ringgit. However, in the middle of the month, small caps and ACE market stocks suffered losses as 13 stocks either hit limit-downs, drew unusual market activity (UMA) queries from the bourse regulator, or triggered the freezing of their intra-day short-selling (IDSS). After the sell-down, the market rebounded strongly and breached the 1,500 resistance level driven by foreign buying. On the economic matter, the IMF and World Bank expected the global economy to grow by 3.1% and 2.4%, respectively, in 2024. Meanwhile, BNM held its OPR unchanged at 3% for the fourth consecutive meeting on 24 January 2024, in line with market consensus.

In February, Bursa Malaysia had a positive month and the benchmark FBMKLCI ended at a 20-month high of 1,551.44, representing an increase of +38.46 points or +2.5% MoM. Foreign investors played a significant role in supporting the market as they became net buyers. The local bourse took its cue from the recovery rally in the US, which offered global markets some respite. Malaysia reported its GDP growth for Q4 2023 at 3.0%, and the 2023 GDP figure was +3.7% compared to +8.7% in 2022, amid lower global trade and private consumption.

In March, the FBMKLCI closed 15.37 points lower at 1,536.07 points. This represents a 1.0% decline MoM, but a 5.6% increase QoQ. Positive assessments from stockbrokers regarding Malaysian equities, supported by stronger corporate earnings and improving economic conditions, helped the market perform well in the first half of March. However, continuous profit-taking in heavyweights during the second half of the month led the market lower. The gains were also largely in response to the US Federal Open Meeting Committee (FOMC) policy announcement. The committee voted unanimously to leave the target range for the Fed funds rate unchanged at 5.25-5.50% and anticipated three rate cuts this year despite recent inflation readings coming in hotter than expected. Meanwhile, in China, President Xi Jinping pledged that Beijing would continuously improve the business environment in the country. In Malaysia, BNM forecasted a growth of 4% to 5% in 2024, supported by resilient domestic demand and an improvement in external demand. The MPC of BNM decided to maintain the OPR at 3%. BNM is also optimistic that the ringgit would appreciate towards the end of the year, driven by structural reforms and positive growth prospects.

3.7 EQUITY MARKET REVIEW (CONTD.)

The benchmark FBMKLCI index recorded a strong performance in April, rising by +39.90 points or +2.6% MoM to 1,575.97. This increase was largely attributed to a boost in sentiment over heavyweight stocks, which helped lift buying interest in equities. Most benchmarks ended in the green, with Utilities, Healthcare, and Industrial benchmarks leading the surge, offset by Finance and Construction benchmarks, which ended in the red. The sentiment was also boosted by the positive developments from the local front, including i) Preliminary data showed that Malaysia's economy grew at 3.9% year-on-year (YoY) in 1Q24 (4Q23: +3.0% YoY), ii) The IMF has revised the outlook for Malaysia's real GDP growth by a notch to 4.4% this year iii) The Prime Minister's announcement of setting up a RM3 billion "National Fund-of-Funds" to invest in high-growth companies on Bursa Malaysia and across ASEAN markets, and iv) The Employee Provident Fund (EPF) announced the creation of the Flexible Account (or Account 3) – a scheme that allows 10% of members' balances to be dedicated to unconditional withdrawal. However, gains were capped by the Middle-East tension and global economic data, especially the stubborn inflationary pressure in major economies that could delay the interest rate cuts.

After reaching its fresh three-year high of 1,632.79 (intra-day high) on 23 May 2024, the FBMKLCI faced profit-taking activities for the remaining period of May, in line with the weakness in regional markets. Still, the benchmark FBMKLCI index rose +20.71 points or +1.3% MoM to close at 1,596.78. Early in the month, the Fed's meeting eased fears of a rate hike during the year, maintaining a higher-for-longer stance as the 2% inflation target remains elusive. Domestically, the robust GDP growth (4.2% in Q1 2024), BNM MPC decided to maintain the OPR at 3%, the diesel subsidy rationalization programme, a salary hike for civil servants of more than 13% in December, allocation of RM25 billion for National Semiconductor Strategy (NSS), and slightly better financial reports from major companies helped the market to rally in May.

In June, the FBMKLCI closed at 1,590.09, dropping slightly by 6.69 points or -0.4% MoM. This drop was due to profit-taking activities and cautious market sentiment, leading to a consolidation mode in the local market as fresh positive catalysts were lacking. Investors seemingly preferred small caps as the FBM Small Cap Index surged to its highest level since 1997. On the economic front, the World Bank expected world GDP to grow at 2.6% (previously 2.4%) in 2024. The FOMC left the target range for the Fed funds rate unchanged at 5.25-5.50% and projected only one rate cuts this year. Locally, Prime Minister Datuk Seri Anwar Ibrahim announced retail prices for Grade A, B, and C eggs nationwide have been reduced by 3 sen per egg effective 17 June 2024. He also said Malaysia has set its sights on joining the BRICS group and will start the process of joining soon. Finance Minister II, Datuk Seri Amir Hamzah Azizan, announced the government had set the retail price for diesel fuel at RM3.35 per litre effective 12:00 am on Monday, 10 June 2024, at all petrol stations across Peninsular Malaysia. Meanwhile, Malaysia's manufacturing sector showed signs of recovery, with PMI exceeding 50 for the first time in 20 months. This positive trend was likely due to increasing global demand.

3.7 EQUITY MARKET REVIEW (CONTD.)

The FBKLCI climbed above 1,600 in early July and reached 1,638 (19 July), its highest level seen since March 2021, fueled by optimism over interest rate cuts after the US Federal Reserve Chairman signalled easing inflation and amid optimism over data centre and infrastructure deals. Buying momentum focused on the construction, property and logistics sectors, given the keen interest in data centres and infrastructure. Still, stocks whipsawed lower following sharp corrections on Wall Street, triggered by lower-than-expected earnings from major US technology heavyweights. Although profit-taking activities emerged in the last trading week, the FBKLCI closed at 1,625.57 for a gain of 2.2% MoM in July. Meanwhile, BNM kept the OPR unchanged at 3%, as widely expected, amid resilient economic growth and manageable inflation.

The FBKLCI closed at 1,678.80 for a gain of 53.23 points or 3.3% MoM in August. This level was the highest closing since 18 December 2020, when the index closed at 1,652.49. A positive economic outlook, robust corporate earnings, sustained buying interest in banking stocks, the ringgit appreciation, a potential US Federal Reserve pivot, and growing foreign interest supports the FBKLCI's ongoing recovery. Besides, this positive movement was underpinned by improved sentiment in regional markets and a rebound in global markets following 5 August's sell-off. On local news, Malaysia's economy expanded 5.9% YoY in Q2 of 2024, compared with an advance estimate of a 5.8% growth and a 4.2% rise in Q1 of 2024, civil servants will receive a 15% salary increase and Government Link Investment Companies (GLICs) are pledging RM120 billion in direct domestic investments over the next 5 years under the new GEAR-uP program led by Ministry of Finance (MOF).

In this volatile market sentiment, the NAV/unit increased by 26.86% within a 1-year ended 31 August 2024.

3.8 MONEY MARKET REVIEW

The MPC of BNM decided to maintain the OPR at 3.00% during its last meeting held on 11 July 2024.

The global economy continues to expand amid resilient labour markets and continued recovery in global trade. Looking ahead, global growth is expected to be sustained, as headwinds from tight monetary policy and reduced fiscal support will be cushioned by positive labour market conditions and moderating inflation. Global trade continues to strengthen as the global tech upcycle gains momentum. Global headline and core inflation continued to edge downwards in recent months with some central banks commencing monetary policy easing. The growth outlook remains subject to downside risks, mainly from further escalation of geopolitical tensions, higher-than-anticipated inflation outturns, and volatility in global financial markets.

For the Malaysian economy, the latest indicators point towards sustained strength in economic activity in the second quarter of 2024, driven by resilient domestic expenditure and better export performance. Going forward, the recovery in exports is expected to gather momentum supported by the global tech upcycle and continued strength in non-electrical and electronics goods. Tourist arrivals and spending are also poised to rise further. Continued employment and wage growth, as well as policy measures, will continue to support household spending.

3.8 MONEY MARKET REVIEW (CONTD.)

Investment activity would be supported by the ongoing progress of multi-year projects in both the private and public sectors, the implementation of catalytic initiatives under the national master plans, as well as the higher realisation of approved investments. The growth outlook is subject to downside risks from weaker-than-expected external demand and larger declines in commodity production. Meanwhile, upside risks to growth mainly emanate from greater spillover from the tech upcycle, more robust tourism activity, and faster implementation of existing and new projects.

Both headline and core inflation averaged 1.8% in the first five months of the year. As expected, inflation will trend higher in the second half of 2024, amid the recent rationalisation of diesel subsidies. Nevertheless, the increase in inflation will remain manageable given the mitigation measures to minimise the cost impact on businesses. Going forward, the upside risk to inflation would be dependent on the extent of spillover effects of further domestic policy measures on subsidies and price controls to broader price trends, as well as global commodity prices and financial market developments. For the year as a whole, headline and core inflation are expected to average within the earlier projected ranges of 2.0% - 3.5% and 2.0% - 3.0% respectively.

The ringgit continues to be primarily driven by external factors, namely expectations of major economies' monetary policy paths and ongoing geopolitical tensions. The positive impact of the coordinated initiatives by the Government and BNM with the Government-Linked Companies (GLCs) and Government-Linked Investment Companies (GLICs), and corporate engagements have continued to cushion the pressure on the ringgit. BNM will continue to manage risks arising from heightened financial market volatility. Over the medium term, domestic structural reforms will provide more enduring support to the ringgit.

At the current OPR level, the monetary policy stance remains supportive of the economy and is consistent with the current assessment of inflation and growth prospects. The MPC remains vigilant to ongoing developments to inform the assessment on the domestic inflation and growth trajectories. The MPC will ensure that the monetary policy stance remains conducive to sustainable economic growth amid price stability.

(Source: Bank Negara Malaysia's website)

3.9 INTEREST OF UNIT HOLDERS

Throughout the financial year ended 31 August 2024, there is no circumstances that materially affect any interest of the unit holders other than business transaction in accordance with the limitations imposed under the Deeds, Securities Commission's Guidelines, the Capital Markets and Services Act 2007 and other applicable laws during the financial year then ended.

3.10 SOFT COMMISSIONS AND REBATES

Throughout the financial year ended 31 August 2024, the Fund Manager received soft commission from brokers that indirectly assists in the decision-making process pertaining to the Fund's investment. The soft commission received include research, software and computer hardware related to Fund's investment and advisory services on Shariah matters. The soft commissions received were for the benefit of the Fund and there was no churning of trades.

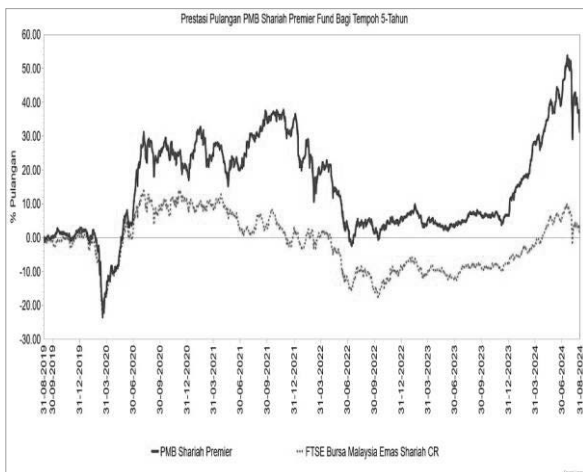
4. LAPORAN PENGURUS

Bagi tahun kewangan berakhir 31 Ogos 2024 (1 September 2023 hingga 31 Ogos 2024).

4.1 PRESTASI DANA

PMB SPF berjaya mencapai objektif untuk jangkamasa sederhana hingga panjang. Prestasi Dana bagi tempoh 10, 5 dan 3-tahun, masing-masing mencatat pulangan sebanyak 73.30%, 35.66% dan 4.10%. Bagi tempoh kewangan 1-tahun pula, pulangan Dana tumbuh 26.86%.

Prestasi Dana berbanding tanda aras bagi tempoh 5 tahun kewangan berakhir 31 Ogos 2024 adalah seperti berikut:-



Sepanjang tempoh 5-tahun kewangan berakhir 31 Ogos 2024, NAB/unit Dana meningkat sebanyak 35.66% berbanding peningkatan sebanyak 3.14% pada penanda aras.

Bagi setahun kewangan berakhir 31 Ogos 2024, NAB/unit Dana meningkat sebanyak RM0.0755 atau 26.86% kepada RM0.3902 (cD) daripada RM0.3147 (xD) pada 31 Ogos 2023.

4.2 PENGAGIHAN PENDAPATAN/TERBITAN UNIT PECAHAN

Bagi tahun kewangan berakhir 31 Ogos 2024, Dana telah mengisytiharkan pengagihan pendapatan sebanyak dua kali iaitu, pengagihan pendapatan interim pada kadar 0.79 sen/unit pada 29 Februari 2024 dan 1.04 sen/unit pada 31 Ogos 2024. Kedua-dua pengagihan diisytihar dalam bentuk unit baharu.

Tiada sebarang unit pecahan dicadangkan bagi tempoh kewangan ini.

4.3 POLISI DAN STRATEGI PELABURAN

Fokus dana adalah di kalangan ekuiti patuh Syariah oleh 50 syarikat patuh Syariah terbesar dari segi modal pasaran, maksimum 30% daripada NAB dalam mana-mana ekuiti patuh Syariah oleh 25 syarikat patuh Syariah. Pendedahan ekuiti patuh Syariah minimum 70.0% hingga maksimum 99.5%.

Bagi tahun kewangan berakhir 31 Ogos 2024, Pengurus Dana melaksanakan aktiviti penjualan dan pembelian ekuiti patuh Syariah di dalam portfolio Dana berdasarkan analisa 'relative strength'. Pendedahan ekuiti patuh Syariah Dana dikekalkan antara 70.0% dan 95.0% sepanjang tahun kewangan.

4.4 DAGANGAN SILANG

Tiada urusan dagangan silang yang dilaporkan di dalam tahun kewangan.

4.5 TRANSAKSI PEMBIAYAAN SEKURITI

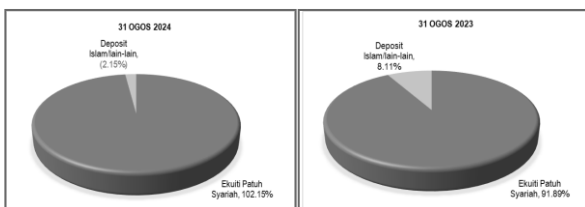
PMB SPF tidak menjalankan sebarang pinjaman sekuriti atau transaksi pembelian semula sepanjang tahun kewangan dalam tinjauan.

4.6 PERUMPUKAN ASET DANA

Pecahan seunit mengikut kelas aset adalah seperti berikut:-

PECAHAN SEUNIT MENGIKUT KELAS ASET				
	31 Ogos 2024 (%)	31 Ogos 2023 (%)	Perubahan Peratus Mata	Purata Pendedahan Pelaburan (%)
Ekuiti Patuh Syariah	102.15	91.89	10.26	97.02
Deposit Islam dan lain-lain	(2.15)	8.11	(10.26)	2.98

Pada 31 Ogos 2024, pegangan ekuiti patuh Syariah Dana ialah sebanyak 102.15%.



4.7 SUASANA BURSA SAHAM

Bagi setahun kewangan berakhir 31 Ogos 2024, penanda aras utama ekuiti patuh Syariah Malaysia iaitu FBMSHA meningkat 1,366.03 mata atau 12.51% kepada 12,286.67 manakala penanda aras utama Bursa Malaysia iaitu FBMKLCI naik 226.86 mata atau 15.62% kepada 1,678.80.

Bagi tempoh tersebut, FBMSHA mencatat paras tertinggi 13,086.92 pada 17 Julai 2024 dan paras terendah 10,728.06 pada 7 Disember 2023. Sementara itu, FBMKLCI mencatat paras tertinggi 1,678.80 pada 30 Ogos 2024 manakala paras terendah pula ialah 1,415.60 yang dicatat pada 5 Oktober 2023. Julat pergerakan FBMSHA untuk tempoh tersebut ialah 2,358.86 mata berbanding 1,720.99 mata pada tempoh yang sama tahun sebelumnya.

Pada September, FBMKLCI susut 27.77 mata, atau 1.9%, MoM, tetapi menokok 3.5% (+48.26 mata) suku ke suku (QoQ) untuk ditutup pada 1,424.17 mata. Pasaran tempatan berakhir dalam wilayah negatif apabila pelabur terus bimbang tentang pandangan hawkish Fed, peningkatan hasil Perbendaharaan dan indeks dolar, dan penutupan kerajaan AS yang semakin hampir. Sentimen juga dilemahkan oleh kebimbangan yang memuncak terhadap krisis hartanah China dan pesimisme yang semakin meningkat terhadap pemulihan ekonomi di negara itu. Di peringkat tempatan, BNM mengekalkan Kadar Dasar Semalaman (OPR) pada 3.00% seperti yang dijangkakan dan pelabur domestik menilai semula Kajian Separuh Penggal Rancangan Malaysia Ke-12 (RMK-12).

Pada Oktober, FBMKLCI menokok 17.97 mata, atau 1.3%, MoM untuk ditutup pada 1,442.14 mata. Sentimen terjejas oleh kebimbangan yang semakin meningkat terhadap kadar faedah AS yang lebih tinggi untuk tempoh yang lebih lama, lonjakan hasil Perbendaharaan AS, penurunan KDNK rantau ini dan sektor pembuatan Asia yang melemah. Di peringkat domestik, perkembangan ekonomi yang kurang menggalakkan dan momentum jualan asing menambah tekanan ke atas pasaran tempatan. Walaupun sentimen negatif dalam pasaran global, FBMKLCI berakhir di wilayah positif berikutan sokongan belian di kaunter wajaran tinggi terpilih. Perdana Menteri membentangkan Bajet 2024, bertemakan "Pembaharuan Ekonomi, Memperkasa Rakyat" di mana ekonomi Malaysia diramal berkembang dalam lingkungan 4.0% hingga 5.0% tahun depan (2023E: 4.0%). Sementara itu, Bank Dunia dan Tabung Kewangan Antarabangsa (IMF) meramalkan KDNK benar Malaysia masing-masing berkembang sebanyak 3.9% dan 4.0% pada 2023. Kedua-dua agensi menjangkakan KDNK Malaysia tumbuh 4.3% pada 2024.

Menjejaki prestasi positif dalam pasaran global sepanjang bulan dan langkah pengimbangan semula MSCI pada akhir bulan membantu FBMKLCI menokok 10.60 mata, atau 0.7%, MoM untuk ditutup pada 1,452.74 mata pada November. Selain itu, pasaran menunjukkan arah aliran lebih tinggi apabila aliran asing meningkat manakala institusi tempatan menyaksikan kemasukan aliran belian sejajar dengan peningkatan sentimen pasaran global secara keseluruhan. Sebahagian besar daripada keuntungan bulan ini juga dipacu oleh pendapatan korporat AS yang kebanyakannya lebih baik daripada jangkaan, Indeks Harga Pengguna Oktober yang lebih menyejukkan, tanggapan bahawa Fed telah selesai menaikkan kadar faedah dan pelbagai data ekonomi yang kelihatan konsisten dengan senario pendaratan ekonomi AS yang tidak mengejut.

4.7 SUASANA BURSA SAHAM (SAMB.)

Pelabur juga memantau perbincangan peringkat tinggi antara Presiden China Xi Jinping dan Presiden AS Joe Biden semasa sidang kemuncak APEC di California. Di dalam negara, ekonomi Malaysia berkembang 3.3% pada suku ketiga 2023 (S2 2023: 2.9%), BNM mengekalkan OPRnya pada 3% dalam mesyuarat Jawatankuasa Dasar Monetari (MPC) dan kemasukan tanpa visa selama 30 hari untuk pelancong dari China dan India ke Malaysia mulai 1 Disember 2023.

Pada Disember, FBMKLCI naik sedikit +1.86 mata atau +0.1% MoM dan menokok 2.1% (+30.49 mata) QoQ untuk ditutup pada 1,454.66. Untuk tempoh setahun (YTD), FBMKLCI berakhir 2023 lebih rendah sebanyak 2.7%. Indeks penanda aras mengalami perubahan sederhana pada awal separuh pertama bulan, disokong oleh unjuran dasar Rizab Persekutuan pada pertengahan Disember yang mengunjurkan pemotongan kadar faedah pada 2024, sebelum mengalami perdagangan naik-turun yang dipengaruhi oleh tekanan jualan yang berterusan sepanjang baki tempoh. Selain itu, percubaan pemulihan menjelang akhir bulan gagal dikekalkan kerana kekurangan minat belian yang berterusan. Sementara itu, kaunter sarung tangan kembali popular dengan peningkatan kes Covid-19. Pada bulan ini, Perdana Menteri merombak barisan kabinet dan lawatannya ke Jepun menarik RM6.56 bilion dalam potensi pelaburan.

Pada Januari 2024, FBMKLCI naik +58.32 mata atau +4.0% MoM untuk ditutup pada 1,512.98. Indeks penanda aras mencecah paras tertinggi semenjak Ogos 2022, dipacu oleh perkembangan luar seperti potensi rangsangan China dan data ekonomi AS menghidupkan semula harapan senario "soft landing" di AS. Sementara itu, sentimen domestik kekal optimis walaupun Ringgit terus melemah. Walau bagaimanapun, pada pertengahan bulan, saham bermodal kecil dan pasaran ACE mengalami kerugian kerana 13 saham sama ada mencecah had penurunan, menyebabkan pertanyaan aktiviti pasaran luar biasa (UMA) daripada pengawal selia bursa, atau mencetuskan penggantungan jualan singkat intra-harian mereka (IDSS). Selepas penurunan harga, pasaran melantun semula dengan kukuh dan melepasi paras rintangan 1,500 didorong oleh belian asing. Berkaitan hal ekonomi, IMF dan Bank Dunia menjangkakan ekonomi global berkembang masing-masing sebanyak 3.1% dan 2.4%, pada 2024. Sementara itu, BNM mengekalkan OPRnya tidak berubah pada 3% untuk kali keempat berturut-turut pada 24 Januari 2024, sejajar dengan konsensus pasaran.

Pada Februari, Bursa Malaysia mencatatkan kenaikan positif dan penanda aras FBMKLCI berakhir pada paras tertinggi 20 bulan pada 1,551.44, menokok +38.46 mata atau +2.5% MoM. Pelabur asing memainkan peranan penting dalam menyokong pasaran apabila mereka menjadi pembeli bersih. Bursa tempatan mengambil petunjuk daripada rali pemulihan di AS, yang turut membantu pasaran global untuk meningkat. Malaysia melaporkan pertumbuhan KDNK untuk S4 2023 pada 3.0%, dan angka tahunan KDNK 2023 ialah +3.7% berbanding +8.7% pada 2022, disebabkan perdagangan global dan penggunaan swasta yang lebih rendah.

4.7 SUASANA BURSA SAHAM (SAMB.)

Pada Mac, FBMKLCI ditutup 15.37 mata lebih rendah kepada 1,536.07 mata. Ini mewakili penurunan 1.0% MoM, tetapi peningkatan 5.6% QoQ. Penilaian positif daripada broker saham mengenai ekuiti Malaysia, disokong oleh pendapatan korporat yang lebih kukuh dan keadaan ekonomi yang bertambah baik, membantu pasaran menunjukkan prestasi yang baik pada separuh pertama bulan Mac. Walau bagaimanapun, pengambilan untung berterusan dalam saham wajaran tinggi pada separuh kedua Mac menyebabkan kemerosotan pasaran. Keuntungan dipasaran sebahagian besarnya didorong oleh tindak balas kepada pengumuman dasar Jawatankuasa Mesyuarat Terbuka Persekutuan AS (FOMC). Jawatankuasa itu mengundi sebulat suara untuk mengekalkan julat sasaran kadar dana Fed pada 5.25-5.50% dan menjangkakan tiga pemotongan kadar tahun ini walaupun bacaan inflasi lebih tinggi daripada jangkaan. Sementara itu, di China, Presiden Xi Jinping berjanji bahawa Beijing akan terus menambah baik persekitaran perniagaan di negara itu. Di Malaysia, BNM meramalkan pertumbuhan 4% hingga 5% pada 2024, disokong oleh permintaan domestik yang berdaya tahan dan peningkatan dalam permintaan luar. MPC BNM memutuskan untuk mengekalkan OPR pada 3%. BNM juga optimis ringgit akan meningkat menjelang akhir tahun, didorong oleh pembaharuan struktur dan prospek pertumbuhan yang positif.

Indeks penanda aras FBMKLCI merekodkan prestasi kukuh pada April, meningkat sebanyak +39.90 mata atau +2.6% MoM kepada 1,575.97. Peningkatan ini sebahagian besarnya disebabkan oleh rangsangan dalam sentimen ke atas saham wajaran tinggi, yang membantu meningkatkan minat belian dalam ekuiti. Kebanyakan penanda aras berakhir lebih tinggi, dengan penanda aras Utiliti, Penjagaan Kesihatan dan Perindustrian mendahului lonjakan, diimbangi oleh penanda aras Kewangan dan Pembinaan, yang berakhir lebih rendah. Sentimen juga dirangsang oleh perkembangan positif tempatan, termasuk i) Data awal menunjukkan ekonomi Malaysia berkembang pada 3.9% tahun-ke-tahun (YoY) pada S124 (S423: +3.0% YoY), ii) IMF telah menyemak semula prospek pertumbuhan KDNK Malaysia kepada 4.4% tahun ini iii) Pengumuman Perdana Menteri untuk menubuhkan "National Fund-of-Funds" bernilai RM3 bilion untuk melabur dalam syarikat pertumbuhan tinggi di Bursa Malaysia dan merentasi pasaran ASEAN, dan iv) Kumpulan Wang Simpanan Pekerja (KWSP) mengumumkan penciptaan Akaun Fleksibel (atau Akaun 3) – satu skim yang membenarkan 10% baki ahli dikhaskan untuk pengeluaran tanpa syarat. Bagaimanapun, keuntungan dihadkan oleh ketegangan Timur Tengah dan data ekonomi global, terutamanya tekanan inflasi yang degil dalam ekonomi negara utama yang boleh menanggukkan pemotongan kadar faedah.

Selepas mencapai paras tertinggi baru bagi tempoh tiga tahun pada 1,632.79 (paras harian tertinggi) pada 23 Mei 2024, FBMKLCI berhadapan aktiviti pengambilan untung untuk baki tempoh Mei, sejajar dengan kelemahan dalam pasaran serantau. Namun, indeks penanda aras FBMKLCI meningkat +20.71 mata atau +1.3% MoM untuk ditutup pada 1,596.78. Pada awal bulan, mesyuarat Fed meredakan kebimbangan mengenai kenaikan kadar pada tahun ini, dengan mengekalkan pendirian kadar yang lebih tinggi untuk lebih lama kerana sasaran inflasi 2% masih sukar dicapai.

4.7 SUASANA BURSA SAHAM (SAMB.)

Dalam negara, pertumbuhan KDNK yang teguh (4.2% pada S1 2024), MPC BNM memutuskan untuk mengekalkan OPR pada 3%, program rasionalisasi subsidi diesel, kenaikan gaji penjawat awam melebihi 13% pada Disember, peruntukan RM25 bilion untuk Strategi Semikonduktor Nasional (NSS), dan laporan kewangan yang lebih baik daripada syarikat utama mendokong kenaikan pasaran pada bulan Mei.

Pada Jun, FBMKLCI ditutup pada 1,590.09, turun sedikit sebanyak 6.69 mata atau -0.4% MoM. Penurunan ini disebabkan oleh aktiviti pengambilan untung dan sentimen pasaran yang berhati-hati, yang membawa kepada mod konsolidasi dalam pasaran tempatan kerana kurangnya pemangkin positif yang baharu. Pelabur kelihatan lebih memilih kaunter di permodalan pasaran kecil kerana Indeks "FBM Small Cap" melonjak ke paras tertinggi sejak 1997. Di sudut ekonomi, Bank Dunia menjangkakan KDNK dunia berkembang pada 2.6% (sebelum ini 2.4%) pada 2024. FOMC mengekalkan julat sasaran untuk kadar dana Fed pada 5.25-5.50% dan mengunjurkan hanya satu pemotongan kadar pada tahun ini. Di dalam negara, Perdana Menteri Datuk Seri Anwar Ibrahim mengumumkan harga runcit telur Gred A, B dan C di seluruh negara dikurangkan sebanyak 3 sen bagi setiap telur berkuat kuasa 17 Jun 2024. Beliau juga berkata Malaysia telah menyasarkan untuk menyertai kumpulan BRICS dan akan memulakan proses untuk menyertainya tidak lama lagi. Menteri Kewangan II, Datuk Seri Amir Hamzah Azizan, mengumumkan kerajaan menetapkan harga runcit bahan api diesel pada RM3.35 seliter berkuat kuasa 12:00 pagi Isnin, 10 Jun 2024, di semua stesen minyak di seluruh Semenanjung Malaysia. Sementara itu, sektor pembuatan Malaysia menunjukkan tanda-tanda pemulihan, dengan PMI melepasi paras 50 buat kali pertama dalam tempoh 20 bulan. Aliran positif ini berkemungkinan disebabkan oleh peningkatan permintaan global.

FBMKLCI naik melebihi 1,600 pada awal Julai dan mencecah 1,638 (19 Julai), paras tertingginya sejak Mac 2021, didorong oleh keyakinan terhadap pemotongan kadar faedah selepas Pengerusi Rizab Persekutuan AS memberi isyarat penurunan inflasi dan di tengah-tengah keyakinan terhadap pembangunan pusat data dan infrastruktur. Momentum pembelian tertumpu pada sektor pembinaan, hartanah dan logistik, memandangkan minat yang mendalam terhadap pusat data dan infrastruktur. Namun, saham merosot rendah berikutan pembetulan mendadak di Wall Street, dicitus oleh pendapatan saham berwajaran tinggi utama teknologi AS yang lebih rendah daripada jangkaan. Walaupun aktiviti pengambilan untung muncul pada akhir minggu dagangan, FBMKLCI ditutup pada 1,625.57, meningkat 2.2% MoM pada Julai. Sementara itu, BNM mengekalkan OPR pada 3%, seperti yang dijangkakan, ekor pertumbuhan ekonomi yang berdaya tahan dan inflasi yang terurus.

FBMKLCI ditutup pada 1,678.80 menokok 53.23 mata atau 3.3% MoM pada Ogos. Paras ini merupakan penutupan tertinggi sejak 18 Disember 2020, apabila indeks ditutup pada 1,652.49. Tinjauan ekonomi yang positif, pendapatan korporat yang teguh, minat belian yang berterusan dalam saham perbankan, peningkatan ringgit, potensi penukaran arah Rizab Persekutuan AS, dan minat pelabur asing yang semakin meningkat menyokong pemulihan berterusan FBMKLCI. Selain itu, pergerakan positif ini disokong oleh sentimen yang bertambah baik dalam pasaran serantau dan lantunan semula dalam pasaran global berikutan penjualan pada 5 Ogos.

4.7 SUASANA BURSA SAHAM (SAMB.)

Untuk berita tempatan, ekonomi Malaysia berkembang 5.9% YoY pada S2 2024, berbanding dengan anggaran awal pertumbuhan 5.8% dan kenaikan 4.2% pada S1 2024, penjawat awam akan menerima kenaikan gaji 15% dan Syarikat Pelaburan Berkaitan Kerajaan (GLIC) menjanjikan RM120 bilion pelaburan domestik langsung dalam tempoh 5 tahun akan datang di bawah program GEAR-uP yang diterajui oleh Kementerian Kewangan (MOF).

Dalam keadaan pasaran yang tidak menentu ini, nilai NAB/unit Dana meningkat sebanyak 26.86% bagi tempoh setahun kewangan berakhir 31 Ogos 2024.

4.8 SUASANA PASARAN WANG TEMPATAN SEMASA

MPC BNM memutuskan untuk mengekalkan OPR pada 3.00% dalam mesyuarat yang bersidang pada 11 Julai 2024.

Ekonomi global terus berkembang berikutan keadaan pasaran pekerja yang berdaya tahan dan pemulihan perdagangan global yang berterusan. Pada masa hadapan, pertumbuhan global dijangka berkekalan kerana rintangan daripada dasar monetari yang ketat dan sokongan fiskal yang berkurangan akan dibendung oleh keadaan pasaran pekerja yang positif serta inflasi yang terus menurun. Perdagangan global terus kukuh berikutan momentum peningkatan kitaran teknologi global yang berterusan. Inflasi keseluruhan dan inflasi teras global terus menurun pada bulan-bulan kebelakangan ini, dengan beberapa bank pusat mula melonggarkan dasar monetari mereka. Prospek pertumbuhan terus bergantung pada risiko pertumbuhan menjadi perlahan, disebabkan terutamanya oleh ketegangan geopolitik yang semakin meruncing, inflasi sebenar yang lebih tinggi daripada jangkaan dan volatiliti dalam pasaran kewangan global.

Bagi ekonomi Malaysia, penunjuk terkini mencatatkan kegiatan ekonomi yang terus kukuh pada suku kedua tahun 2024. Hal ini didorong oleh perbelanjaan dalam negeri yang berdaya tahan dan prestasi eksport yang lebih baik. Pada masa hadapan, eksport dijangka disokong selanjutnya oleh peningkatan kitaran teknologi global berikutan kedudukan Malaysia dalam rantaian bekalan semikonduktor serta eksport barangan bukan elektrik dan elektronik yang terus kukuh. Ketibaan dan perbelanjaan pelancong juga dijangka terus meningkat. Pertumbuhan guna tenaga dan upah yang berterusan berserta langkah-langkah dasar akan terus menyokong perbelanjaan isi rumah. Aktiviti pelaburan akan disokong oleh projek berbilang tahun dalam sektor swasta dan awam yang sedang dijalankan, pelaksanaan inisiatif pemangkin di bawah beberapa pelan induk nasional serta lebih banyak pelaburan yang diluluskan kini direalisasikan. Prospek pertumbuhan bergantung pada risiko pertumbuhan menjadi perlahan yang berpunca daripada permintaan luaran yang lebih lemah daripada jangkaan serta penurunan pengeluaran komoditi yang lebih besar. Sementara itu, pertumbuhan menjadi lebih tinggi berpunca terutamanya daripada limpahan peningkatan kitaran teknologi yang lebih besar, aktiviti pelancongan yang lebih giat serta pelaksanaan yang lebih pantas bagi projek sedia ada dan projek baharu.

Inflasi keseluruhan dan inflasi teras berpurata pada 1.8% pada lima bulan pertama tahun 2024. Seperti yang dijangka, inflasi akan lebih tinggi pada separuh kedua tahun 2024 berikutan rasionalisasi subsidi diesel baru-baru ini.

4.7 SUASANA PASARAN WANG TEMPATAN (SAMB.)

Walau bagaimanapun, kenaikan inflasi masih terkawal berikutan langkah-langkah pengurangan yang dilaksanakan bagi meminimumkan kesan kos terhadap perniagaan. Pada masa hadapan, risiko inflasi yang lebih tinggi akan bergantung pada sejauh mana kesan limpahan dasar dalam negeri selanjutnya berhubung dengan subsidi dan kawalan harga kepada trend harga yang lebih luas serta perkembangan harga komoditi dan pasaran kewangan global. Bagi seluruh tahun 2024, inflasi keseluruhan dan inflasi teras dijangka berpurata dalam julat yang diunjurkan sebelum ini iaitu masing-masing antara 2.0% hingga 3.5% dan 2.0% hingga 3.0%.

Nilai ringgit terus didorong terutamanya oleh faktor luaran iaitu jangkaan hala tuju dasar monetari ekonomi-ekonomi utama dan ketegangan geopolitik yang berterusan. Kesan positif daripada inisiatif terselaras oleh Kerajaan dan BNM dengan Syarikat Berkaitan Kerajaan (Government-Linked Companies, GLC) dan Syarikat Pelaburan Berkaitan Kerajaan (Government-Linked Investment Companies, GLIC) serta libat urus syarikat korporat terus membendung tekanan terhadap ringgit. BNM akan terus menguruskan risiko yang berpunca daripada volatiliti pasaran kewangan yang ketara. Pada tempoh jangka sederhana, pembaharuan struktur dalam negeri akan memberikan sokongan yang lebih berpanjangan kepada ringgit.

Pada tahap OPR semasa, pendirian dasar monetari terus menyokong ekonomi dan adalah konsisten dengan penilaian semasa berhubung dengan prospek inflasi dan pertumbuhan. MPC tetap berwaspada terhadap perkembangan semasa bagi memaklumkan penilaian trajektori inflasi dan trajektori pertumbuhan dalam negeri. MPC akan memastikan pendirian dasar monetari kekal kondusif untuk pertumbuhan ekonomi yang mampan dalam keadaan harga yang stabil.

(Sumber: Laman sesawang Bank Negara Malaysia)

4.9 KEPENTINGAN PEMEGANG-PEMEGANG UNIT

Sepanjang tahun kewangan berakhir 31 Ogos 2024, tiada sebarang kejadian yang menjejaskan kepentingan pemegang-pemegang unit selain daripada urusan-usniaga yang dijalankan selaras dengan Surat Ikatan Amanah, Garispanduan Tabung Unit Amanah, Akta Pasaran Modal dan Perkhidmatan 2007 dan undang-undang lain yang berkuatkuasa.

4.10 REBAT DAN KOMISEN RINGAN

Sepanjang tahun kewangan berakhir 31 Ogos 2024, Pengurus Dana menerima komisen ringan daripada broker yang secara tidak langsung membantu dalam proses membuat keputusan berkaitan pelaburan Dana. Komisen ringan yang diterima termasuklah penyelidikan, perisian dan perkakasan komputer yang berkaitan dengan pelaburan Dana dan khidmat nasihat mengenai perkara Syariah. Komisen ringan yang diterima adalah untuk manfaat Dana dan tiada pergolakan perdagangan.

Nota: Laporan ini telah diterjemahkan daripada laporan asal (dalam Bahasa Inggeris). Jika terdapat perbezaan, sila rujuk kepada laporan Bahasa Inggeris.

5. TRUSTEE'S REPORT

To the Unit Holders of
PMB SHARIAH PREMIER FUND ("FUND"),

We have acted as Trustee of the Fund for the financial year ended 31 August 2024 and we hereby confirm to the best of our knowledge, after having made all reasonable enquiries, PMB INVESTMENT BERHAD has operated and managed the Fund during the year covered by these financial statements in accordance with the following:

1. Limitations imposed on the investment powers of the management company under the deed, securities laws and Guidelines on Unit Trust Funds;
2. Valuation and pricing is carried out in accordance with the deed; and
3. Any creation and cancellation of units are carried out in accordance with the deed and any regulatory requirement.

We are of the opinion that the distribution of income by the Fund is appropriate and reflects the investment objective of the Fund.

Yours faithfully

AMANAHRAYA TRUSTEES BERHAD

ZAINUDIN BIN SUHAIMI
Chief Executive Officer

Kuala Lumpur, Malaysia
Date: 24 October 2024

6. SHARIAH ADVISER'S REPORT

TO THE UNIT HOLDERS OF PMB SHARIAH PREMIER FUND ("FUND")

We hereby confirm the following:

1. To the best of our knowledge, after having made all reasonable enquiries, PMB Investment Berhad has operated and managed the Fund for the period covered by these financial statements namely, the year ended 31 August 2024, in accordance with Shariah principles and requirements, and complied with the applicable guidelines, rulings or decisions issued by the Securities Commission Malaysia pertaining to Shariah matters; and
2. The assets of the Fund comprise instruments that have been classified as Shariah-compliant.

For and on behalf of the Shariah Adviser,
BIMB SECURITIES SDN BHD

NURUL AQILA SUFIYAH LOKMAN
Designated Shariah Officer

KUALA LUMPUR

25 OCTOBER 2024

7. STATEMENT BY MANAGER

To the Unitholders of PMB SHARIAH PREMIER FUND

We, MAHDZIR BIN OTHMAN and NIK MOHAMED ZAKI BIN NIK YUSOFF, being two of the Directors of PMB INVESTMENT BERHAD, do hereby state that in the opinion of the Manager, the audited financial statements give a true and fair view on the financial position of the Fund as at 31 August 2024 and of its statement of comprehensive income, changes in equity and cash flows of the Fund for the financial year ended 31 August 2024 in accordance with Malaysian Financial Reporting Standards, International Financial Reporting Standards and in accordance with the requirements of Guidelines on Unit Trust Funds by the Securities Commission Malaysia.

For and on behalf of
PMB INVESTMENT BERHAD
As Manager of **PMB SHARIAH PREMIER FUND**

MAHDZIR BIN OTHMAN
Director

NIK MOHAMED ZAKI BIN NIK YUSOFF
Director

KUALA LUMPUR

Date : 08 October 2024

8. AUDITOR'S REPORT

To the Unit Holders of PMB SHARIAH PREMIER FUND

Report on the Audit of the Financial Statements

Opinion

We have audited the financial statements of PMB SHARIAH PREMIER FUND ("THE FUND"), which comprise the statement of financial position as at 31 August 2024, and statement of comprehensive income, statement of changes in equity and statement of cash flows for the financial year then ended, and notes to the financial statement, including a summary of significant accounting policies and other explanatory notes.

In our opinion, the accompanying financial statements give a true and fair view of the financial position of the Fund as at 31 August 2024 and of its financial performance and its cash flows for the financial year then ended in accordance with the Malaysian Financial Reporting Standards, International Financial Reporting Standards and in accordance with the Guidelines on Unit Trust Funds, issued by the Securities Commission Malaysia

The schedule set out have been drawn primarily from the accounting records and other records of the Fund which have been subjected to tests and other audit procedures during our review of the Fund's financial statements for the financial year ended 31 August 2024. In our opinion, the information as a whole, have been presented fairly if deemed in all aspects in respect of the financial statements.

Basis for Opinion

We conducted our audit in accordance with approved standards on auditing in Malaysia and International Standards on Auditing. Our responsibilities under those standards are further described in the *Auditors' Responsibilities for the Audit of the Financial Statements* section of our report. We believe that the audit evidence we have obtained is sufficient and appropriate to provide a basis for our opinion.

Independence and Other Ethical Responsibilities

We are independent of the Fund in accordance with the *By-Laws (on Professional Ethics, Conduct and Practice)* of the Malaysian Institute of Accountants ("By-Laws") and the International Ethics Standards Board for Accountants' *International Code of Ethics for Professional Accountants* ("IESBA Code") as applicable to audits of financial statements of public interest entities and we have fulfilled our other ethical responsibilities in accordance with the By-Laws and the IESBA Code.

Auditors' Report to the Unit holders of PMB SHARIAH PREMIER FUND (CONTD.)

Information Other than the Financial Statements and Auditor's Report Thereon

The Manager of the Fund is responsible for the other information. The other information comprises the Manager's Report and Statement by the Manager but does not include the financial statements of the Fund and our auditors' report thereon.

Our opinion on the financial statements of the Fund does not cover the other information and we do not express any form of assurance conclusion thereon.

In connection with our audit of the financial statements of the Fund, our responsibility is to read the other information and, in doing so, consider whether the other information is materially inconsistent with the financial statements of the Fund or our knowledge obtained in the audit or otherwise appears to be materially misstated.

If, based on the work we have performed, we conclude that there is a material misstatement of this other information, we are required to report that fact. We have nothing to report in this regard.

Responsibilities of the Manager for the Financial Statements

The Manager of the Fund is responsible for the preparation of the financial statements of the Fund that give a true and fair view in accordance with the Malaysian Financial Reporting Standards, International Financial Reporting Standards and the Guidelines on Unit Trust Funds, issued by the Securities Commission Malaysia. The Manager is also responsible for such internal control as the Manager determine is necessary to enable the preparation of financial statements of the Fund that are free from material misstatement, whether due to fraud or error.

The Trustee is responsible for ensuring that the Manager maintains proper accounting and other records as are necessary to enable true and fair presentation of these financial statements.

In preparing the financial statements of the Fund, the Manager is responsible for assessing the Fund's ability to continue as a going concern, disclosing, as applicable, matters related to going concern and using the going concern basis of accounting unless the Manager either intends to liquidate the Fund or to cease operations, or has no realistic alternative but to do so.

Auditors' Responsibility for the Audit of the Financial Statements

Our objectives are to obtain reasonable assurance about whether the financial statements of the Fund as a whole are free from material misstatement, whether due to fraud or error, and to issue an auditors' report that includes our opinion. Reasonable assurance is a high level of assurance, but is not a guarantee that an audit conducted in accordance with approved standards on auditing in Malaysia and International Standards on Auditing will always detect a material misstatement when it exists.

Auditors' Report to the Unit holders of PMB SHARIAH PREMIER FUND (CONTD.)

Auditors' Responsibility for the Audit of the Financial Statements (Contd.)

Misstatements can arise from fraud or error and are considered material if, individually or in the aggregate, they could reasonably be expected to influence the economic decisions of users taken on the basis of these financial statements.

As part of an audit in accordance with approved standards on auditing in Malaysia and International Standards on Auditing, we exercise professional judgement and maintain professional scepticism throughout the audit. We also:

- Identify and assess the risks of material misstatement of the financial statements of the Fund, whether due to fraud or error, design and perform audit procedures responsive to those risks, and obtain audit evidence that is sufficient and appropriate to provide a basis for our opinion. The risk of not detecting a material misstatement resulting from fraud is higher than for one resulting from error, as fraud may involve collusion, forgery, intentional omissions, misrepresentations, or the override of internal control.
- Obtain an understanding of internal control relevant to the audit in order to design audit procedures that are appropriate in the circumstances, but not for the purpose of expressing an opinion on the effectiveness of the Fund's internal control.
- Evaluate the appropriateness of accounting policies used and the reasonableness of accounting estimates and related disclosures made by the Manager.
- Conclude on the appropriateness of the Manager's use of the going concern basis of accounting and, based on the audit evidence obtained, whether a material uncertainty exists related to events or conditions that may cast significant doubt on the Fund's ability to continue as a going concern. If we conclude that a material uncertainty exists, we are required to draw attention in our auditors' report to the related disclosures in the financial statements of the Fund or, if such disclosures are inadequate, to modify our opinion. Our conclusions are based on the audit evidence obtained up to the date of our auditors' report. However, future events or conditions may cause the Fund to cease to continue as a going concern.
- Evaluate the overall presentation, structure and content of the financial statements of the Fund, including the disclosures, and whether the financial statements represent the underlying transactions and events in a manner that achieves fair presentation.

We communicate with the Manager regarding, among other matters, the planned scope and timing of the audit and significant audit findings, including any significant deficiencies in internal control that we identify during our audit.

**Auditors' Report to the Unit holders of
PMB SHARIAH PREMIER FUND (CONTD.)**

Auditors' Responsibility for the Audit of the Financial Statements (Contd.)

Other Matters

This report is made solely to the unitholders of the Fund, as a body, in accordance with the Guidelines on Unit Trust Funds, issued by the Securities Commission Malaysia and for no other purposes. We do not assume responsibility to any other person for the contents of this report.

AL JAFREE SALIHIN KUZAIMI
PLT
201506002872 (LLP0006652-LCA) &
AF1522
CHARTERED ACCOUNTANTS

ALIFF IKHWAN BIN MOHAMAD
NO. 03741/05/2025 J
CHARTERED ACCOUNTANT

Dated : 08 October 2024

Selangor, Malaysia

9. FINANCIAL STATEMENT

STATEMENT OF FINANCIAL POSITION
AS AT 31 AUGUST 2024

	NOTE	2024 RM	2023 RM
ASSETS			
INVESTMENTS			
Quoted Shariah-compliant shares in Malaysia	4	103,861,700	107,680,701
Cash and cash equivalents	5	9,873,125	8,788,711
		<u>113,734,825</u>	<u>116,469,412</u>
OTHER ASSETS			
Amount owing by the Manager	6	-	377,686
Profits receivable from Islamic deposits		2,738	2,022
Dividend receivable		108,800	355,719
		<u>111,538</u>	<u>735,427</u>
TOTAL ASSETS		<u><u>113,846,363</u></u>	<u><u>117,204,839</u></u>
LIABILITIES			
Amount owing to the Manager	6	9,365,069	-
Amount owing to the Trustee		4,794	4,935
Distribution	7	2,784,186	-
Other payables and accruals		13,500	13,500
TOTAL LIABILITIES		<u>12,167,549</u>	<u>18,435</u>
NET ASSET VALUE		<u><u>101,678,814</u></u>	<u><u>117,186,404</u></u>
EQUITY			
Unitholders' capital	8	107,341,236	146,400,680
Accumulated losses		(5,662,422)	(29,214,276)
TOTAL NET ASSETS ATTRIBUTABLE TO UNITHOLDERS		<u><u>101,678,814</u></u>	<u><u>117,186,404</u></u>
UNITS IN CIRCULATION	8	<u>267,710,172</u>	<u>372,374,734</u>
NET ASSET VALUE PER UNIT(RM) - Xd	9	<u>0.3798</u>	<u>0.3147</u>

**STATEMENT OF COMPREHENSIVE INCOME
FOR THE FINANCIAL YEAR ENDED 31 AUGUST 2024**

	NOTE	<u>2024</u> RM	<u>2023</u> RM
INVESTMENTS INCOME			
Profit from Islamic deposits		230,117	360,128
Hibah from Al-Wadiah savings		703	485
Dividend income		3,744,469	4,977,301
Net profit/(loss) from sale of investments		21,950,536	(5,553,397)
Net unrealised profit on changes in fair value of investments	10	<u>5,902,435</u>	<u>4,701,665</u>
		<u>31,828,260</u>	<u>4,486,182</u>
EXPENSES			
Management fee	11	1,772,410	1,742,423
Trustee fee	12	59,080	58,081
Audit fee		12,000	12,000
Tax agent fee		1,500	1,500
Stockbroking fee and other transaction costs	13	935,143	788,556
Administrative expenses		8,175	6,117
		<u>2,788,308</u>	<u>2,608,677</u>
PROFIT BEFORE TAXATION		<u>29,039,952</u>	<u>1,877,505</u>
Taxation	14	-	-
PROFIT AFTER TAXATION		<u>29,039,952</u>	<u>1,877,505</u>
PROFIT AFTER TAXATION IS MADE UP AS FOLLOWS:			
NET REALISED PROFIT /(LOSS)		<u>23,137,517</u>	<u>(2,824,160)</u>
NET UNREALISED PROFIT	10	<u>5,902,435</u>	<u>4,701,665</u>
		<u>29,039,952</u>	<u>1,877,505</u>

**STATEMENT OF CHANGES IN EQUITY
FOR THE FINANCIAL YEAR ENDED 31 AUGUST 2024**

	<u>Unitholders'</u> <u>Capital</u>	<u>Accumulated</u> <u>losses</u>	<u>Total</u>
NOTE	RM	RM	RM
As at 1 September 2022	146,962,608	(31,091,781)	115,870,827
Net realised loss	-	(2,824,160)	(2,824,160)
Net unrealised profit	10	4,701,665	4,701,665
Creation of units from application	8	-	16,993,656
Cancellation of units	8	(17,555,584)	(17,555,584)
As at 31 August 2023	146,400,680	(29,214,276)	117,186,404
As at 1 September 2023	146,400,680	(29,214,276)	117,186,404
Net realised profit	-	23,137,517	23,137,517
Net unrealised profit	10	5,902,435	5,902,435
Creation of units from application	8	-	34,721,729
Creation of units from distribution	8	2,703,912	2,703,912
Cancellation of units	8	(76,485,085)	(76,485,085)
Distribution	7	(5,488,098)	(5,488,098)
As at 31 August 2024	107,341,236	(5,662,422)	101,678,814

STATEMENT OF CASH FLOWS
FOR THE FINANCIAL YEAR ENDED 31 AUGUST 2024

	<u>2024</u> RM	<u>2023</u> RM
CASH FLOWS FROM INVESTING AND OPERATING ACTIVITIES		
Proceeds from sale of investments	175,481,954	123,635,099
Purchase of investments	(143,809,982)	(123,261,124)
Dividend received	3,991,387	4,781,371
Profit from Islamic deposits	229,400	359,711
Hibah from Al-Wadiah savings	703	485
Management fee paid	(1,776,645)	(1,739,332)
Trustee fee paid	(59,221)	(57,978)
Payment for audit fee	(12,000)	(12,000)
Payment of tax agent fee	(1,500)	(1,500)
Payment of other expenses	(943,318)	(794,673)
Net cash generated from investing and operating activities	<u>33,100,778</u>	<u>2,910,059</u>
CASH FLOWS FROM FINANCING ACTIVITIES		
Proceeds from creation of units	34,949,424	16,956,727
Payment of cancellation of units	(66,965,789)	(17,561,888)
Net cash used in financing activities	<u>(32,016,365)</u>	<u>(605,161)</u>
NET INCREASE IN CASH AND CASH EQUIVALENTS	1,084,414	2,304,898
CASH AND CASH EQUIVALENTS AT THE BEGINNING OF THE YEAR	8,788,711	6,483,813
CASH AND CASH EQUIVALENTS AT THE END OF THE YEAR	<u>9,873,125</u>	<u>8,788,711</u>
CASH AND CASH EQUIVALENTS COMPRISE OF:		
Al-Wadiah Savings	322,802	135,376
Islamic deposits with licensed financial institutions in Malaysia	9,550,323	8,653,335
	<u>9,873,125</u>	<u>8,788,711</u>

NOTES TO THE FINANCIAL STATEMENTS FOR THE FINANCIAL YEAR ENDED 31 AUGUST 2024

1. THE FUND, THE MANAGER AND PRINCIPAL ACTIVITIES

PMB Shariah Premier Fund ("the Fund"), managed by PMB Investment Berhad was launched on 14 August 1972 known as Kumpulan Modal Bumiputera Pelaburan Perwira and was re-launched on 12 June 1995 as ASM Premier Fund. On 18 October 2012, this Fund changed its name to ASM Shariah Premier Fund as stated in the Tenth Supplemental Deed dated on 29 November 2012 and has been registered with the Securities Commission Malaysia on 12 December 2012. Pursuant to the Master Prospectus dated 28 April 2014, this Fund once again changed its name from ASM Shariah Premier Fund to PMB Shariah Premier Fund in line with the changes of the Manager's name from ASM Investment Services Berhad to PMB Investment Berhad. This Fund will continue to operate until it is terminated or dissolved in accordance with the provisions of the Deed of Trust and the Capital Markets and Services Act, 2007.

The main activity of PMB Shariah Premier Fund is invest in a marketable securities transaction in which the investment is made in the "Permitted Investments" as defined under Clause 1 of the Deeds of Trust and subject to approval by the Securities Commission Malaysia and in accordance with Shariah principle from time to time. This includes securities listed on Bursa Malaysia and in money market instruments approved by the Shariah principles.

The Manager is a company incorporated in Malaysia and wholly owned by Pelaburan MARA Berhad. The principal activity of the Manager is management of Unit Trust Funds and Corporate Funds.

2. OBJECTIVE AND POLICIES OF FINANCIAL RISK MANAGEMENT

This Unit Trust Fund operations are exposed to several risks including equity market risk, stock specific risk, equity-related securities risk, Shariah status reclassification risk and liquidity risk. Financial risk management is carried out through the system of internal control and investment restrictions outlined in the Guidelines on Unit Trust Funds by the Securities Commission Malaysia and based on Shariah principles.

(a) Equity Market Risk

The performance of the Fund is subject to the volatility of the stock market which is influenced by the changes in the economic and political climate, interest rate, international stock market performance and regulatory policies. The movement of the value in the underlying investment portfolio will affect the Net Asset Value ("NAV") of the Fund. Any downward movement of the value will negatively impact the NAV of the Fund.

**NOTES TO THE FINANCIAL STATEMENTS
FOR THE FINANCIAL YEAR ENDED 31 AUGUST 2024**

2. OBJECTIVE AND POLICIES OF FINANCIAL RISK MANAGEMENT (CONTD.)

(a) Equity Market Risk (Contd.)

The table below shows the sensitivity of changes in profit on the NAV of the Fund at the reporting date assuming all other variables held price with all other variable held constant:

Quoted Shariah Compliant Shares in Malaysia	Changes in equity price	Impact on distributed net asset value
RM	%	RM
103,861,700	+5 / -5	5,193,085 / (5,193,085)

(b) Stock Specific Risk

Prices of a particular stock may fluctuate in response to the circumstances affecting individual companies such as adverse financial performance, news of a possible merger or loss of key personnel of a company. Any adverse price movements of such stock will adversely affect the Fund's NAV.

(c) Equity-related Securities Risk

The value of the Shariah-compliant equity-related securities depends on the value of the underlying equities that the Shariah-compliant securities are related to. Any upward movement in the value of the underlying Shariah-compliant equities may result an upward movement of the value of the respective Shariah-compliant equity-related securities, and vice versa. Hence, the movement of the value of the Shariah-compliant equity-related securities will affect the value of the Fund. The Fund may also invest in Shariah-compliant equity-related securities such as Shariah-compliant warrants, that have an expiry date and may experience time decay and the erosion of value accelerates as the instrument advances to its expiry date. If the Shariah-compliant warrant is not exercised on or before the expiry date, the Shariah-compliant warrant will have no value and negatively impact the NAV of the Fund.

(d) Shariah Status Reclassification Risk

(a) Shariah-compliant equity securities

This risk refers to the risk that the currently held Shariah-compliant equity securities in the portfolio of Fund may be reclassified as Shariah non-compliant in the periodic review of the securities by the Shariah Advisory Council ("SAC") of the Securities Commission Malaysia ("SC"), the Shariah Adviser or the Shariah Supervisory Boards of relevant Islamic indices. If this occurs, the Manager will take the necessary steps to dispose of such securities.

Opportunity loss could occur due to the restriction on the Fund to retain the excess capital gains derived from the disposal of the reclassified Shariah non-compliant securities. In such an event, the Fund is required:

NOTES TO THE FINANCIAL STATEMENTS FOR THE FINANCIAL YEAR ENDED 31 AUGUST 2024

2. OBJECTIVE AND POLICIES OF FINANCIAL RISK MANAGEMENT (CONTD.)

(d) Shariah Status Reclassification Risk (Contd.)

(a) Shariah-compliant equity securities (Contd.)

- (i) to dispose of such securities with immediate effect or within one (1) calendar month if the value of the securities exceeds or is equal to the investment cost on the effective date of reclassification of the list of Shariah-compliant securities ("Reclassification") by the SAC of the SC or date of review ("Review") by the Shariah Adviser or the Shariah Supervisory Boards of relevant Islamic indices. The Fund is allowed to keep dividends received and capital gains from the disposal of the securities up to the effective date of Reclassification or Review. However, any dividends received and excess capital gains from the disposal of the Shariah non-compliant securities after the effective date of Reclassification or Review should be channelled to *baitulmal* and/or charitable bodies as advised by the Shariah Adviser;
- (ii) to hold such securities if the value of the said securities is below the investment cost on the effective date of Reclassification or Review until the total subsequent dividends received (if any) and the market price of the securities is equal to the cost of investment at which time disposal has to take place within one (1) calendar month, excess capital gains (if any) from the disposal of the securities should be channelled to *baitulmal* and/or charitable bodies as advised by the Shariah Adviser; or
- (iii) to dispose of such securities at a price lower than the investment cost which will result in a decrease in the Fund's value.

(b) Islamic fixed income instruments or Islamic money market instruments or Islamic deposits.

This risk refer to the risk of a possibility that the currently held Islamic fixed income instruments or Islamic money market or Islamic money market instruments or Islamic deposits invested by the Fund may be declared as Shariah non-compliant by the relevant authority or the Shariah Adviser. If this occurs, the Manager will take the necessary steps to dispose of or withdraw such fixed income instruments or money market instruments or deposits.

**NOTES TO THE FINANCIAL STATEMENTS
FOR THE FINANCIAL YEAR ENDED 31 AUGUST 2024**

2. OBJECTIVE AND POLICIES OF FINANCIAL RISK MANAGEMENT (CONTD.)

(e) Liquidity Risk

Liquidity risk refers to the ease of liquidating an asset depending on the asset's volume traded in the market. If the Fund hold assets that are illiquid, or are difficult to dispose of, the value of the Fund will be negatively affected when it has to sell such assets at unfavourable prices.

The Fund maintains sufficient level of Islamic liquid assets, after consultation with the Trustee, to meet anticipated payments and cancellations of units by unitholders. Islamic liquid assets comprise cash, Islamic deposits with licensed financial institutions and other Shariah-compliant instruments which are capable of being converted into cash within 7 days.

The table below summarises the Fund's financial liabilities into relevant maturity grouping based on the remaining period as at the statement of financial position date to the contractual maturity date. The amounts in the table are the contractual undiscounted cash flows.

	<u>Less than 1 month RM</u>	<u>2024 BETWEEN 1 month to 1 year RM</u>	<u>Total RM</u>
Amount owing to the Manager	9,365,069	-	9,365,069
Amount owing to the Trustee	4,794	-	4,794
Distribution	2,784,186	-	2,784,186
Other payables and accruals	-	13,500	13,500
Contractual cash outflows	12,154,049	13,500	12,167,549

	<u>Less than 1 month RM</u>	<u>2023 BETWEEN 1 month to 1 year RM</u>	<u>Total RM</u>
Amount owing to the Trustee	4,935	-	4,935
Other payables and accruals	-	13,500	13,500
Contractual cash outflows	4,935	13,500	18,435

NOTES TO THE FINANCIAL STATEMENTS FOR THE FINANCIAL YEAR ENDED 31 AUGUST 2024

3. MATERIAL ACCOUNTING POLICIES

(a) Basis of Preparation

The financial statements of the Fund are prepared under the historical cost convention and modified to include other bases of valuation as disclosed in other sections under significant accounting policies and in compliance with the Malaysian Financial Reporting Standards ("MFRSs"), International Financial Reporting Standards ("IFRSs") and Guidelines on Unit Trust Funds by the Securities Commission Malaysia.

The following are accounting standards, amendments and interpretations that have been issued by the Malaysian Accounting Standards Board ("MASB"):

(i) Applications towards MFRS and amendments to MFRS

Adoption of new and amended standards

During the financial year, the Fund has adopted the following amended MFRSs that are mandatory for annual financial periods beginning on or after 1 January 2024:

- Amendments to MFRS 17 Insurance Contracts (Initial Application of MFRS 17 and MFRS 9 Comparative Information)
- Amendments to MFRS 112 Income Taxes – Deferred Tax related to Assets and Liabilities arising from a Single Transaction.
- Amendments to MFRS 101 – Presentation of Financial Statements and MFRS Practice Statement: Disclosures of Accounting Policies
- Amendments to MFRS 108 – Accounting policies, Changes in Accounting Estimates and Errors – Definition of Accounting Estimates.

The adoption of the new standards and amendments to standards and interpretations did not have any significant impact on the financial statements of the Fund.

Standards issued but not yet effective

Effective for financial year beginning on or after 1 January 2024

- Amendments to MFRS 16 – Lease Liability in a Sale and Leaseback
- Amendments to MFRS 101 – Presentation of Financial Statements (Classification of Liabilities as Current or Non-Current)

Effective date of these Amendments to Standards has been deferred and yet to be announced:

- Amendments to MFRS 10 and MFRS 128 – Investments in Associates and Joint Venture (Sale or Contribution of Assets between an Investor and its Associates or Joint Venture)

The adoption of the above standards and interpretations will have no material impact on the financial statements of the Fund.

**NOTES TO THE FINANCIAL STATEMENTS
FOR THE FINANCIAL YEAR ENDED 31 AUGUST 2024**

3. MATERIAL ACCOUNTING POLICIES (CONTD.)

(b) Quoted Shariah-compliant Shares In Malaysia

Unit Trust is subject to the Trust Deed whereby quoted Shariah-compliant shares are valued at the market closing price on Bursa Malaysia at the reporting date.

(c) Dividend Income

The amount of dividend from the investment is determined on an accrual basis once the company's share price is recorded "XD" (without dividend) on Bursa Malaysia. The single tier system was introduced effective 1 January 2008 and single-tier dividend distributed by a resident company are exempt from tax in Malaysia.

(d) Profit from Islamic Deposit

The profit from Islamic deposits is recognised on accrual basis using the effective profit rate method. The profit received by the Fund was derived from Malaysia and credited by any bank or financial institution licensed under the Financial Services Act 2013 or Islamic Financial and Services Act 2013 which are exempt from tax according Income Tax 1967 (ITA 1967).

(e) Profit/(Loss) from Sale of Investments

Costs incurred to determine profit/(loss) from sale of investments are based on the weighted average cost. Pursuant to ITA 1967, profit from realisation of investments will not be treated as income of the Fund and are not subject to tax.

(f) Unrealised Profit/(Loss)

Unrealised gains and losses comprise changes in the fair value of financial instruments for the period and from reversal of prior period's unrealised gains and losses for financial instrument which were realised (i.e. sold, redeemed or matures) during the reporting year.

(g) Creation and Cancellation of Units

Proceeds from creation of units and payment of cancellation of units are based on the market value of the units comprising the share of capital and the portion of income at the date of the invention or disposition.

(h) Transaction Cost

Transaction cost are cost incurred to acquire financial assets or liabilities at fair value through profit or loss. They include fees and commissions paid to brokers and dealers. Transaction costs, when incurred, are immediately recognised in profit or loss as expenses.

(i) Distribution Equalisation

Distribution equalisation is accounted for on the date of issue and depreciation based on the average amount of distributable income included in the unit price and disposals.

**NOTES TO THE FINANCIAL STATEMENTS
FOR THE FINANCIAL YEAR ENDED 31 AUGUST 2024**

3. MATERIAL ACCOUNTING POLICIES (CONTD.)

(j) Cash and Cash Equivalents

Cash and cash equivalents comprise of Islamic and Al-Wadiah savings with banks and licensed financial institutions where such savings are based on Shariah principles.

(k) Functional and presentation currency

The financial statements are presented in Ringgit Malaysia ('RM'), the currency of the primary economic environment in which the Company operates (its functional currency).

(l) Financial Instruments

(i) Recognition and Initial Measurement

A financial asset or a financial liability is recognised in the statement of financial position when, and only when, the Fund becomes a party to the contractual provisions of the instrument.

A financial asset (unless it is a trade receivable without significant financing component) or a financial liability is initially measured at fair value plus or minus, for an item not at fair value through profit or loss, transaction costs that are directly attributable to its acquisition or issuance. A trade receivable without a significant financing component is initially measured at the transaction price.

An embedded Islamic derivative is recognised separately from the host contract where the host contract is not a financial asset, and accounted for separately if, and only if, the Islamic derivative is not closely related to the economic characteristics and risks of the host contract and the host contract is not measured at fair value through profit or loss. The host contract, in the event an embedded Islamic derivative is recognised separately, is accounted for in accordance with policy applicable to the nature of the host contract.

**NOTES TO THE FINANCIAL STATEMENTS
FOR THE FINANCIAL YEAR ENDED 31 AUGUST 2024**

3. MATERIAL ACCOUNTING POLICIES (CONTD.)

(I) Financial Instruments (Contd.)

- (ii) Financial instrument categories and subsequent measurement

Financial assets

Categories of financial assets are determined on initial recognition and are not reclassified subsequent to their initial recognition unless the Fund changes its business model for managing financial assets in which case all affected financial assets are reclassified on the first day of the first reporting period following the change of the business model.

a) Amortised cost (AC)

Amortised cost category comprises financial assets that are held within a business model whose objective is to hold assets to collect contractual cash flows and its contractual terms give rise on specified dates to cash flows that are solely payments of principal and profit on the principal amount outstanding. The financial assets are not designated as fair value through profit or loss. Subsequent to initial recognition, these financial assets are measured at amortised cost using the effective profit method. The amortised cost is reduced by impairment losses. Profit income, foreign exchange gains and losses and impairment are recognised in profit or loss. Any gain or loss on derecognition is recognised in profit or loss.

Profit income is recognised by applying effective profit rate to the gross carrying amount except for credit impaired financial assets where the effective profit rate is applied to the amortised cost.

b) Fair value through other comprehensive income (FVOCI)

(i) Sukuk investments

Fair value through other comprehensive income category comprises sukuk where it is held within a business model whose objective is achieved by both collecting contractual cash flows and selling the sukuk, and its contractual terms give rise on specified dates to cash flows that are solely payments of principal and profit on the principal amount outstanding. The sukuk is not designated as at fair value through profit or loss. Profit income calculated using the effective profit method, foreign exchange gains and losses and impairment are recognised in profit or loss. Other net gains and losses are recognised in other comprehensive income.

On derecognition, gains and losses accumulated in other comprehensive income are reclassified to profit or loss.

**NOTES TO THE FINANCIAL STATEMENTS
FOR THE FINANCIAL YEAR ENDED 31 AUGUST 2024**

3. MATERIAL ACCOUNTING POLICIES (CONTD.)

(I) Financial Instruments (Contd.)

- (ii) Financial instrument categories and subsequent measurement (Contd.)

Financial assets (Contd.)

b) Fair value through other comprehensive income (FVOCI) (Contd.)

(i) Sukuk investments (Contd.)

Profit income is recognised by applying effective profit rate to the gross carrying amount except for credit impaired financial assets where the effective profit rate is applied to the amortised cost.

(ii) Equity investments

This category comprises investment in equity that is not held for trading, and the Fund irrevocably elect to present subsequent changes in the investment's fair value in other comprehensive income.

This election is made on an investment-by-investment basis. Dividends are recognised as income in profit or loss unless the dividend clearly represents a recovery of part of the cost of investment.

Other net gains and losses are recognised in other comprehensive income. On derecognition, gains and losses accumulated in other comprehensive income are not reclassified to profit or loss.

c) Fair value through profit or loss (FVPL)

All financial assets not measured at amortised cost or fair value through other comprehensive income as described above are measured at fair value through profit or loss. This includes Islamic derivative financial assets (except for an Islamic derivative that is a designated and effective hedging instrument). On initial recognition, the Fund may irrevocably designate a financial asset that otherwise meets the requirements to be measured at amortised cost or at fair value through other comprehensive income as at fair value through profit or loss if doing so eliminates or significantly reduces an accounting mismatch that would otherwise arise.

Financial assets categorised as fair value through profit or loss are subsequently measured at their fair value. Net gains or losses, including any profit or dividend income, are recognised in the profit or loss.

All financial assets, except for those measured at fair value through profit or loss and equity investments measured at fair value through other comprehensive income, are subject to impairment assessment.

NOTES TO THE FINANCIAL STATEMENTS FOR THE FINANCIAL YEAR ENDED 31 JULY 2024

3. MATERIAL ACCOUNTING POLICIES (CONTD.)

(I) Financial Instruments (Contd.)

- (ii) Financial instrument categories and subsequent measurement (Contd.)

Financial Liabilities

(a) Amortised cost (AC)

Other financial liabilities not categorised as fair value through profit or loss are subsequently measured at amortised cost using the effective profit method.

Profit expense and foreign exchange gains and losses are recognised in the profit or loss. Any gains or losses on derecognition are also recognised in the profit or loss.

(b) Provisions

Provision is recognised only when the Fund has a present obligation (legal and constructive) as a result of a past event, it is probable that an outflow of economic resources will be required to settle the obligation and the amount of the obligation can be estimated reliably.

Provision is reviewed at each reporting date and adjusted to reflect the current best estimate. If it is no longer probable that an outflow of economic resources will be required to settle the obligation, the provision is reversed. If the effect of the time value of money is material, provisions are discounted using a current pre tax rate that reflects, where appropriate, the risks specific to the liability. When discounting is used, the increase in the provision due to the passage of time is recognised as a finance cost.

(iii) Derecognition

A financial asset or part of it is derecognised when, and only when, the contractual rights to the cash flows from the financial asset expired or transferred, or control of the asset is not retained or substantially all of the risks and rewards of ownership of the financial asset are transferred to another party. On derecognition of a financial asset, the difference between the carrying amount of the financial asset and the sum of consideration received (including any new asset obtained less any new liability assumed) is recognised in profit or loss.

A financial liability or a part of it is derecognised when, and only when, the obligation specified in the contract is discharged, cancelled or expired. A financial liability is also derecognised when its terms are modified and the cash flows of the modified liability are substantially different, in which case, a new financial liability based on modified terms is recognised at fair value.

On derecognition of a financial liability, the difference between the carrying amount of the financial liability extinguished or transferred to another party and the consideration paid, including any non-cash assets transferred or liabilities assumed, is recognised in profit or loss.

NOTES TO THE FINANCIAL STATEMENTS FOR THE FINANCIAL YEAR ENDED 31 AUGUST 2024

3. MATERIAL ACCOUNTING POLICIES (CONTD.)

(l) Financial Instruments (Contd.)

(iv) Offsetting

Financial assets and financial liabilities are offset and the net amount presented in the statement of financial position when, and only when, the Fund currently has a legally enforceable right to set off the amounts and it intends either to settle them on a net basis or to realise the asset and liability simultaneously.

(v) Unitholders' Contribution

The Unitholders' contributions to the Fund meet the definition of puttable instruments classified as equity under the MFRS 9.

Instruments classified as equity are measured at cost and are not remeasured subsequently.

Distribution equalisation is accounted for at the date of creation and cancellation of units of the Fund. It represents the average amount of distributable income or loss included in the creation and cancellation prices of units.

(m) Impairment of Assets

(i) Financial assets

The Fund recognised loss allowances for expected credit losses on financial assets measured at amortised cost, sukuk measured at fair value through other comprehensive income, contract assets and lease receivables. Expected credit losses are a probability-weighted estimate of credit losses.

The Fund measures loss allowances at an amount equal to lifetime expected credit loss, except for sukuk that are determined to have low credit risk at the reporting date, cash and bank balance and other sukuk for which credit risk has not increased significantly since initial recognition, which are measured at 12-month expected credit loss. Loss allowances for trade receivables, contract assets and lease receivables are always measured at an amount equal to lifetime expected credit loss.

When determining whether the credit risk of a financial asset has increased significantly since initial recognition and when estimating expected credit loss, the Fund consider reasonable and supportable information that is relevant and available without undue cost or effort. This includes both quantitative and qualitative information and analysis, based on the Fund's historical experience and informed credit assessment and including forward-looking information, where available.

NOTES TO THE FINANCIAL STATEMENTS FOR THE FINANCIAL YEAR ENDED 31 AUGUST 2024

3. MATERIAL ACCOUNTING POLICIES (CONTD.)

(m) Impairment of Assets (Contd.)

(i) Financial assets (Contd.)

Lifetime expected credit losses are the expected credit losses that result from all possible default events over the expected life of the asset, while 12-month expected credit losses are the portion of expected credit losses that result from default events that are possible within the 12 months after the reporting date. The maximum period considered when estimating expected credit losses is the maximum contractual period over which the Fund are exposed to credit risk.

The Fund estimates the expected credit losses on trade receivables using a provision matrix with reference to historical credit loss experience.

An impairment loss in respect of financial assets measured at amortised cost is recognised in profit or loss and the carrying amount of the asset is reduced through the use of an allowance account.

An impairment loss in respect of sukuk measured at fair value through other comprehensive income is recognised in profit or loss and the allowance account is recognised in other comprehensive income.

At each reporting date, the Fund assesses whether financial assets carried at amortised cost and sukuk at fair value through other comprehensive income are credit impaired. A financial asset is credit impaired when one or more events that have a detrimental impact on the estimated future cash flows of the financial asset have occurred.

The gross carrying amount of a financial asset is written off (either partially or fully) to the extent that there is no realistic prospect of recovery. This is generally the case when the Fund determines that the obligor does not have assets or sources of income that could generate sufficient cash flows to pay the amounts subject to the write-off. However, financial assets that are written off could still be subject to enforcement activities in order to comply with the Fund's procedures for recovery amounts due.

(ii) Other Assets

The carrying amounts of other assets (except for inventories, contract assets, lease receivables, deferred tax asset, assets arising from employee benefits, investment property measured at fair value and non-current assets (or disposal groups) classified as held for sale) are reviewed at the end of each reporting period to determine whether there is any indication of impairment. If any such indication exists, then the asset's recoverable amount is estimated. For goodwill and intangible assets that have indefinite useful lives or that are not yet available for use, the recoverable amount is estimated each period at the same time.

NOTES TO THE FINANCIAL STATEMENTS FOR THE FINANCIAL YEAR ENDED 31 AUGUST 2024

3. MATERIAL ACCOUNTING POLICIES (CONTD.)

(m) Impairment of Assets (Contd.)

(ii) Other Assets (Contd.)

For the purpose of impairment testing, assets are grouped together into the smallest group of assets that generates cash inflows from continuing use that are largely independent of the cash inflows of other assets or cash-generating units. Subject to an operating segment ceiling test, for the purpose of goodwill impairment testing, cash-generating units to which goodwill has been allocated are aggregated so that the level at which impairment testing is performed reflects the lowest level at which goodwill is monitored for internal reporting purposes.

The recoverable amount of an asset or cash-generating unit is the greater of its value in use and its fair value less costs of disposal. In assessing value in use, the estimated future cash flows are discounted to their present value using a pre-tax discount rate that reflects current market assessments of the time value of money and the risks specific to the asset or cash-generating unit.

An impairment loss is recognised if the carrying amount of an asset or its related cash-generating unit exceeds its estimated recoverable amount.

Impairment losses are recognised in profit or loss. Impairment losses recognised in respect of cash-generating units are allocated first to reduce the carrying amount of any goodwill allocated to the cash-generating unit (group of cash-generating units) and then to reduce the carrying amounts of the other assets in the cash-generating unit (groups of cash-generating units) on a *pro rata* basis. An impairment loss in respect of goodwill is not reversed. In respect of other assets, impairment losses recognised in prior periods are assessed at the end of each reporting period for any indications that the loss has decreased or no longer exists. An impairment loss is reversed if there has been a change in the estimates used to determine the recoverable amount since the last impairment loss was recognised.

An impairment loss is reversed only to the extent that the asset's carrying amount does not exceed the carrying amount that would have been determined, net of depreciation or amortisation, if no impairment loss had been recognised. Reversals of impairment losses are credited to profit or loss in the financial year in which the reversals are recognised.

(n) Fair Value of Financial Instruments

Financial instruments comprise financial assets and financial liabilities. Fair value is the price that would be received to sell an asset or paid to transfer a liability in an orderly transaction between market participants at the measurement date (i.e. exit price).

NOTES TO THE FINANCIAL STATEMENTS FOR THE FINANCIAL YEAR ENDED 31 AUGUST 2024

3. MATERIAL ACCOUNTING POLICIES (CONTD.)

(n) Fair Value of Financial Instruments (Contd.)

The fair value of financial assets traded in active markets (such as trading Shariah-compliant securities) are based on quoted market prices at the close of trading on the financial year end date.

An active market is a market in which transactions for the assets and liabilities take place with sufficient frequency and volume to provide pricing information on an ongoing basis.

The fair value of financial assets that are not traded in an active market is determined by using valuation techniques.

The carrying values of cash and cash equivalents, amount owing by stockbroking, profit receivable from Islamic deposits, dividend receivable and all current liabilities are reasonable approximations of their fair values due to their short-term nature.

The Fund classifies fair value measurements using a fair value hierarchy that reflects the significance of the inputs used in making the measurements. The fair value hierarchy has the following levels:

- Quoted prices (unadjusted) in active market for identical assets or liabilities (Level 1).
- Inputs other than quoted prices included within Level 1 that are observable for the asset or liability, either directly (that is, as prices) or indirectly (that is, derived from prices) (Level 2).
- Inputs for the asset and liability that are not based on observable market data (that is, unobservable inputs) (Level 3).

The level in the fair value hierarchy within which the fair value measurement is categorised in its entirety is determined on the basis of the lowest level input that is significant to the fair value measurement in its entirety.

For this purpose, the significance of an input is assessed against the fair value measurement in its entirety. If a fair value measurement uses observable inputs that require significant adjustment based on unobservable inputs, that measurement is a Level 3 measurement. Assessing the significance of a particular input to the fair value measurement in its entirety requires judgement, considering factors specific to the asset or liability.

The determination of what constitutes 'observable' requires significant judgement by the Fund. The Fund considers observable data to be that market data that is readily available, regularly distributed or updated, reliable and verifiable, not proprietary, and provided by independent sources that are actively involved in the relevant market.

The following table analyses within the fair value hierarchy the Fund's financial assets (by class) measured at fair value:

**NOTES TO THE FINANCIAL STATEMENTS
FOR THE FINANCIAL YEAR ENDED 31 AUGUST 2024**

3. MATERIAL ACCOUNTING POLICIES (CONTD.)

(n) Fair Value of Financial Instruments (Contd.)

<u>2024</u>	<u>Level 1</u> RM	<u>Level 2</u> RM	<u>Level 3</u> RM	<u>Total</u> RM
Financial Assets at FVPL				
Quoted Shariah – compliant shares in Malaysia	103,861,700	-	-	103,861,700
<u>2023</u>	<u>Level 1</u> RM	<u>Level 2</u> RM	<u>Level 3</u> RM	<u>Total</u> RM
Financial Assets at FVPL				
Quoted Shariah – compliant shares in Malaysia	107,680,701	-	-	107,680,701

Investments whose values are based on quoted market prices in active markets, and are therefore classified within Level 1, include active listed Islamic collective investment schemes and Shariah-compliant equities.

4. INVESTMENTS

Details are as follows:

	<u>Note</u>	<u>2024</u> RM	<u>2023</u> RM
(a) Quoted Shariah – compliant shares at cost		89,920,840	99,642,276
Fair value gain		13,940,860	8,038,425
Market value, as presented in statement of financial position		103,861,700	107,680,701
(b) Islamic Deposits	5	9,550,323	8,653,335
Total Investments		113,412,023	116,334,036

The list of investments are as in Schedule A.

**NOTES TO THE FINANCIAL STATEMENTS
FOR THE FINANCIAL YEAR ENDED 31 AUGUST 2024**

5. CASH AND CASH EQUIVALENTS

	Note	<u>2024</u> RM	<u>2023</u> RM
Islamic deposits with licensed financial institutions in Malaysia	4	9,550,323	8,653,335
Al – Wadiah savings		322,802	135,376
		<u>9,873,125</u>	<u>8,788,711</u>

Islamic deposits include fixed deposits based on Shariah principles in licensed financial institutions as follows:

	<u>2024</u> RM	<u>2023</u> RM
Islamic Banks	9,550,323	-
Investment Banks	-	8,653,335
	<u>9,550,323</u>	<u>8,653,335</u>

Average profit rate during the financial year and the average maturity of the Islamic deposits on the closing date are as follows:

<u>2024</u>	<u>Average Profit</u> Rate %	<u>Average</u> Maturity Period Days
Islamic Banks	2.97	5
 <u>2023</u>		
Investment Banks	2.96	7

6. AMOUNT OWING (TO)/BY THE MANAGER

	<u>2024</u> RM	<u>2023</u> RM
Creation of unit receivable	342,892	570,587
Cancellation of unit payable	(9,564,145)	(44,849)
Management fee accrued	(143,816)	(148,052)
	<u>(9,365,069)</u>	<u>377,686</u>

**NOTES TO THE FINANCIAL STATEMENTS
FOR THE FINANCIAL YEAR ENDED 31 AUGUST 2024**

7. DISTRIBUTION

The Manager with the approval of the Trustee has declared an income distribution of 1.83 sen (gross) (1.83 sen net) per unit to be distributed in the form of units for the financial year ended 31 August 2024 [2023: No income distribution had been declared].

	<u>2024</u>	<u>2023</u>
	RM	RM
Dividends income	3,744,469	-
Profit from Islamic deposits	230,117	-
Hibah from Al-Wadiah savings	703	-
Net profits from sales of investments	21,950,536	-
Undistributed profit for the year	<u>(17,649,419)</u>	-
	8,276,406	-
Expenses	(2,788,308)	-
Taxation	-	-
	<u>5,488,098</u>	-
Unit in circulation	<u>267,710,172</u>	-
	<u>2024</u>	<u>2023</u>
	RM	RM
29 February 2024		
Gross/Net distribution per unit (sen)	0.79	-
Total Interim Distribution	<u>2,703,912</u>	-
31 August 2024		
Gross/Net distribution per unit (sen)	1.04	-
Total Final Distribution	<u>2,784,186</u>	-

8. UNIT HOLDERS' CAPITAL

	<u>2024</u>		<u>2023</u>	
	Unit	RM	Unit	RM
Balance brought forward	372,374,734	146,400,680	374,584,741	146,962,608
Creation of units from application	89,368,553	34,721,729	54,831,842	16,993,656
Creation of units from distribution	7,976,142	2,703,912	-	-
	<u>469,719,429</u>	<u>183,826,321</u>	<u>429,416,583</u>	<u>163,956,264</u>
Cancellation of units during the year	(202,009,257)	(76,485,085)	(57,041,849)	(17,555,584)
Balance carried forward	<u>267,710,172</u>	<u>107,341,236</u>	<u>372,374,734</u>	<u>146,400,680</u>

**NOTES TO THE FINANCIAL STATEMENTS
FOR THE FINANCIAL YEAR ENDED 31 AUGUST 2024**

9. NET ASSET VALUE

Net Asset Value is derived after deducting the total liabilities of the Fund from the Fund's total assets, as per follows:

	<u>2024</u>		<u>2023</u>	
	RM	RM/Unit	RM	RM/Unit
Net asset value per unit attributable to the unit holders as disclosed in the Financial Statements	<u>101,678,814</u>	<u>0.3798</u>	<u>117,186,404</u>	<u>0.3147</u>

10. NET UNREALISED PROFIT ON CHANGES IN FAIR VALUE OF INVESTMENTS

	<u>2024</u> RM	<u>2023</u> RM
Unrealised profit on quoted Shariah - compliant shares	13,940,860	8,038,425
Total unrealised profit	13,940,860	8,038,425
Less: Unrealised profit of previous year	(8,038,425)	(3,336,760)
	5,902,435	4,701,665

11. MANAGEMENT FEE

The fee paid to the Manager, PMB INVESTMENT BERHAD is computed on a daily basis at 1.5% per annum on the Net Asset Value before deducting Management fee and Trustee fee for that particular day.

12. TRUSTEE FEE

The fee paid to Trustee, AmanahRaya Trustees Berhad is computed on a daily basis at 0.05% per annum on the Net Asset Value before deducting Management fee and Trustee's fee for that particular day.

**NOTES TO THE FINANCIAL STATEMENTS
FOR THE FINANCIAL YEAR ENDED 31 AUGUST 2024**

13. TRANSACTIONS WITH BROKER/DEALER (1/09/2023 – 31/08/2024)

Broker/Dealer	Transaction Value RM	%	Commission & Fee RM	%
Phillip Capital Sdn Bhd	35,805,229	11.51	101,323	10.83
Hong Leong Investment Bank Bhd	33,157,443	10.66	104,534	11.18
Public Investment Bank Bhd	28,981,648	9.31	79,895	8.54
BIMB Securities Sdn Bhd	27,418,823	8.81	82,538	8.83
RHB Investment Bank Bhd	27,173,580	8.73	89,686	9.59
MIDF Amanah Investment Bank Bhd	24,695,354	7.94	76,547	8.19
Kenanga Investment Bank Bhd	23,177,346	7.45	75,579	8.08
TA Securities Holdings Bhd	23,124,848	7.43	61,048	6.53
AmlInvestment Bank Bhd	21,335,054	6.86	65,678	7.02
Affin Hwang Investment Bank Bhd	20,173,809	6.48	56,364	6.03
CIMB Securities Sdn Bhd	15,994,860	5.14	42,945	4.59
Maybank Investment Bank Bhd	15,778,018	5.07	51,631	5.52
CGS International Securities (M) Sdn Bhd	11,268,125	3.62	37,194	3.98
Macquarie Capital Securities (M) Sdn Bhd	3,083,799	0.99	10,181	1.09
Total Transactions	311,167,936	100.00	935,143	100.00

14. TAXATION

	<u>2024</u> RM	<u>2023</u> RM
Taxation for the year	-	-

The reconciliation between tax expenses and accounting profit multiplied by 24% tax rates for the financial year ended 31 August 2024 and 31 August 2023 are as follows:

	<u>2024</u> RM	<u>2023</u> RM
Profit before taxation	<u>29,039,952</u>	<u>1,877,505</u>
Taxation at the rate of 24%	6,969,588	450,601
Tax effect of exempted income	(6,222,198)	(1,281,099)
Tax effect of income not subject to tax	(1,416,584)	(1,128,400)
Tax effect of expenses not deductible	669,194	1,958,898
Taxation for the year	<u>-</u>	<u>-</u>

**NOTES TO THE FINANCIAL STATEMENTS
FOR THE FINANCIAL YEAR ENDED 31 AUGUST 2024**

15. MANAGER'S AND DIRECTORS' INTERESTS

The details of the interests of the Manager and the Directors of the Company in the Fund are as follows:-

	<u>2024</u>	<u>2023</u>
(a) <u>Unit Holding</u>		
PMB INVESTMENT BERHAD	Nil	Nil
Directors	Nil	Nil
(b) <u>Expenses</u>		
Management fee paid and accrued	RM1,772,410	RM1,742,423

Transactions between Fund, Manager and related parties are based on normal business transactions. The holding of the Manager's unit is based on beneficial holdings.

16. TOTAL EXPENSE RATIO ("TER")

TER is calculated as follows:-	<u>2024</u>	<u>2023</u>
$\text{TER} = \frac{\text{Fees of the Fund} + \text{Recovered expenses of the Fund} \times 100}{\text{Average net asset value of the Fund calculated on a daily basis}}$	1.57%	1.57%

17. PORTFOLIO TURNOVER RATIO ("PTR")

PTR is calculated as follows:	<u>2024</u>	<u>2023</u>
$\text{PTR} = \frac{\text{Total acquisition} + \text{Total disposals}}{2 \times \text{Average net asset value of the Fund calculated on a daily basis}}$	1.32 times	1.07 times

18. FINANCIAL INSTRUMENTS

a) Classification of financial instruments

The table below provides an analysis of financial instruments categories as follows:

- i) Amortised Cost (AC)
- ii) Fair Value Through Profit or Loss (FVPL)

**NOTES TO THE FINANCIAL STATEMENTS
FOR THE FINANCIAL YEAR ENDED 31 AUGUST 2024**

18. FINANCIAL INSTRUMENTS (CONTD.)**a) Classification of financial instruments (Contd.)**

<u>2024</u>	<u>Carrying Amount</u>	<u>AC</u>	<u>FVPL</u>
	RM	RM	RM
<u>Financial Assets</u>			
Quoted Shariah – compliant shares in Malaysia	103,861,700	-	103,861,700
Cash and cash equivalents	9,873,125	9,873,125	-
Profit receivable from Islamic deposits	2,738	2,738	-
Dividend receivable	108,800	108,800	-
	<u>113,846,363</u>	<u>9,984,663</u>	<u>103,861,700</u>

<u>2024</u>	<u>Carrying Amount</u>	<u>AC</u>
	RM	RM
<u>Financial Liabilities</u>		
Amount owing to the Manager	9,365,069	9,365,069
Amount owing to the Trustee Distribution	4,794	4,794
Other payables and accruals	2,784,186	2,784,186
	<u>13,500</u>	<u>13,500</u>
	<u>12,167,549</u>	<u>12,167,549</u>

**NOTES TO THE FINANCIAL STATEMENTS
FOR THE FINANCIAL YEAR ENDED 31 AUGUST 2024**

18. FINANCIAL INSTRUMENTS (CONTD.)

a) Classification of financial instruments (Contd.)

<u>2023</u>	<u>Carrying Amount</u>	<u>AC</u>	<u>FVPL</u>
	RM	RM	RM
Financial Assets			
Quoted Shariah – compliant shares in Malaysia	107,680,701	-	107,680,701
Cash and cash equivalents	8,788,711	8,788,711	-
Amount owing by Manager	377,686	377,686	-
Profit receivable from Islamic deposits	2,022	2,022	-
Dividend receivable	355,719	355,719	-
	<u>117,204,839</u>	<u>9,524,138</u>	<u>107,680,701</u>

<u>2023</u>	<u>Carrying Amount</u>	<u>AC</u>
	RM	RM
Financial Liabilities		
Amount owing to the Trustee	4,935	4,935
Other payables and accruals	13,500	13,500
	<u>18,435</u>	<u>18,435</u>

19. APPROVAL OF FINANCIAL STATEMENTS

The financial statements have been approved for issue by the Manager on the date of these financial statements.

SCHEDULE A**PMB SHARIAH PREMIER FUND
LIST OF INVESTMENTS AS AT 31 AUGUST 2024**

NO.	NAME OF INVESTMENT	NUMBER OF SHARES	AT COST RM	AT FAIR VALUE RM	PERCENTAGE OF NET ASSET VALUE %
A QUOTED SHARIAH-COMPLIANT SHARES					
MAIN MARKET					
CONSTRUCTION					
1	Gamuda Bhd.	920,000	4,237,652	6,900,000	6.79
2	IJM Corporation Bhd.	1,800,000	3,962,482	5,166,000	5.08
3	Sunway Construction Bhd.	1,220,000	2,981,134	4,892,200	4.81
	Total		11,181,268	16,958,200	16.68
CONSUMER PRODUCTS & SERVICES					
1	Fraser & Neave Holdings Bhd	140,000	3,988,239	4,186,000	4.12
ENERGY					
1	Dayang Enterprise Holdings Bhd	1,800,000	5,024,700	4,680,000	4.60
HEALTHCARE					
1	Hartalega Holdings Bhd	1,850,000	6,082,015	4,569,500	4.49
2	Kossan Rubber Industries Bhd	2,350,000	4,725,472	4,277,000	4.21
3	KPJ Healthcare Bhd	3,100,000	4,804,103	5,952,000	5.85
	Total		15,611,590	14,798,500	14.55
INDUSTRIAL PRODUCTS & SERVICES					
1	Chin Hin Group Bhd	1,620,000	5,329,500	5,103,000	5.02
2	Malayan Cement Bhd	1,000,000	3,315,993	5,430,000	5.34
3	Sunway Bhd	1,720,000	4,722,763	7,052,000	6.94
4	V.S. Industry Bhd	4,400,000	5,748,730	4,796,000	4.72
	Total		19,116,986	22,381,000	22.02
PLANTATIONS					
1	United Plantations Bhd	225,000	3,758,810	5,850,000	5.75
PROPERTY					
1	Eco World Development Group Bhd	3,280,000	3,828,193	5,084,000	5.00
2	S P Setia Bhd	3,700,000	4,578,302	4,070,000	4.00
3	Sime Darby Property Bhd	5,100,000	5,469,942	7,140,000	7.02
4	UEM Sunrise Bhd	4,710,000	4,877,239	4,144,800	4.08
	Total		18,753,676	20,438,800	20.10

SCHEDULE A

PMB SHARIAH PREMIER FUND
LIST OF INVESTMENTS As At 31 AUGUST 2024

No.	NAME OF INVESTMENT	NUMBER OF SHARES	AT	AT	PERCENTAGE
			COST	FAIR VALUE	OF NET ASSET VALUE
			RM	RM	%
A QUOTED SHARIAH-COMPLIANT SHARES (CONTD.)					
MAIN MARKET (CONTD.)					
TECHNOLOGY					
1	Frontken Corporation Bhd	1,400,000	5,385,966	5,040,000	4.96
TELECOMMUNICATION & MEDIA					
1	Telekom Malaysia Bhd	630,000	3,627,118	4,258,800	4.19
UTILITIES					
1	Tenaga Nasional Bhd	360,000	3,472,487	5,270,400	5.18
Total Quoted Shariah-compliant Shares			89,920,840	103,861,700	102.15
Unrealised Gain			13,940,860		
			103,861,700		

No	FINANCIAL INSTITUTION	TYPE	PLACEMENT	PLACEMENT	PERCENTAGE
			COST	FUND VALUE	OF NET ASSET VALUE
			RM	RM	%
B ISLAMIC DEPOSIT					
1	CIMB Islamic Bank Bhd	Commodity Murabahah	4,550,323	4,551,445	4.47
2	MBSB Bank Bhd	Commodity Murabahah	5,000,000	5,001,616	4.92
Total Islamic Deposit			9,550,323	9,553,061	9.39
				113,414,761	111.54

10. BUSINESS INFORMATION NETWORK

OFFICES

Head Office

2nd Floor, Wisma PMB,
No.1A, Jalan Lumut,
50400, Kuala Lumpur.
Tel: (03) 4145 3800 Fax: (03) 4145 3901
E-mail: clients@pelaburanmara.com.my

Central Region

1st Floor, Wisma PMB,
No. 1A, Jalan Lumut
50400 Kuala Lumpur
Tel: (03) 4145 3900 Fax: (03) 4145 3901
E-mail: pmbi.central@pelaburanmara.com.my

Northern Region

No. 46 1/F Jalan Todak 2
Pusat Bandar Seberang Jaya
13700 Perai, Pulau Pinang
Tel: (04) 3909036 Fax: (04) 3909041
H/P: (013) 2710392 (Suhaila Malzuki)
E-mail: pmbi.north@pelaburanmara.com.my
suhaila@pelaburanmara.com.my

Eastern Region

Lot D103, Tingkat 1, Mahkota Square
Jalan Mahkota, 25000 Kuantan, Pahang
Tel: (09) 5158545 Fax: (09) 5134545
H/P: (017) 7710117 (Ameer Khalifa Mohd Azman)
E-mail: pmbi.east@pelaburanmara.com.my
ameer.khalifa@pelaburanmara.com.my

Southern Region

No. 17-01, Jalan Molek 1/29
Taman Molek, 81100 Johor Bahru
Tel: (07) 3522120 Fax: (07) 3512120
H/P: (016) 2232414 (Suraya Rosli)
E-mail: pmbi.south@pelaburanmara.com.my
suraya@pelaburanmara.com.my

SALES OFFICES

Sarawak

No. 59, Tingkat 1, Jalan Tun Jugah
93350 Kuching, Sarawak
Tel: (082) 464402 Fax: (082) 464404
H/P: (013) 8230645 (John Nyaliaw)
E-mail: pmbi.sarawak@pelaburanmara.com.my
john@pelaburanmara.com.my

Sabah

Lot 16-4, Block C, Level 4 Harbour City, Sembulan
88100 Kota Kinabalu, Sabah
Tel: (088) 244129 Fax: (088) 244419
E-mail: pmbi.sabah@pelaburanmara.com.my

STATE SALES OFFICE:

Kedah

No. 65, 1st Floor, Kompleks Sultan Abdul Hamid,
Persiaran SSAH 1A, 05050 Alor Setar, Kedah
Tel: (04) 7724000
E-mail: pmbi.kedah@pelaburanmara.com.my

Kelantan

Tingkat 1, Lot 1156, Seksyen 11,
15100 Kota Bharu, Kelantan
Tel: (09) 7421791 Fax: (09) 742 1790
E-mail: pmbi.kelantan@pelaburanmara.com.my

AGENCY OFFICES

Kuala Lumpur

Abdul Samad Ashaari
Suite 8-1 & 8-2, Level 8 Menara CIMB,
No.1, Jalan Stesen Sentral 2,
Kuala Lumpur Sentral,
50470 Kuala Lumpur
H/P: (019) 2206085
E-mail: samad.ashaari@gmail.com

Amir Md Yusof
No. 55-1, Jln 3/23A,
Off Jln Genting Klang, Tmn Danau Kota,
53300 Kuala Lumpur
H/P: (011) 16776969
E-mail: orangkeramat88@yahoo.com

AGENCY OFFICES

Kuala Lumpur

Ahmad Sanusi Husain
Tingkat 16, Menara TH 1 Sentral,
Jalan Rakyat, Kuala Lumpur Sentral,
50470 Kuala Lumpur
H/P: (019) 2348786
E-mail: sanusi.my@gmail.com

Zakira Ramlee
Level 3A, 1st Floor, Sunway Visio Tower,
Lingkar SV, Sunway Velocity,
55100, Kuala Lumpur
H/P: (012) 6083140
E-mail: zakira.pelaburanmara@gmail.com

Selangor

Azrin Aliman
No.2-19, Level 2, Jalan Prima SG1,
Prima Sri Gombak,
68100, Batu Caves, Selangor
H/P: (012) 9239599
E-mail: azrinaliman@gmail.com

Terengganu

Mohd Nazri Othman
No. 472-C, Tingkat 1, Jalan Kamaruddin
20400 Kuala Terengganu, Terengganu
Tel: (09) 6271820 H/P: (019) 9847878
E-mail: nazri.pmbi@gmail.com

Muhamad Zikri Shamsudin
K8813-C-2, Jalan Kemaman/ Dungun,
Bangunan MPK Kerteh, Bandar Seri Kerteh,
24300 Kemaman, Terengganu
H/P: (013) 5025050
E-mail: muhamadzikrishamsudin@gmail.com

Institutional Unit Trust Agents:

iFast Capital Sdn. Bhd.
Phillip Mutual Berhad
TA Investment Management Berhad
KAF Investment Funds Berhad
Affin Bank Berhad
UOB Kay Hian Securities (M) Sdn Bhd
Bank Simpanan Nasional

Financial Institutions For Autodebit Services:

Bank Simpanan Nasional
CIMB Bank Berhad
Malayan Banking Berhad/Maybank Islamic Berhad
RHB Bank Berhad/RHB Islamic Bank Berhad

Corporate Unit Trust Adviser (CUTA):

Genexus Advisory Sdn. Bhd

11. INFORMATION OF CUSTOMER SERVICES

CUSTOMER SERVICES

You may communicate with us via:-

- Customer Service Units : (03) 4145 3900
- E-mail : clients@pelaburanmara.com.my

Our Customer Service Personnel would assist your queries on our unit trust funds.

NOTES TO PROSPECTIVE INVESTORS

This report is not an offer to sell units.

Prospective investor should read and understand the contents of the Prospectus. If you are in doubt, please consult your investment adviser on this scheme.

Past performance of the Fund is not an indication of future performance and unit prices and investment returns may fluctuate.

THIS PAGE INTENTIONALLY LEFT BLANK

THIS PAGE INTENTIONALLY LEFT BLANK

THIS PAGE INTENTIONALLY LEFT BLANK



Know How. No Doubt.

PMB INVESTMENT BERHAD
199301001702 (256439-D)

An Islamic Fund Management Company (IFMC)

Customer Services Unit: +603 4145 3900



A member of  PELABURANMARA