

# **PMB DANA AL-AIMAN**

ANNUAL REPORT FOR THE  
FINANCIAL YEAR ENDED  
31 MAY 2024

Dear Unitholder,

**MOVING TOWARDS ELECTRONIC COMMUNICATION.**

We wish to inform that you have been automatically enrolled to receive funds' reports via electronic medium effective 31 March 2018. You will receive a notification by SMS/email when the funds' report is ready for download on our website at [www.pmbinvestment.com.my](http://www.pmbinvestment.com.my). Please note that the report will be available to view and download from our website until next financial report. Please inform us in writing if you do not wish to receive the documents electronically.

Should you have any queries or need further clarification, please do not hesitate to contact our Customer Service Units at 03-4145 3900 or email at [clients@pelaburanmara.com.my](mailto:clients@pelaburanmara.com.my).

Thank you.

## CORPORATE INFORMATION

### MANAGER

#### PMB INVESTMENT BERHAD

(A member of Pelaburan MARA Berhad)

### HEAD OFFICE

2nd Floor, Wisma PMB,

No.1A, Jalan Lumut,

50400 Kuala Lumpur.

Tel: (03) 4145 3800 Fax: (03) 4145 3901

E-mail: clients@pelaburanmara.com.my

Website: www.pmbinvestment.com.my

### BOARD OF DIRECTORS

Mansoor Bin Ahmad

Mohd Sabri bin Ramly

Mahani binti Ibrahim

Mahdzir bin Othman

Dato' Zulfikri bin Osman (*Effective until 15 August 2023*)

YM Tengku Umizar binti YM Tengku Ubaidillah

Nik Mohamed Zaki bin Nik Yusoff

Mohd Halmishahril bin Ahmad Jamir (*Appointed on 15 August 2023*)

### CHIEF EXECUTIVE OFFICER

Mahani binti Ibrahim

### COMPANY SECRETARIES

Mohd Shah Bin Hashim (BC/M/148)

### INVESTMENT COMMITTEE MEMBERS

Mansoor bin Ahmad

Nik Mohamed Zaki bin Nik Yusoff

Prof. Dr. Mohamed Aslam bin Mohamed Haneef

Mahdzir bin Othman

Rahimi bin Ramli (*Appointed on 6 June 2023*)

### TRUSTEE

AMANAHRAYA TRUSTEES BERHAD

### SHARIAH ADVISER

BIMB SECURITIES SDN BHD

### AUDITORS

MESSRS AL JAFREE SALIHIN KUZAIMI PLT (ASK)

## TABLE OF CONTENTS

1.	FUND INFORMATION	4
2.	FUND PERFORMANCE DATA	5
3.	MANAGER'S REPORT	7
4.	LAPORAN PENGURUS	15
5.	TRUSTEE'S REPORT	23
6.	SHARIAH ADVISER'S REPORT	24
7.	STATEMENT BY MANAGER	25
8.	AUDITOR'S REPORT	26
9.	FINANCIAL STATEMENT	30
10.	BUSINESS INFORMATION NETWORK	60
11.	INFORMATION OF CUSTOMER SERVICE	63
12.	INVESTOR PROFILE UPDATE FORM	64

## **1. FUND INFORMATION**

### **1.1 FUND NAME**

PMB DANA AL-AIMAN – PMB AL- AIMAN (“FUND”).

### **1.2 FUND CATEGORY/TYPE**

Equity (Shariah-compliant)/Growth & Income.

### **1.3 FUND INVESTMENT OBJECTIVE**

To provide investors with steady return and to achieve capital growth in the medium to long term by investing in equities and fixed income securities that conform to the Shariah principles.

### **1.4 FUND PERFORMANCE BENCHMARK**

FTSE Bursa Malaysia EMAS Shariah Index (FBMSHA).

### **1.5 FUND DISTRIBUTION POLICY**

The distribution if any is annual, subject to the availability of income for the financial period. The distribution of income, if any, will be made in the form of cash or additional units.

### **1.6 CHANGES MADE TO THE FUND’S PROSPECTUS**

The Third Supplementary Master Prospectus was issued to investors with effect from 1 March 2024 to waive switching fee from RM25 to Nil, to change the minimum holding of units from value to unit and other updates which are general in nature.

For more details, unit holders may visit:

[https://www.pmbinvestment.com.my/uploads/files/third\\_supplementary\\_master\\_prospectus\\_1715059045.pdf](https://www.pmbinvestment.com.my/uploads/files/third_supplementary_master_prospectus_1715059045.pdf)

## 2. FUND PERFORMANCE DATA

### 2.1 PORTFOLIO COMPOSITION

Sector	31 MAY		
	2024	2023	2022
<b>Quoted Shariah-compliant Equities</b>	%	%	%
Construction	1.42	1.51	3.20
Consumer Products & Services	5.70	7.51	2.53
Energy	12.92	6.36	2.76
Financial Services	-	-	2.35
Healthcare	3.69	2.55	-
Industrial Products & Services	24.46	17.56	23.87
Plantation	1.77	2.20	5.41
Property	7.75	-	-
Technology	18.29	29.96	18.91
Telecommunication & Media	-	3.04	7.82
Transportation & Logistics	4.46	2.48	3.02
Utilities	7.00	5.51	3.35
<b>Islamic Deposits/Cash/Others</b>	12.54	21.32	26.78
<b>Total</b>	<b>100.00</b>	<b>100.00</b>	<b>100.00</b>

### 2.2 PERFORMANCE DETAILS

	31 MAY		
	2024	2023	2022
Net Asset Value (NAV) - xD (RM'000)	42,697	29,431	24,888
Unit in circulation ('000)	84,935	69,602	63,770
NAV per unit - xD (RM)	0.5027	0.4228	0.3903
NAV per unit - xD: <i>Highest</i> (RM)	0.5440	0.4999	0.4809
: <i>Lowest</i> (RM)	0.4174	0.3690	0.3801
Total Return* (%)	25.05	16.01	(7.93)
Capital Growth* (%)	18.90	8.33	(7.93)
Income Return (%)	6.15	7.68	-
Gross Distribution per unit (sen)	^2.60	^3.00	-
Net Distribution per unit (sen)	^2.60	^3.00	-
Total Expense Ratio (TER) <sup>1</sup> (%)	1.59	1.61	1.61
Portfolio Turnover Ratio (PTR) <sup>2</sup> (times)	1.24	1.33	0.92

\*Source: Lipper

^ Distribution is in the form of units

**Past performance is not necessarily indicative of future performance, unit prices and investment returns may fluctuate.**

## 2.2 PERFORMANCE DETAILS (CONTD.)

- 1 The TER for the financial year ended 31 May 2024 dropped slightly to 1.59% from 1.61% in the previous corresponding year. This was due to 28.06% increase in total expenditure, in line with the 28.73% increase in the average Fund size. The growth in average Fund size was due to the 22.03% growth in units in circulation.
- 2 The PTR for the financial year ended 31 May 2024 dropped to 1.24 times from 1.33 times in the previous year corresponding period last year due to 20.13% increase in average purchase and sale activities. The increase in the average purchase and sales activities happened as we adjust to volatile market condition.

* AVERAGE TOTAL RETURN (31 MAY)			
	1-year	3-year	5-year
PMB AL-AIMAN	25.05%	10.12%	9.91%
BENCHMARK	16.84%	(1.00%)	0.99%

* ANNUAL TOTAL RETURN (31 MAY)					
	2024	2023	2022	2021	2020
PMB AL-AIMAN	25.05%	16.01%	(7.93%)	11.56%	7.70%
BENCHMARK	16.84%	(7.85%)	(9.89%)	6.22%	1.95%

\* Source: Lipper

**Past performance is not necessarily indicative of future performance, unit prices and investment returns may fluctuate.**

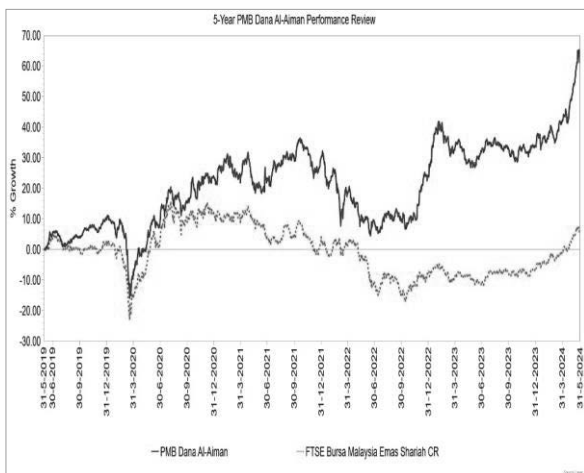
### 3. MANAGER'S REPORT

We are pleased to present the Manager's report of PMB Al-Aiman for the financial year ended 31 May 2024 (1 June 2023 until 31 May 2024).

#### 3.1 FUND PERFORMANCE

PMB Al-Aiman had met its objective, which is to achieve capital growth over the medium to long-term period. Based on data from Lipper, the Fund's returns for the 10, 5 and 3-year period registered a total return of 29.51%, 60.48% and 33.57% respectively. For the financial year ended 31 May 2024, the Fund increased its return by 25.05%.

The Fund's performance measured against benchmark for 5-year financial period ended 31 May 2024 is as follows:



For the 5-year financial period ended 31 May 2024, the Fund's performance increased by 60.48% compared to the benchmark return of 5.06%.

For the financial year ended 31 May 2024, NAV/unit increased by RM0.1059 or 25.05% to RM0.5287 (cD) from RM0.4228 (xD) as at 31 May 2023.

#### 3.2 INCOME DISTRIBUTION/UNIT SPLIT

For the financial year ended 31 May 2024, the Fund has declared an income distribution of 2.60 sen/unit in the form of new unit. No unit split was declared during the financial year ended 31 May 2024.



### 3.3 POLICY & INVESTMENT STRATEGY

The Fund shall invest primarily in a diversified portfolio of Shariah-compliant equities and Shariah-compliant equity-related securities listed on Bursa Malaysia.

Throughout the financial year ended 31 May 2024, Fund Manager adopted a balanced strategy, with a focus on stocks with sustainable earnings and solid growth prospects. The asset allocation reviewed periodically depending on the country's economic and stock market outlook. With volatility in markets, Fund Manager raised its cash holdings and went into a defensive stance in their allocation. Stock selection by Fund Manager is made up of a combination of undervalued large and mid-cap stocks and a selection of small-cap stocks.

### 3.4 CROSS TRADE

No cross-trade transactions have been carried out during the reported year.

### 3.5 SECURITIES FINANCING TRANSACTIONS

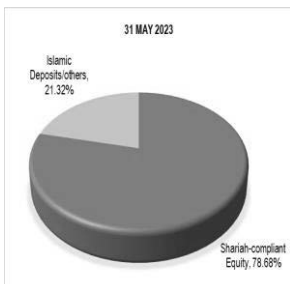
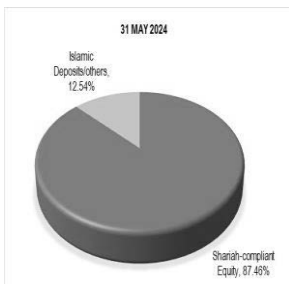
PMB Al-Aiman has not undertaken any securities lending or repurchase transactions during the financial year under review.

### 3.6 ASSET ALLOCATION OF THE FUND

Comparison of investment components based on NAV is as follows: -

ASSET ALLOCATION				
	31 May 2024 (%)	31 May 2023 (%)	Change (%)	Investment Exposure Average (%)
Shariah-compliant Equity	87.46	78.68	8.78	83.07
Islamic Deposits / others	12.54	21.32	(8.78)	16.93

As at 31 May 2024, 87.46% of the Fund's NAV was invested in Shariah-compliant equity market. The balance of 12.54% was held in Islamic deposits and/or other permitted investments.



### 3.7 EQUITY MARKET REVIEW

For the financial year ended 31 May 2024, the main benchmark for the Malaysian Shariah-compliant equity, FBMSHA, appreciated by 1,785.85 points or 16.84% to 12,392.36 while the main benchmark for Malaysian stock market, FBMKLCI, increased by 209.56 points or 15.11% to 1,596.68.

During that year, the FBMSHA recorded its highest level of 12,666.17 on 23 May 2024 and its lowest of 10,414.87 on 30 June 2023. Meanwhile, FBMKLCI posted its highest level of 1,629.18 on 23 May 2024 while the lowest level of 1,374.64 was recorded on 8 June 2023. The movement range for the FBMSHA during the stipulated financial period was 2,251.30 points as compared to 1,645.96 points during the same period in the previous year.

In June, the FBMKLCI fell by -0.8% MoM. FBMKLCI tumbled as much as 18.2 points before paring its losses to 11.7 points at 1,376.68 on the last day of the first half of 2023, taking a cue from the rebalancing exercises by funds before the crucial six states' polls likely to be held in August. Globally, World Bank and OECD revised their global economic growth forecast to 2.1% (previously 1.7%) and 2.7% (previously 1.7%), respectively, for 2023. After the US House of Representatives and Senate passed the US debt-limit deal, President Joe Biden signed the deal into law, averting a US debt default. Locally, the government has reduced the stamp duty for shares traded on Bursa Malaysia, lowering it to 0.10% from 0.15% of the contract value, subject to a maximum cap of RM1,000 per contract, effective July 2023.

In July, the FBMKLCI rose by 6.0% or 82.75 points month-on-month (MoM) to close at 1,459.43. Optimism that the Fed is at the tail-end of its rate-hike cycle, the prospect of more stimulus measures from Beijing to support China's growth, and foreign fund inflows helped push the market higher. Besides, the plantation and oil sectors gained after commodities such as Crude Palm Oil and Crude Oil prices rallied in the wake of Russia's attack on Ukraine's agricultural facilities and its ending of the Black Sea grain deal. Meanwhile, other global news includes a) the IMF projected global real GDP growth of 3.0% in 2023, up 0.2 percentage point from its April forecast, b) the US Federal Open Meeting Committee (FOMC) raised the Fed funds rate by 25 bps to 5.25-5.50%, and c) Saudi extended its output reduction another month into August and Russia cut its exports by 500,000 barrels per day in August. Locally, the government a) gazetted the reduction of the stamp duty for shares traded on Bursa Malaysia to 0.10% from 0.15% of the contract value, subject to a maximum cap of RM1,000 per contract, effective 13 July 2023, b) launched the Madani Economic Narrative, c) launched the National Energy Transition Roadmap (NETR) Part 1, and d) BNM maintained its OPR at 3.0%.

In August, the FBMKLCI marginally shed 7.49 points, or 0.5%, MoM to close at 1,451.94 points. A strong surge of buying interest had been seen in the property names, utilities and construction sector. Other than that, investors stayed cautious due to the state elections, results season, slower 2Q 2023 GDP growth of 2.9%, and weak global market.

### 3.7 EQUITY MARKET REVIEW (CONTD.)

Meanwhile, the global market performed poorly after a) Fitch Ratings downgraded its U.S. credit rating to AA+ from AAA, b) Moody's downgraded the credit ratings for ten smaller U.S. banks and put some bigger banks on watch for downgrade, c) S&P Global cut its credit ratings and outlook on multiple U.S. regional banks and d) China weakening economic activity.

In September, the FBMKLCI lost 27.77 points, or 1.9%, MoM, but gained 3.5% (+48.26 points) quarter-on-quarter (QoQ) to close at 1,424.17 points. The local market ended in negative territory as investors continued to fret about Fed's hawkish pause, surging Treasury yields and dollar index, and a looming US government shutdown. Sentiment was also dampened by heightened concerns over China's property crisis and growing pessimism over an economic recovery in the country. Locally, BNM maintained the OPR at 3.00% as widely expected and domestic investors reassessed the 12 Malaysian Plan (12MP) – Mid Term Review.

In October, the FBMKLCI gained 17.97 points, or 1.3%, MoM to close at 1,442.14 points. Sentiment dented by intensified fear over higher-for-longer US interest rate, the spike in US Treasury yield, GDP downgrade from the region and weakening Asia's manufacturing. Domestically, unencouraging economic development and foreign selling momentum added pressure on the local market. Despite the negative sentiment in the global market, FBMKLCI ended in positive territory due to buying support on the selected heavyweight counters. Prime Minister presented Budget 2024, themed "Economic Reforms, Empowering the People" in which the Malaysian economy is forecast to grow within the range of 4.0% to 5.0% next year (2023E: 4.0%). Meanwhile, the World Bank and IMF forecast Malaysia's real GDP to grow by 3.9% and 4.0% respectively in 2023. Both agencies expect Malaysia's GDP to grow 4.3% in 2024.

Tracking the positive performance in the global markets throughout the month and the MSCI rebalancing exercise at month-end helped the FBMKLCI gained 10.60 points, or 0.7%, MoM to close at 1,452.74 points in November. Besides, the market trended higher as foreign flows had been rising while local institutions were seeing an influx of buying flows in-line with the rise of the overall global market sentiment. The bulk of this month's gains were also due to the mostly better-than-expected US corporate earnings, more cooling October CPI, the notion that the Fed is done raising rates and various economic data that seemed consistent with a soft-landing economic scenario in the US. Investors also digested high-level discussions between Chinese President Xi Jinping and US President Joe Biden during the Asia-Pacific Economic Corporation (APEC) summit in California. Locally, the Malaysian economy grew by 3.3% in the third quarter of 2023 (2Q 2023: 2.9%), BNM maintained its OPR at 3% in its Monetary Policy Committee (MPC) meeting and a 30-day visa-free entry for travelers from China and India to Malaysia from 1 December 2023.

In December, the FBMKLCI was up marginally by +1.86 points or +0.1% MoM and gained 2.1% (+30.49 points) QoQ to close at 1,454.66. Year-to-date (YTD), the FBMKLCI ended 2023 lower by 2.7%. The benchmark index underwent a mild window-dressing early in the first half of the month, bolstered by the Federal Reserve's mid-December policy projections signalling a rate cut in 2024, before experiencing a seesaw trade influenced by persistent selling pressure throughout the rest of the month. Besides, the recovery attempt towards month-end failed to sustain due to the lack of continued buying interest.

### 3.7 EQUITY MARKET REVIEW (CONTD.)

Meanwhile, glove counters were back in vogue with rising Covid-19 cases. In the month, the Prime Minister reshuffled the cabinet line-up and his visit to Japan attracted RM6.56 billion in potential investments.

In January 2024, the FBMKLCI was up by +58.32 points or +4.0% MoM to close at 1,512.98. The benchmark index touched the highest level since August 2022, driven by external developments such as China's potential stimulus and US economic data revived hope for a soft-landing scenario in the US. Meanwhile, domestic sentiment remained optimistic despite the continued weakness in ringgit. However, in the middle of the month, small caps and ACE market stocks suffered losses as 13 stocks either hit limit-downs, drew unusual market activity (UMA) queries from the bourse regulator, or triggered the freezing of their intra-day short-selling (IDSS). After the sell-down, the market rebounded strongly and breached the 1,500-resistance level driven by foreign buying. On the economic matter, the IMF and World Bank expected the global economy to grow by 3.1% and 2.4%, respectively, in 2024. Meanwhile, BNM held its OPR unchanged at 3% for the fourth consecutive meeting on 24 January 2024, in line with market consensus.

In February, Bursa Malaysia had a positive month and the benchmark FBMKLCI ended at a 20-month high of 1,551.44, representing an increase of +38.46 points or +2.5% MoM. Foreign investors played a significant role in supporting the market as they became net buyers. The local bourse took its cue from the recovery rally in the US, which offered global markets some respite. Malaysia reported its GDP growth for Q4 2023 at 3.0%, and the 2023 GDP figure was +3.7% compared to +8.7% in 2022, amid lower global trade and private consumption.

In March, the FBMKLCI closed 15.37 points lower at 1,536.07 points. This represents a 1.0% decline MoM, but a 5.6% increase QoQ. Positive assessments from stockbrokers regarding Malaysian equities, supported by stronger corporate earnings and improving economic conditions, helped the market perform well in the first half of March. However, continuous profit-taking in heavyweights during the second half of the month led the market lower. The gains were also largely in response to the FOMC policy announcement. The committee voted unanimously to leave the target range for the Fed funds rate unchanged at 5.25-5.50% and anticipated three rate cuts this year despite recent inflation readings coming in hotter than expected. Meanwhile, in China, President Xi Jinping pledged that Beijing would continuously improve the business environment in the country. In Malaysia, BNM forecasted a growth of 4% to 5% in 2024, supported by resilient domestic demand and an improvement in external demand. The MPC of BNM decided to maintain the OPR at 3%. BNM is also optimistic that the ringgit would appreciate towards the end of the year, driven by structural reforms and positive growth prospects.

The benchmark FBMKLCI index recorded a strong performance in April, rising by +39.90 points or +2.6% MoM to 1,575.97. This increase was largely attributed to a boost in sentiment over heavyweight stocks, which helped lift buying interest in equities. Most benchmarks ended in the green, with Utilities, Healthcare, and Industrial benchmarks leading the surge, offset by Finance and Construction benchmarks, which ended in the red.

### 3.7 EQUITY MARKET REVIEW (CONTD.)

The sentiment was also boosted by the positive developments from the local front, including i) Preliminary data showed that Malaysia's economy grew at 3.9% year-on-year (YoY) in 1Q24 (4Q23: +3.0% YoY), ii) The IMF has revised the outlook for Malaysia's real GDP growth by a notch to 4.4% this year iii) The Prime Minister's announcement of setting up a RM3 billion "National Fund-of-Funds" to invest in high-growth companies on Bursa Malaysia and across ASEAN markets, and iv) The Employee Provident Fund (EPF) announced the creation of the Flexible Account (or Account 3) – a scheme that allows 10% of members' balances to be dedicated to unconditional withdrawal. However, gains were capped by the Middle-East tension and global economic data, especially the stubborn inflationary pressure in major economies that could delay the interest rate cuts.

After reaching its fresh three-year high of 1,632.79 (intra-day high) on 23 May 2024, the FBMKLCI faced profit-taking activities for the remaining period of May, in line with the weakness in regional markets. Still, the benchmark FBMKLCI index rose +20.71 points or +1.3% MoM to close at 1,596.78. Early in the month, the Fed's meeting eased fears of a rate hike during the year, maintaining a higher-for-longer stance as the 2% inflation target remains elusive. Domestically, the robust GDP growth (4.2% in Q1 2024), BNM MPC decided to maintain the OPR at 3%, the diesel subsidy rationalization programme, a salary hike for civil servants of more than 13% in December, allocation of RM25 billion for National Semiconductor Strategy (NSS), and slightly better financial reports from major companies helped the market to rally in May.

In this volatile market sentiment, the NAV/unit increased by 25.05% within the financial year ended 31 May 2024.

### 3.8 MONEY MARKET REVIEW

The Monetary Policy Committee (MPC) of BNM decided to maintain the Overnight Policy Rate (OPR) at 3.00% during its last meeting held on 9 May 2024.

The global economy continues to expand amid resilient labour markets in some countries and continued recovery in global trade. Looking ahead, global growth is expected to be sustained, as headwinds from tight monetary policy and reduced fiscal support will be cushioned by positive labour market conditions and moderating inflation. Global trade is expected to strengthen further as the global tech upcycle gains momentum. While global headline and core inflation continued to edge downwards in recent months, the pace for disinflation has slowed in some advanced economies. This increases the prospect of interest rates to remain high for longer, particularly in the US. The growth outlook remains subject to downside risks, mainly from further escalation of geopolitical tensions, higher-than-anticipated inflation outturns, and volatility in global financial markets.

For the Malaysian economy, the latest indicators point towards higher economic activity in the first quarter of 2024, driven by resilient domestic expenditure and a positive turnaround in exports. Going forward, the recovery in exports is expected to gather momentum supported by the global tech upcycle and continued strength in non-electrical and electronics goods.

### 3.8 MONEY MARKET REVIEW (CONTD.)

Tourist arrivals and spending are also poised to rise further. Continued employment and wage growth remain supportive of household spending. Investment activity would be supported by the ongoing progress of multi-year projects in both the private and public sectors, the implementation of catalytic initiatives under the national master plans, as well as the higher realisation of approved investments. The growth outlook is subject to downside risks from weaker-than-expected external demand, and larger declines in commodity production. Meanwhile, upside risks to growth mainly emanate from greater spillover from the tech upcycle, more robust tourism activity, and faster implementation of existing and new projects.

Headline and core inflation averaged 1.7% and 1.8% in the first quarter of 2024 respectively. Looking forward, inflation in 2024 is expected to remain moderate, broadly reflecting stable demand conditions and contained cost pressures. The outlook for the rest of the year is dependent on the implementation of domestic policy on subsidies and price controls, as well as global commodity prices and financial market developments. After incorporating the potential impact of subsidy rationalisation, headline and core inflation are projected to average between 2.0% - 3.5% and 2.0% - 3.0% for the year respectively.

The ringgit currently does not reflect Malaysia's economic fundamentals and growth prospects. External factors, namely shifting expectations of major economies' monetary policy paths and ongoing geopolitical tensions, have led to heightened volatility in both capital flows and exchange rates across the region, including the ringgit. The coordinated initiatives by the Government and Bank Negara Malaysia (BNM) with the Government-Linked Companies (GLCs) and Government-Linked Investment Companies (GLICs), and corporate engagements have gained further traction, cushioning the pressure on the ringgit. BNM will continue to manage risks arising from heightened financial market volatility. Over the medium term, domestic structural reforms will provide more enduring support to the ringgit.

At the current OPR level, the monetary policy stance remains supportive of the economy and is consistent with the current assessment of the inflation and growth prospects. The MPC remains vigilant to ongoing developments to inform the assessment on the outlook of domestic inflation and growth. The MPC will ensure that the monetary policy stance remains conducive to sustainable economic growth amid price stability.

*(Source: Bank Negara Malaysia's website)*

### **3.9 INTEREST OF UNIT HOLDERS**

Throughout the financial year ended 31 May 2024, there are no circumstances that materially affect any interest of the unit holders other than business transaction in accordance with the limitations imposed under the Deeds, Securities Commission's Guidelines, the Capital Markets and Services Act 2007 and other applicable laws during the financial period then ended.

### **3.10 SOFT COMMISSIONS AND REBATES**

During the financial year ended 31 May 2024, the Fund Manager received soft commission from brokers that indirectly assists in the decision-making process pertaining to the Fund's investment. The soft commission received include research, software and computer hardware related to Fund's investment and advisory services on Shariah matters. The soft commissions received were for the benefit of the Fund and there was no churning of trades.

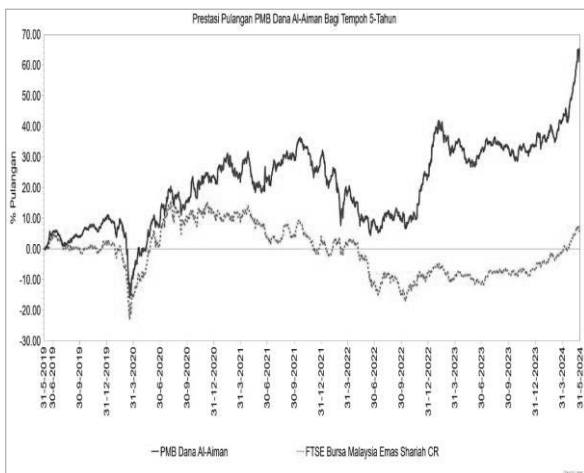
## 4. LAPORAN PENGURUS

Bagi tahun kewangan berakhir 31 Mei 2024 (1 Jun 2023 hingga 31 Mei 2024).

### 4.1 PRESTASI DANA

PMB Al-Aiman telah dapat mencapai objektifnya, iaitu untuk mencapai pertumbuhan modal dalam jangka sederhana hingga panjang. Berdasarkan data daripada sumber Lipper, pulangan Dana untuk jangka masa 10, 5 dan 3-tahun masing-masing mencatat pulangan sebanyak 29.51%, 60.48% dan 33.57%. Untuk tempoh setahun kewangan berakhir 31 Mei 2024, pulangan Dana turut naik sebanyak 25.05%.

Prestasi Dana berbanding tanda aras bagi 5-tahun berakhir 31 Mei 2024 adalah seperti berikut:-



Untuk jangka masa 5-tahun kewangan berakhir 31 Mei 2024, prestasi Dana meningkat sebanyak 60.48% manakala, penanda aras Dana naik sebanyak 5.06%.

Sepanjang tahun kewangan berakhir 31 Mei 2024, NAB/unit Dana meningkat RM0.1059 atau 25.05% kepada RM0.5287 (cD) daripada RM0.4228 (xD) pada 31 Mei 2023.

### 4.2 PENGAGIHAN PENDAPATAN/TERBITAN UNIT PECAHAN

Bagi tahun kewangan berakhir 31 Mei 2024, Dana telah mengisytiharkan pengagihan pendapatan sebanyak 2.60 sen/unit dalam bentuk unit baharu. Tiada sebarang unit pecahan dicadangkan bagi tempoh setahun kewangan berakhir 31 Mei 2024.



### 4.3 POLISI DAN STRATEGI PELABURAN

Dana hendaklah melabur terutamanya dalam portfolio terpelbagai ekuiti patuh Syariah dan sekuriti berkaitan ekuiti patuh Syariah yang disenaraikan di Bursa Malaysia.

Sepanjang tahun kewangan berakhir 31 Mei 2024, Pengurus Dana menggunakan strategi seimbang, dengan tumpuan pada saham yang berpendapatan mampan dan prospek pertumbuhan yang kukuh. Peruntukan aset disemak secara berkala bergantung kepada prospek ekonomi dan pasaran saham negara. Dengan turun naik dalam pasaran, Pengurus Dana menaikkan pegangan tunai dan mengambil sikap bertahan dalam peruntukan mereka. Pemilihan saham oleh Pengurus Dana terdiri daripada gabungan saham besar dan pertengahan terkurang nilai dan pilihan saham bermodal kecil.

### 4.4 DAGANGAN SILANG

Tiada urusan dagangan silang yang dilaporkan di dalam tahun kewangan berakhir 31 Mei 2024.

### 4.5 TRANSAKSI PEMBIAYAAN SEKURITI

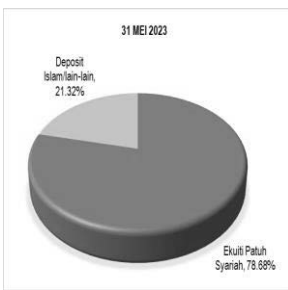
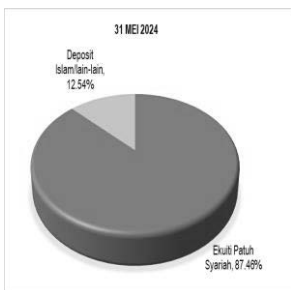
PMB Al-Aiman tidak menjalankan sebarang pinjaman sekuriti atau transaksi pembelian semula sepanjang tahun kewangan dalam tinjauan.

### 4.6 PERUMPUKAN ASET DANA

Pecahan seunit mengikut kelas aset adalah seperti berikut: -

PECAHAN SEUNIT MENGIKUT KELAS ASET				
	31 Mei 2024 (%)	31 Mei 2023 (%)	Perubahan Peratus Mata	Purata Pendedahan Pelaburan (%)
Ekuiti Patuh Syariah	87.46	78.68	8.78	83.07
Deposit Islam dan lain-lain	12.54	21.32	(8.78)	16.93

Pada 31 Mei 2024, pegangan ekuiti patuh Syariah Dana ialah sebanyak 87.46%. Baki 12.54% berada dalam deposit Islam dan pelaburan-pelaburan lain yang dibenarkan.



#### 4.7 SUASANA BURSA SAHAM

Bagi tahun kewangan berakhir 31 Mei 2024, penanda aras utama ekuiti patuh Syariah Malaysia iaitu FBMSHA meningkat sebanyak 1,785.85 mata atau 16.84% kepada 12,392.36 manakala penanda aras utama Bursa Malaysia iaitu FBMKLCI meningkat sebanyak 209.56 mata atau 15.11% kepada 1,596.68.

Bagi tempoh tersebut, FBMSHA mencatat paras tertinggi 12,666.17 pada 23 Mei 2024 dan paras terendah 10,414.87 pada 30 Jun 2023. Sementara itu, FBMKLCI mencatat paras tertinggi 1,629.18 pada 23 Mei 2024 manakala paras terendah pula ialah 1,374.64 yang dicatat pada 8 Jun 2023. Julat pergerakan FBMSHA untuk tempoh tersebut ialah 2,251.30 mata berbanding 1,645.96 mata pada tempoh yang sama tahun sebelumnya.

Pada bulan Jun, FBMKLCI jatuh sebanyak -0.8% MoM. FBMKLCI menjunam sebanyak 18.2 mata sebelum mengurangkan kerugiannya kepada 11.7 mata pada 1,376.68 pada hari terakhir separuh pertama tahun 2023, ekoran aktiviti pelarasan oleh dana-dana sebelum pilihanraya negeri bagi enam negeri yang mungkin diadakan pada Ogos. Di peringkat global, Bank Dunia dan OECD menyemak semula unjuran pertumbuhan ekonomi global mereka masing-masing kepada 2.1% (sebelum ini 1.7%) dan 2.7% (sebelum ini 1.7%), untuk 2023. Selepas Dewan Perwakilan AS dan Senat meluluskan perjanjian had hutang AS, Presiden Joe Biden menandatangani perjanjian itu menjadi undang-undang, mengelakkan kemungkiran hutang AS. Di peringkat tempatan, kerajaan telah mengurangkan duti setem bagi saham yang didagangkan di Bursa Malaysia, menurunkannya kepada 0.10% daripada 0.15% daripada nilai kontrak, tertakluk kepada had maksimum RM1,000 setiap kontrak, berkuat kuasa Julai 2023.

Pada Julai, FBMKLCI meningkat sebanyak 6.0% atau 82.75 mata MoM untuk ditutup pada 1,459.43. Keyakinan bahawa Fed berada di penghujung kitaran kenaikan kadarnya, prospek lebih banyak langkah rangsangan daripada Beijing untuk menyokong pertumbuhan China, dan aliran masuk dana asing membantu mendorong pasaran lebih tinggi. Selain itu, sektor perladangan dan minyak meningkat selepas harga komoditi seperti Minyak Sawit Mentah dan Minyak Mentah meningkat susulan serangan Rusia ke atas kemudahan pertanian Ukraine dan penamatan perjanjian bijirin Laut Hitam. Sementara itu, berita global lain termasuk a) Tabung Kewangan Antarabangsa (IMF) mengunjurkan pertumbuhan KDNK global sebanyak 3.0% pada 2023, naik 0.2 peratusan mata daripada unjuran April, b) FOMC menaikkan kadar dana sebanyak 25 bps kepada 5.25 -5.50%, dan c) Saudi melanjutkan pengurangan pengeluarannya sebulan lagi ke bulan Ogos dan Rusia mengurangkan eksportnya sebanyak 500,000 tong sehari pada bulan Ogos. Di dalam negara pula, kerajaan a) mewartakan pengurangan duti setem bagi saham yang didagangkan di Bursa Malaysia kepada 0.10% daripada 0.15% daripada nilai kontrak, tertakluk kepada had maksimum RM1,000 setiap kontrak, berkuat kuasa 13 Julai 2023, b) melancarkan Naratif Ekonomi Madani, c) melancarkan Pelan Hala Tuju Peralihan Tenaga Nasional (NETR) Bahagian 1, dan d) BNM mengekalkan OPR pada 3.0%.

#### 4.7 SUASANA BURSA SAHAM (SAMB.)

Pada Ogos, FBMKLCI susut sedikit 7.49 mata, atau 0.5%, MoM untuk ditutup pada 1,451.94 mata. Lonjakan minat belian dilihat dalam sektor hartanah, utiliti dan pembinaan. Selain itu, pelabur kekal berhati-hati berikutan pilihan raya negeri, musim keputusan korporat, pertumbuhan KDNK S2 2023 yang lebih perlahan iaitu 2.9%, dan pasaran global yang lemah. Pasaran global menunjukkan prestasi yang tidak memberangsangkan selepas a) Fitch Ratings menurunkan penarafan kredit A.S. kepada AA+ daripada AAA, b) Moody's menurunkan penarafan kredit untuk sepuluh bank kecil A.S. dan meletakkan beberapa bank yang lebih besar dalam pengawasan untuk menurunkan tarafnya, c) S&P Global memotong penarafan kredit dan tinjauan ke atas beberapa bank di A.S. dan d) aktiviti ekonomi China yang lemah.

Pada September, FBMKLCI susut 27.77 mata, atau 1.9%, MoM, tetapi menokok 3.5% (+48.26 mata) suku-ke-suku (QoQ) untuk ditutup pada 1,424.17 mata. Pasaran tempatan berakhir dalam wilayah negatif apabila pelabur terus bimbang tentang pandangan hawkish Fed, peningkatan hasil Perbendaharaan dan indeks dolar, dan penutupan kerajaan AS yang semakin hampir. Sentimen juga dilemahkan oleh kebimbangan yang memuncak terhadap krisis hartanah China dan pesimisme yang semakin meningkat terhadap pemulihan ekonomi di negara itu. Di peringkat tempatan, BNM mengekalkan OPR pada 3.00% seperti yang dijangkakan dan pelabur domestik menilai semula Kajian Separuh Penggal Rancangan Malaysia Ke-12 (RMK-12).

Pada Oktober, FBMKLCI menokok 17.97 mata, atau 1.3%, MoM untuk ditutup pada 1,442.14 mata. Sentimen terjejas oleh kebimbangan yang semakin meningkat terhadap kadar faedah AS yang lebih tinggi untuk tempoh yang lebih lama, lonjakan hasil Perbendaharaan AS, penurunan KDNK rantau ini dan sektor pembuatan Asia yang melemah. Di peringkat domestik, perkembangan ekonomi yang kurang menggalakkan dan momentum jualan asing menambah tekanan ke atas pasaran tempatan. Walaupun sentimen negatif dalam pasaran global, FBMKLCI berakhir di wilayah positif berikutan sokongan belian di kaunter wajaran tinggi terpilih. Perdana Menteri membentangkan Bajet 2024, bertemakan "Pembaharuan Ekonomi, Memperkasa Rakyat" di mana ekonomi Malaysia diramal berkembang dalam lingkungan 4.0% hingga 5.0% tahun depan (2023E: 4.0%). Sementara itu, Bank Dunia dan IMF meramalkan KDNK benar Malaysia masing-masing berkembang sebanyak 3.9% dan 4.0% pada 2023. Kedua-dua agensi menjangkakan KDNK Malaysia tumbuh 4.3% pada 2024.

Menjejaki prestasi positif dalam pasaran global sepanjang bulan dan langkah pengimbangan semula MSCI pada akhir bulan membantu FBMKLCI menokok 10.60 mata, atau 0.7%, MoM untuk ditutup pada 1,452.74 mata pada November. Selain itu, pasaran menunjukkan arah aliran lebih tinggi apabila aliran asing meningkat manakala institusi tempatan menyaksikan kemasukan aliran belian sejajar dengan peningkatan sentimen pasaran global secara keseluruhan. Sebahagian besar daripada keuntungan bulan ini juga dipacu oleh pendapatan korporat AS yang kebanyakannya lebih baik daripada jangkaan, IHP Oktober yang lebih menyejukkan, tanggapan bahawa Fed telah selesai menaikkan kadar faedah dan pelbagai data ekonomi yang kelihatan konsisten dengan senario pendaratan ekonomi AS yang tidak mengejut.

#### 4.7 SUASANA BURSA SAHAM (SAMB.)

Pelabur juga memantau perbincangan peringkat tinggi antara Presiden China Xi Jinping dan Presiden AS Joe Biden semasa sidang kemuncak APEC di California. Di dalam negara, ekonomi Malaysia berkembang 3.3% pada suku ketiga 2023 (S2 2023: 2.9%), BNM mengekalkan OPRnya pada 3% dalam mesyuarat Jawatankuasa Dasar Monetari (MPC) dan kemasukan tanpa visa selama 30 hari untuk pelancong dari China dan India ke Malaysia mulai 1 Disember 2023.

Pada Disember, FBMKLCI naik sedikit +1.86 mata atau +0.1% MoM dan menokok 2.1% (+30.49 mata) QoQ untuk ditutup pada 1,454.66. Untuk tempoh setahun (YTD), FBMKLCI berakhir 2023 lebih rendah sebanyak 2.7%. Indeks penanda aras mengalami perubahan sederhana pada awal separuh pertama bulan, disokong oleh unjuran dasar Rizab Persekutuan pada pertengahan Disember yang mengunjurkan pemotongan kadar faedah pada 2024, sebelum mengalami perdagangan naik-turun yang dipengaruhi oleh tekanan jualan yang berterusan sepanjang baki tempoh. Selain itu, percubaan pemulihan menjelang akhir bulan gagal dikekalkan kerana kekurangan minat belian yang berterusan. Sementara itu, kaunter sarung tangan kembali popular dengan peningkatan kes Covid-19. Pada bulan ini, Perdana Menteri merombak barisan kabinet dan lawatannya ke Jepun menarik RM6.56 bilion dalam potensi pelaburan.

Pada Januari 2024, FBMKLCI naik +58.32 mata atau +4.0% MoM untuk ditutup pada 1,512.98. Indeks penanda aras mencecah paras tertinggi semenjak Ogos 2022, dipacu oleh perkembangan luar seperti potensi rangsangan China dan data ekonomi AS menghidupkan semula harapan senario “soft landing” di AS. Sementara itu, sentimen domestik kekal optimis walaupun ringgit terus melemah. Walau bagaimanapun, pada pertengahan bulan, saham bermodal kecil dan pasaran ACE mengalami kerugian kerana 13 saham sama ada mencecah had penurunan, menyebabkan pertanyaan aktiviti pasaran luar biasa (UMA) daripada pengawal selia bursa, atau mencetuskan penggantungan jualan singkat intra-harian mereka (IDSS). Selepas penurunan harga, pasaran melantun semula dengan kukuh dan melepasi paras rintangan 1,500 didorong oleh belian asing. Berkaitan hal ekonomi, IMF dan Bank Dunia menjangkakan ekonomi global berkembang masing-masing sebanyak 3.1% dan 2.4%, pada 2024. Sementara itu, BNM mengekalkan OPRnya tidak berubah pada 3% untuk kali keempat berturut-turut pada 24 Januari 2024, sejajar dengan konsensus pasaran.

Pada Februari, Bursa Malaysia mencatatkan kenaikan positif dan penanda aras FBMKLCI berakhir pada paras tertinggi 20 bulan pada 1,551.44, menokok +38.46 mata atau +2.5% MoM. Pelabur asing memainkan peranan penting dalam menyokong pasaran apabila mereka menjadi pembeli bersih. Bursa tempatan mengambil petunjuk daripada rali pemulihan di AS, yang turut membantu pasaran global untuk meningkat. Malaysia melaporkan pertumbuhan KDNK untuk S4 2023 pada 3.0%, dan angka tahunan KDNK 2023 ialah +3.7% berbanding +8.7% pada 2022, disebabkan perdagangan global dan penggunaan swasta yang lebih rendah.

#### 4.7 SUASANA BURSA SAHAM (SAMB.)

Pada Mac, FBMKLCI ditutup 15.37 mata lebih rendah kepada 1,536.07 mata. Ini mewakili penurunan 1.0% MoM, tetapi peningkatan 5.6% QoQ. Penilaian positif daripada broker saham mengenai ekuiti Malaysia, disokong oleh pendapatan korporat yang lebih kukuh dan keadaan ekonomi yang bertambah baik, membantu pasaran menunjukkan prestasi yang baik pada separuh pertama bulan Mac. Walau bagaimanapun, pengambilan untung berterusan dalam saham wajaran tinggi pada separuh kedua Mac menyebabkan kemerosotan pasaran. Keuntungan dipasaran sebahagian besarnya didorong oleh tindak balas kepada pengumuman dasar FOMC. Jawatankuasa itu mengundi sebulat suara untuk mengekalkan julat sasaran kadar dana Fed pada 5.25-5.50% dan menjangkakan tiga pemotongan kadar tahun ini walaupun bacaan inflasi lebih tinggi daripada jangkaan. Sementara itu, di China, Presiden Xi Jinping berjanji bahawa Beijing akan terus menambah baik persekitaran perniagaan di negara itu. Di Malaysia, BNM meramalkan pertumbuhan 4% hingga 5% pada 2024, disokong oleh permintaan domestik yang berdaya tahan dan peningkatan dalam permintaan luar. MPC BNM memutuskan untuk mengekalkan OPR pada 3%. BNM juga optimis ringgit akan meningkat menjelang akhir tahun, didorong oleh pembaharuan struktur dan prospek pertumbuhan yang positif.

Indeks penanda aras FBMKLCI merekodkan prestasi kukuh pada April, meningkat sebanyak +39.90 mata atau +2.6% MoM kepada 1,575.97. Peningkatan ini sebahagian besarnya disebabkan oleh rangsangan dalam sentimen ke atas saham wajaran tinggi, yang membantu meningkatkan minat belian dalam ekuiti. Kebanyakan penanda aras berakhir lebih tinggi, dengan penanda aras Utiliti, Penjagaan Kesihatan dan Perindustrian mendahului lonjakan, diimbangi oleh penanda aras Kewangan dan Pembinaan, yang berakhir lebih rendah. Sentimen juga dirangsang oleh perkembangan positif tempatan, termasuk i) Data awal menunjukkan ekonomi Malaysia berkembang pada 3.9% tahun-ke-tahun (YoY) pada S124 (S423: +3.0% YoY), ii) IMF telah menyemak semula prospek pertumbuhan KDNK Malaysia kepada 4.4% tahun ini iii) Pengumuman Perdana Menteri untuk menubuhkan "National Fund-of-Funds" bernilai RM3 bilion untuk melabur dalam syarikat pertumbuhan tinggi di Bursa Malaysia dan merentasi pasaran ASEAN, dan iv) Kumpulan Wang Simpanan Pekerja (KWSP) mengumumkan penciptaan Akaun Fleksibel (atau Akaun 3) – satu skim yang membenarkan 10% baki ahli dikhaskan untuk pengeluaran tanpa syarat. Bagaimanapun, keuntungan dihadkan oleh ketegangan Timur Tengah dan data ekonomi global, terutamanya tekanan inflasi yang degil dalam ekonomi negara utama yang boleh menanggukkan pemotongan kadar faedah.

Selepas mencapai paras tertinggi baru bagi tempoh tiga tahun pada 1,632.79 (paras harian tertinggi) pada 23 Mei 2024, FBMKLCI berhadapan aktiviti pengambilan untung untuk baki tempoh Mei, sejajar dengan kelemahan dalam pasaran serantau. Namun, indeks penanda aras FBMKLCI meningkat +20.71 mata atau +1.3% MoM untuk ditutup pada 1,596.78. Pada awal bulan, mesyuarat Fed meredakan kebimbangan mengenai kenaikan kadar pada tahun ini, dengan mengekalkan pendirian kadar yang lebih tinggi untuk lebih lama kerana sasaran inflasi 2% masih sukar dicapai.

#### 4.7 SUASANA BURSA SAHAM (SAMB.)

Dalam negara, pertumbuhan KDNK yang teguh (4.2% pada S1 2024), MPC BNM memutuskan untuk mengekalkan OPR pada 3%, program rasionalisasi subsidi diesel, kenaikan gaji penjawat awam melebihi 13% pada Disember, peruntukan RM25 bilion untuk Strategi Semikonduktor Nasional (NSS), dan laporan kewangan yang lebih baik daripada syarikat utama mendokong kenaikan pasaran pada bulan Mei.

Dalam keadaan pasaran yang tidak menentu ini, nilai NAB/unit Dana meningkat sebanyak 25.05% bagi tempoh setahun kewangan berakhir 31 Mei 2024.

#### 4.8 SUASANA PASARAN WANG TEMPATAN

MPC BNM memutuskan untuk mengekalkan OPR pada 3.00% dalam mesyuarat yang bersidang pada 9 Mei 2024.

Ekonomi global terus berkembang berikutan pasaran pekerja yang berdaya tahan di beberapa negara dan pemulihan perdagangan global yang berterusan. Pada masa hadapan, pertumbuhan global dijangka berkekalan kerana rintangan daripada dasar monetari yang ketat dan sokongan fiskal yang berkurangan akan disokong oleh keadaan pasaran pekerja yang positif serta inflasi yang terus menurun. Perdagangan global dijangka terus kukuh berikutan peningkatan kitaran teknologi yang berterusan. Walaupun inflasi keseluruhan dan inflasi teras global terus menurun pada bulan-bulan kebelakangan ini, kadar disinflasi telah menjadi perlahan di beberapa ekonomi maju. Hal ini meningkatkan prospek kadar faedah untuk kekal tinggi bagi masa yang lebih lama, khususnya di Amerika Syarikat (AS). Prospek pertumbuhan terus bergantung pada risiko pertumbuhan menjadi perlahan, disebabkan terutamanya oleh ketegangan geopolitik yang semakin meruncing, inflasi sebenar yang lebih tinggi daripada jangkaan dan volatiliti dalam pasaran kewangan global.

Bagi ekonomi Malaysia, penunjuk terkini mencatatkan aktiviti ekonomi yang lebih giat pada suku pertama tahun 2024. Hal ini didorong oleh perbelanjaan dalam negeri yang berdaya tahan dan pemulihan eksport yang positif. Pada masa hadapan, momentum pemulihan eksport dijangka bertambah baik, disokong oleh kitaran menaik teknologi global serta eksport barangan bukan elektrik dan elektronik yang terus kukuh. Ketibaan dan perbelanjaan pelancong juga dijangka terus meningkat. Pertumbuhan guna tenaga dan upah yang berterusan kekal menyokong perbelanjaan isi rumah. Aktiviti pelaburan akan disokong oleh projek berbilang tahun dalam sektor swasta dan awam yang sedang dijalankan, pelaksanaan inisiatif pemangkin di bawah beberapa pelan induk nasional serta lebih banyak pelaburan yang diluluskan kini direalisasikan. Prospek pertumbuhan bergantung pada risiko pertumbuhan menjadi perlahan yang berpunca daripada permintaan luaran yang lebih lemah daripada jangkaan serta penurunan pengeluaran komoditi yang lebih besar. Sementara itu, pertumbuhan menjadi lebih tinggi berpunca terutamanya daripada limpahan peningkatan kitaran teknologi yang lebih besar, aktiviti pelancongan yang lebih giat serta pelaksanaan yang lebih pantas bagi projek sedia ada dan projek baharu.

Inflasi keseluruhan dan inflasi teras masing-masing berpurata pada kadar 1.7% dan 1.8% pada suku pertama tahun 2024. Pada masa hadapan, inflasi pada tahun 2024 dijangka kekal sederhana, mencerminkan secara amnya keadaan permintaan yang stabil dan tekanan kos yang terkawal.

#### 4.8 SUASANA PASARAN WANG TEMPATAN (SAMB.)

Prospek tahun ini bergantung pada pelaksanaan dasar dalam negeri mengenai subsidi dan kawalan harga, serta perkembangan harga komoditi dan pasaran kewangan global. Setelah mengambil kira kesan yang mungkin berlaku berikutan rasionalisasi subsidi, inflasi keseluruhan dan inflasi teras masing-masing diunjurkan berpurata antara 2.0% hingga 3.5% dan 2.0% hingga 3.0% pada tahun ini.

Ringgit pada masa ini tidak mencerminkan asas ekonomi dan prospek pertumbuhan Malaysia. Faktor luaran iaitu peralihan jangkaan berhubung dengan haluan dasar monetari di ekonomi utama dan ketegangan geopolitik yang berterusan telah menyebabkan volatiliti yang ketara dalam aliran modal dan kadar pertukaran di seluruh rantau ini, termasuk ringgit. Inisiatif terselaras oleh Kerajaan dan Bank Negara Malaysia (BNM) dengan Syarikat Berkaitan Kerajaan (Government-Linked Companies, GLC) dan Syarikat Pelaburan Berkaitan Kerajaan (Government-Linked Investment Companies, GLIC) serta libat urus syarikat korporat telah membuahkan hasil, lantas mengurangkan tekanan ke atas ringgit. BNM akan terus menguruskan risiko yang berpunca daripada volatiliti pasaran kewangan. Pada tempoh jangka sederhana, pembaharuan struktur dalam negeri akan memberikan sokongan yang lebih berpanjangan kepada ringgit.

Pada tahap OPR semasa, pendirian dasar monetari terus menyokong ekonomi dan konsisten dengan penilaian semasa berhubung dengan prospek inflasi dan pertumbuhan. MPC tetap berwaspada terhadap perkembangan semasa bagi memaklumkan penilaian prospek inflasi dan pertumbuhan dalam negeri. MPC akan memastikan pendirian dasar monetari kekal kondusif untuk pertumbuhan ekonomi yang mampan dalam keadaan harga yang stabil.

*(Sumber: Laman sesawang Bank Negara Malaysia)*

#### 4.9 KEPENTINGAN PEMEGANG-PEMEGANG UNIT

Sepanjang tahun kewangan berakhir 31 Mei 2024, tiada sebarang kejadian yang menjejaskan kepentingan Pemegang-Pemegang Unit selain daripada urusan-ususiaga yang dijalankan selaras dengan Surat Ikatan Amanah, Garispanduan Tabung Unit Amanah, Akta Pasaran Modal dan Perkhidmatan 2007 dan undang-undang lain yang berkuatkuasa.

#### 4.10 REBAT DAN KOMISEN RINGAN

Sepanjang tahun kewangan berakhir 31 Mei 2024, Pengurus Dana menerima komisen ringan daripada broker yang secara tidak langsung membantu dalam proses membuat keputusan berkaitan pelaburan Dana. Komisen ringan yang diterima termasuklah penyelidikan, perisian dan perkakasan komputer yang berkaitan dengan pelaburan Dana dan khidmat nasihat mengenai perkara Syariah. Komisen ringan yang diterima adalah untuk manfaat Dana dan tiada pergolakan perdagangan.

**Nota: Laporan ini telah diterjemahkan daripada laporan asal (dalam Bahasa Inggeris). Jika terdapat perbezaan, sila rujuk kepada laporan Bahasa Inggeris.**

## 5. TRUSTEE’S REPORT

### TO THE UNIT HOLDERS OF PMB DANA AL-AIMAN (“FUND”)

We have acted as Trustee of the Fund for the financial year ended 31 May 2024 and we hereby confirm to the best of our knowledge, after having made all reasonable enquiries, **PMB INVESTMENT BERHAD** has operated and managed the Fund during the year covered by these financial statements in accordance with the following:

1. Limitations imposed on the investment powers of the management company under the deed, securities laws and Guidelines on Unit Trust Funds;
2. Valuation and pricing is carried out in accordance with the deed; and
3. Any creation and cancellation of units are carried out in accordance with the deed and any regulatory requirement.

We are of the opinion that the distribution of income by the Fund is appropriate and reflects the investment objective of the Fund.

For and on behalf of  
**AMANAHRAYA TRUSTEES BERHAD**

**ZAINUDIN BIN SUHAIMI**  
Chief Executive Officer

**KUALA LUMPUR**

**26 July 2024**



## 6. SHARIAH ADVISER’S REPORT

### TO THE UNIT HOLDERS OF PMB DANA AL-AIMAN (“FUND”)

We hereby confirm the following:

- To the best of our knowledge, after having made all reasonable enquiries, PMB Investment Berhad has operated and managed the Fund for the period covered by these financial statements namely, the year ended 31 May 2024, in accordance with Shariah principles and requirements, and complied with the applicable guidelines, rulings or decisions issued by the Securities Commission Malaysia pertaining to Shariah matters; and
- The assets of the Fund comprise instruments that have been classified as Shariah-compliant except for the securities which have been classified as Shariah non-compliant by the Shariah Advisory Council of the Securities Commission Malaysia as follows:

No.	Securities	Classification Effective Date	Remarks
(i)	Oppstar Berhad	26 May 2023	<p>These securities have been partially disposed of on 21 June 2023 and subsequently completely disposed of on 23 June 2023 at a loss, in accordance with the Fund’s Shariah investment guidelines as provided in the Fund’s deed and disclosed in the Fund’s prospectus.</p> <p>The Fund has received cash dividend income from these securities on 6 July 2023 which could be kept by the Fund and be utilised to recover the investment cost.</p>

For and on behalf of the Shariah Adviser,  
**BIMB SECURITIES SDN BHD**

**NURUL AQILA SUFIYAH LOKMAN**  
 Designated Shariah Officer

**KUALA LUMPUR**

**30 July 2024**

## 7. STATEMENT BY MANAGER

### To the Unit Holders of PMB DANA AL-AIMAN

We, **Mahani Binti Ibrahim** and **Nik Mohamed Zaki Bin Nik Yusoff**, being two of the Directors of PMB Investment Berhad, do hereby state that in the opinion of the Manager, the audited financial statements give a true and fair view on the financial position of the Fund as at 31 May 2024 and of its statement of comprehensive income, changes in equity and cash flows for the financial year ended 31 May 2024 in accordance with the Malaysian Financial Reporting Standards, International Financial Reporting Standards and in accordance with the requirement of Guidelines on Unit Trust Funds by the Securities Commission Malaysia.

For and on behalf of  
**PMB INVESTMENT BERHAD**  
As Manager of PMB DANA AL-AIMAN

**MAHANI BINTI IBRAHIM**  
Director

**NIK MOHAMED ZAKI BIN NIK YUSOFF**  
Director

**KUALA LUMPUR**

**17 July 2024**

## 8. AUDITOR'S REPORT

### INDEPENDENT AUDITORS' REPORT TO THE UNITHOLDERS OF PMB DANA AL-AIMAN (INCORPORATED IN MALAYSIA)

#### Report on the Audit of the Financial Statements

##### Opinion

We have audited the financial statements of PMB Dana Al-Aiman ("the Fund"), which comprise the statement of financial position as at 31 May 2024 statement of comprehensive income, statement of changes in equity and statement of cash flows for the year then ended, and notes to the financial statements, including a summary of significant accounting policies and other explanatory notes.

In our opinion, the accompanying financial statements give a true and fair view of the financial position of the Fund as at 31 May 2024 and of its financial performance and cash flows for the financial year then ended in accordance with the Malaysian Financial Reporting Standards, International Financial Reporting Standards and in accordance with the Guidelines on Unit Trust Funds, issued by the Securities Commission Malaysia.

The schedule set out have been drawn primarily from the accounting records and other records of the Fund which have been subjected to tests and other audit procedures during our review of the Fund's financial statements for the financial year ended 31 May 2024. In our opinion, the information as a whole, have been presented fairly, if deemed in all aspects, in respect of the financial statements.

##### Basis for Opinion

We conducted our audit in accordance with approved standards on auditing in Malaysia and International Standards on Auditing. Our responsibilities under those standards are further described in the Auditors' Responsibilities for the Audit of the Financial Statements section of our report. We believe that the audit evidence we have obtained is sufficient and appropriate to provide a basis for our opinion.

##### Independence and Other Ethical Responsibilities

We are independent of the Fund in accordance with the By-Laws (on Professional Ethics, Conduct and Practice) of the Malaysian Institute of Accountants ("By-Laws") and the International Ethics Standards Board for Accountants' Code of Ethics for Professional Accountants (including International Independence Standards), ("IESBA Code") and we have fulfilled our other ethical responsibilities in accordance with the By-Laws and the IESBA Code.

## **INDEPENDENT AUDITORS' REPORT TO THE UNITHOLDERS OF PMB DANA AL-AIMAN (INCORPORATED IN MALAYSIA) (CONTD.)**

### **Information Other than the Financial Statements and Auditors' Report Thereon**

The Manager of the Fund is responsible for the other information. The other information comprises the Manager's Report and Statement by the Manager, but does not include the financial statements of the Fund and our auditors' report thereon.

Our opinion on the financial statements of the Fund does not cover the other information and we do not express any form of assurance conclusion thereon.

In connection with our audit of the financial statements of the Fund, our responsibility is to read the other information and, in doing so, consider whether the other information is materially inconsistent with the financial statements of the Fund or our knowledge obtained in the audit or otherwise appears to be materially misstated.

If, based on the work we have performed, we conclude that there is a material misstatement of this other information, we are required to report that fact. We have nothing to report in this regard.

### **Responsibilities of the Managers for the Financial Statements**

The Manager of the Fund is responsible for the preparation of financial statements of the Fund that give a true and fair view in accordance with the Malaysian Financial Reporting Standards, International Financial Reporting Standards and the Guidelines on Unit Trust Funds, issued by the Securities Commission Malaysia. The Manager is also responsible for such internal control as the Manager determines is necessary to enable the preparation of financial statements of the Fund that are free from material misstatement, whether due to fraud or error.

The Trustee is responsible for ensuring that the Manager maintains proper accounting and other records as are necessary to enable true and fair presentation of these financial statements.

In preparing the financial statements of the Fund, the Manager is responsible for assessing the Fund's ability to continue as a going concern, disclosing, as applicable, matters related to going concern and using the going concern basis of accounting unless the Manager either intends to liquidate the Fund or to cease operations, or has no realistic alternative but to do so.

## INDEPENDENT AUDITORS' REPORT TO THE UNITHOLDERS OF PMB DANA AL-AIMAN (INCORPORATED IN MALAYSIA) (CONTD.)

### Auditors' Responsibility for the Audit of the Financial Statements

Our objectives are to obtain reasonable assurance about whether the financial statements of the Fund as a whole are free from material misstatement, whether due to fraud or error, and to issue an auditors' report that includes our opinion. Reasonable assurance is a high level of assurance, but is not a guarantee that an audit conducted in accordance with approved standards on auditing in Malaysia and International Standards on Auditing will always detect a material misstatement when it exists. Misstatements can arise from fraud or error and are considered material if, individually or in the aggregate, they could reasonably be expected to influence the economic decisions of users taken on the basis of these financial statements.

As part of an audit in accordance with approved standards on auditing in Malaysia and International Standards on Auditing, we exercise professional judgement and maintain professional scepticism throughout the audit. We also:

- Identify and assess the risks of material misstatement of the financial statements of the Fund, whether due to fraud or error, design and perform audit procedures responsive to those risks, and obtain audit evidence that is sufficient and appropriate to provide a basis for our opinion. The risk of not detecting a material misstatement resulting from fraud is higher than for one resulting from error, as fraud may involve collusion, forgery, intentional omissions, misrepresentations, or the override of internal control.
- Obtain an understanding of internal control relevant to the audit in order to design audit procedures that are appropriate in the circumstances, but not for the purpose of expressing an opinion on the effectiveness of the Fund's internal control.
- Evaluate the appropriateness of accounting policies used and the reasonableness of accounting estimates and related disclosures made by the Manager.
- Conclude on the appropriateness of the Manager's use of the going concern basis of accounting and, based on the audit evidence obtained, whether a material uncertainty exists related to events or conditions that may cast significant doubt on the Fund's ability to continue as a going concern. If we conclude that a material uncertainty exists, we are required to draw attention in our auditors' report to the related disclosures in the financial statements of the Fund or, if such disclosures are inadequate, to modify our opinion. Our conclusions are based on the audit evidence obtained up to the date of our auditors' report. However, future events or conditions may cause the Fund to cease to continue as a going concern.
- Evaluate the overall presentation, structure and content of the financial statements of the Fund, including the disclosures, and whether the financial statements represent the underlying transactions and events in a manner that achieves fair presentation.

We communicate with the Manager regarding, among other matters, the planned scope and timing of the audit and significant audit findings, including any significant deficiencies in internal control that we identify during our audit.

**INDEPENDENT AUDITORS' REPORT TO THE UNITHOLDERS OF PMB DANA AL-AIMAN (INCORPORATED IN MALAYSIA) (CONTD.)**

**Other Matters**

This report is made solely to the unitholders of the Fund, as a body, in accordance with the Guidelines on Unit Trust Funds, issued by the Securities Commission Malaysia and for no other purposes. We do not assume responsibility to any other person for the contents of this report.

**AL JAFREE SALIHIN KUZAIMI PLT**  
201506002872 (LLP0006652-LCA)  
& AF1522  
Chartered Accountants

**ALIFF IKHWAN BIN MOHAMAD**  
NO. 03741/05/2025 J  
Chartered Accountant

Dated: 17 July 2024

Selangor, Malaysia

## 9. FINANCIAL STATEMENT

STATEMENT OF FINANCIAL POSITION  
AS AT 31 MAY 2024

ASSETS	NOTE	<u>2024</u> RM	<u>2023</u> RM
<b>INVESTMENTS</b>			
Quoted Shariah-compliant shares in Malaysia	4	37,343,552	23,155,646
Cash and cash equivalents	5	3,803,824	7,863,039
		<u>41,147,376</u>	<u>31,018,685</u>
<b>OTHER ASSETS</b>			
Amount owing by the Manager	6	1,469,003	-
Amount owing by the stockbroking companies		2,669,804	613,238
Profit receivable from Islamic deposits		303	2,440
Dividend receivable		48,000	51,679
		<u>4,187,110</u>	<u>667,357</u>
<b>TOTAL ASSETS</b>		<u>45,334,486</u>	<u>31,686,042</u>
<b>LIABILITIES</b>			
Amount owing to the Manager	6	-	40,504
Amount owing to the Trustee		1,848	1,344
Amount owing to the stockbroking companies		417,466	115,380
Distribution	7	2,208,319	2,088,049
Other payables and accruals		9,890	9,890
<b>TOTAL LIABILITIES</b>		<u>2,637,523</u>	<u>2,255,167</u>
<b>NET ASSET VALUE</b>		<u>42,696,963</u>	<u>29,430,875</u>
<b>EQUITY</b>			
Unitholders' capital	8	46,572,297	39,846,425
Accumulated losses		(3,875,334)	(10,415,550)
<b>TOTAL NET ASSETS ATTRIBUTABLE TO UNITHOLDERS</b>		<u>42,696,963</u>	<u>29,430,875</u>
<b>UNITS IN CIRCULATION</b>	8	84,935,332	69,601,610
<b>NET ASSET VALUE PER UNIT (RM) - XD</b>	9	0.5027	0.4228

**STATEMENT OF COMPREHENSIVE INCOME  
FOR THE FINANCIAL YEAR ENDED 31 MAY 2024**

	NOTE	<u>2024</u> RM	<u>2023</u> RM
<b>INVESTMENTS INCOME</b>			
Profit from Islamic deposits		167,808	182,491
Hibah from Al-Wadiah savings		443	319
Dividends income		562,807	450,202
Other income		46,901	-
Net profit from sales of investments		2,343,679	2,201,525
Net unrealised profit on changes in fair value of investments	10	6,468,306	1,750,052
		<u>9,589,944</u>	<u>4,584,589</u>
<b>EXPENSES</b>			
Management fee	11	541,589	421,094
Trustee fee	12	18,053	14,036
Audit fee		8,000	8,000
Tax agent fee		1,500	2,000
Stockbroking fee and other transaction costs	13	266,736	243,431
Administrative expenses		5,531	4,235
		<u>841,409</u>	<u>692,796</u>
<b>PROFIT BEFORE TAXATION</b>		<b>8,748,535</b>	<b>3,891,793</b>
Taxation	14	-	-
<b>PROFIT AFTER TAXATION</b>		<u><b>8,748,535</b></u>	<u><b>3,891,793</b></u>
<b>PROFIT AFTER TAXATION IS MADE UP AS FOLLOWS:</b>			
<b>NET REALISED PROFIT</b>		<b>2,280,229</b>	<b>2,141,741</b>
<b>NET UNREALISED PROFIT</b>	10	<b>6,468,306</b>	<b>1,750,052</b>
		<u><b>8,748,535</b></u>	<u><b>3,891,793</b></u>



**STATEMENT OF CHANGES IN EQUITY  
FOR THE FINANCIAL YEAR ENDED 31 MAY 2024**

	NOTE	Unitholders' <u>Capital</u> RM	Accumulated <u>Losses</u> RM	<u>Total</u> RM
<b>As at 1 June 2022</b>		37,107,669	(12,219,294)	24,888,375
Net realised profit		-	2,141,741	2,141,741
Net unrealised profit	10	-	1,750,052	1,750,052
Creation of units	8	6,648,595	-	6,648,595
Cancellation of units	8	(3,909,839)	-	(3,909,839)
Distribution		-	(2,088,049)	(2,088,049)
<b>As at 31 May 2023</b>		<b>39,846,425</b>	<b>(10,415,550)</b>	<b>29,430,875</b>
<b>As at 1 June 2023</b>		39,846,425	(10,415,550)	29,430,875
Net realised profit		-	2,280,229	2,280,229
Net unrealised profit	10	-	6,468,306	6,468,306
Creation of units	8	18,634,339	-	18,634,339
Cancellation of units	8	(11,908,467)	-	(11,908,467)
Distribution	7	-	(2,208,319)	(2,208,319)
<b>As at 31 May 2024</b>		<b>46,572,297</b>	<b>(3,875,334)</b>	<b>42,696,963</b>

**STATEMENT OF CASH FLOWS**  
**FOR THE FINANCIAL YEAR ENDED 31 MAY 2024**

	<u>2024</u> RM	<u>2023</u> RM
<b>CASH FLOWS FROM INVESTING AND OPERATING ACTIVITIES</b>		
Proceeds from sale of investments	39,723,602	38,661,761
Purchase of investments	(46,854,003)	(37,381,457)
Dividends received	566,486	462,958
Profit from Islamic deposits	169,945	180,765
Hibah from Al-Wadiah savings	443	319
Other income received	46,901	-
Management fee paid	(526,468)	(412,513)
Trustee fee paid	(17,549)	(13,750)
Payment for audit fee	(8,000)	(8,000)
Payment of tax agent fee	(1,500)	(3,300)
Payment of other expenses	(272,268)	(247,666)
Net cash (used in)/generated from investing and operating activities	<u>(7,172,411)</u>	<u>1,239,117</u>
<b>CASH FLOWS FROM FINANCING ACTIVITIES</b>		
Proceeds from creation of units	14,901,006	6,697,877
Payment of cancellation of units	(11,787,810)	(3,902,170)
Net cash generated from financing activities	<u>3,113,196</u>	<u>2,795,707</u>
NET (DECREASE)/INCREASE IN CASH AND CASH EQUIVALENTS	<u>(4,059,215)</u>	4,034,824
CASH AND CASH EQUIVALENTS AT THE BEGINNING OF THE YEAR	<u>7,863,039</u>	<u>3,828,215</u>
CASH AND CASH EQUIVALENTS AT THE END OF THE YEAR	<u><u>3,803,824</u></u>	<u><u>7,863,039</u></u>
<b>CASH AND CASH EQUIVALENTS COMPRISE OF:</b>		
Al-Wadiah Savings	664,970	40,029
Islamic deposits with licensed financial institutions in Malaysia	3,138,854	7,823,010
	<u><u>3,803,824</u></u>	<u><u>7,863,039</u></u>

## NOTES TO THE FINANCIAL STATEMENTS FOR THE FINANCIAL YEAR ENDED 31 MAY 2024

### 1. THE FUND, THE MANAGER AND PRINCIPAL ACTIVITIES

PMB Dana Al-Aiman (“the Fund”) managed by PMB Investment Berhad was launched on 9 April 1968 known as Kumpulan Modal Bumiputera Yang Pertama and relaunched on 19 May 1997 as Dana Al-Aiman. Pursuant to the Master Prospectus dated 28 April 2014, this Fund once again changed its name from Dana Al-Aiman to PMB Dana Al-Aiman in line with the changes of the Manager’s name from ASM Investment Services Berhad to PMB Investment Berhad. This Fund will continue to operate until it is terminated or dissolved in accordance with the provisions of the Deed of Trust and the Capital Markets and Services Act 2007.

The main activity of PMB Dana Al-Aiman is to invest in marketable securities transactions in which the investments is made in the “Permitted Investments” as defined in the Deeds and subject to approval by the Securities Commission Malaysia and in accordance with Shariah requirements. This includes securities listed on Bursa Malaysia and in money market instruments approved by the Shariah principles.

The Manager is a company incorporated in Malaysia and wholly owned by Pelaburan MARA Berhad. The principal activity of the Manager is the management of Unit Trust Funds and Corporate Funds.

### 2. OBJECTIVES AND POLICIES OF FINANCIAL RISK MANAGEMENT

This Unit Trust Fund operations are exposed to several risks including equity market risk, stock specific risk, equity-related securities risk, Shariah status reclassification risk, dividend policy risk and liquidity risk. Financial risk management is carried out through the system of internal control and investment restrictions outlined in the Guidelines on Unit Trust Funds by the Securities Commission Malaysia and based on Shariah principles.

#### (a) Equity Market Risk

The performance of the Fund is subject to the volatility of the stock market which is influenced by the changes in the economic and political climate, profit rate, international stock market performance and regulatory policies. The movement of the value in the underlying investment portfolio will affect the Net Asset Value (“NAV”) of the Fund. Any downward movement of the value will negatively impact the NAV of the Fund.

The table below shows the impact on the NAV of the Fund at the reporting date due to the possible change in equity price with all other variables held constant:

**NOTES TO THE FINANCIAL STATEMENTS  
FOR THE FINANCIAL YEAR ENDED 31 MAY 2024**

**2. OBJECTIVES AND POLICIES OF FINANCIAL RISK MANAGEMENT (CONTD.)**

**(a) Equity Market Risk (Contd.)**

<u>Quoted Shariah-compliant shares in Malaysia</u> RM	<u>Changes in equity price</u> %	<u>Impact on distributed net asset value</u> RM
37,343,552	+5 / -5	1,867,178/(1,867,178)

**(b) Stock Specific Risk**

Prices of a particular stock may fluctuate in response to the circumstances affecting individual companies such as adverse financial performance, news of a possible merger or loss of key personnel of a company. Any adverse price movements of such stock will adversely affect the Fund's NAV.

**(c) Equity-related Securities Risk**

The value of the Shariah-compliant equity-related securities depends on the value of the underlying equities that the Shariah-compliant securities are related to. Any upward movement in the value of the underlying Shariah-compliant equities may result an upward movement of the value of the respective Shariah-compliant equity-related securities, and vice versa. Hence, the movement of the value of the Shariah-compliant equity-related securities will affect the value of the Fund. The Fund may also invest in Shariah-compliant equity-related securities such as Shariah-compliant warrants, that have an expiry date and may experience time decay, and the erosion of value accelerates as the instrument advances to its expiry date. If the Shariah-compliant warrant is not exercised on or before the expiry date, the Shariah-compliant warrant will have no value and negatively impact the NAV of the Fund.

**(d) Shariah Status Reclassification Risk**

**(a) Shariah-compliant equity securities**

This risk refers to the risk that the currently held Shariah-compliant equity securities in the portfolio of the Fund may be reclassified as Shariah non-compliant in the periodic review of the securities by the Shariah Advisory Council ("SAC") of the Securities Commission Malaysia ("SC"), the Shariah Adviser or the Shariah Supervisory Boards of relevant Islamic indices. If this occurs, the Manager will take the necessary steps to dispose of such securities.

Opportunity loss could occur due to the restriction on the Fund to retain the excess capital gains derived from the disposal of the reclassified Shariah non-compliant securities. In such an event, the Fund is required:

**NOTES TO THE FINANCIAL STATEMENTS  
FOR THE FINANCIAL YEAR ENDED 31 MAY 2024**

**2. OBJECTIVES AND POLICIES OF FINANCIAL RISK MANAGEMENT (CONTD.)**

**(d) Shariah Status Reclassification Risk (Contd.)**

**(a) Shariah-compliant equity securities**

- (i) to dispose of such securities with immediate effect or within one (1) calendar month if the value of the securities exceeds or is equal to the investment cost on the effective date of reclassification of the list of Shariah-compliant securities ("Reclassification") by the SAC of the SC or date of review ("Review") by the Shariah Adviser or the Shariah Supervisory Boards of relevant Islamic indices. The Fund is allowed to keep dividends received and capital gains from the disposal of the securities up to the effective date of Reclassification or Review. However, any dividends received and excess capital gains from the disposal of the Shariah non-compliant securities after the effective date of Reclassification or Review should be channelled to *baitulmal* and/or charitable bodies as advised by the Shariah Adviser;
- (ii) to hold such securities if the value of the said securities is below the investment cost on the effective date of Reclassification or Review until the total subsequent dividends received (if any) and the market price of the securities is equal to the cost of investment at which time disposal has to take place within one (1) calendar month, excess capital gains (if any) from the disposal of the securities should be channelled to *baitulmal* and/or charitable bodies as advised by the Shariah Adviser; or
- (iii) to dispose of such securities at a price lower than the investment cost which will result in a decrease in the Fund's value.

**(b) Islamic fixed income instruments or Islamic money market instruments or Islamic deposits**

This risk refers to the risk of a possibility that the currently held Islamic fixed income instruments or Islamic money market instruments or Islamic deposits invested by the Fund may be declared as Shariah non-compliant by the relevant authority or the Shariah Adviser. If this occurs, the Manager will take the necessary steps to dispose of or withdraw such fixed income instruments or money market instruments or deposits.

**(e) Dividend Policy Risk**

This is a risk particular to the Fund which has heavy emphasis on high yield dividend stock. Such a risk may occur when fundamentals of the company's business deteriorate or if there is a change in the dividend payout policy resulting in a reduction of the dividend to be paid by the company. This risk may be mitigated by investing mainly in companies with a consistent historical record of paying dividends, strong cash flow, or operating in fairly stable industries.

**NOTES TO THE FINANCIAL STATEMENTS  
FOR THE FINANCIAL YEAR ENDED 31 MAY 2024**

**2. OBJECTIVES AND POLICIES OF FINANCIAL RISK MANAGEMENT (CONTD.)**

**(f) Liquidity Risk**

Liquidity risk refers to the ease of liquidating an asset depending on the asset's volume traded in the market. If the Fund holds assets that are illiquid, or are difficult to dispose of, the value of the Fund will be negatively affected when it has to sell such assets at unfavourable prices.

The Fund maintains sufficient level of Islamic liquid assets, after consultation with the Trustee, to meet anticipated payments and cancellations of units by the unit holders. Islamic liquid assets comprise cash, Islamic deposits with licensed financial institutions and other Shariah-compliant instruments which are capable of being converted into cash within 7 days.

The table below summarises the Fund's financial liabilities into relevant maturity grouping based on the remaining year as at the statement of financial position date to the contractual maturity date. The amounts in the table are the contractual undiscounted cash flows.

	<b>Less than 1 month RM</b>	<b>2024 Between 1 month to 1 year RM</b>	<b>Total RM</b>
Amount owing to the Trustee	1,848	-	1,848
Amount owing to the stockbroking companies	417,466	-	417,466
Distribution	2,208,319	-	2,208,319
Other payables and accruals	-	9,890	9,890
<b>Contractual cash outflows</b>	<b>2,627,633</b>	<b>9,890</b>	<b>2,637,523</b>

	<b>Less than 1 month RM</b>	<b>2023 Between 1 month to 1 year RM</b>	<b>Total RM</b>
Amount owing to the Manager	40,504	-	40,504
Amount owing to the Trustee	1,344	-	1,344
Amount owing to the stockbroking companies	115,380	-	115,380
Distribution	2,088,049	-	2,088,049
Other payables and accruals	-	9,890	9,890
<b>Contractual cash outflows</b>	<b>2,245,277</b>	<b>9,890</b>	<b>2,255,167</b>

## NOTES TO THE FINANCIAL STATEMENTS FOR THE FINANCIAL YEAR ENDED 31 MAY 2024

### 3. SUMMARY OF MATERIAL ACCOUNTING POLICIES

#### (a) Basis of Preparation

The financial statements of the Fund are prepared under the historical cost convention and modified to include other bases of valuation as disclosed in other sections under significant accounting policies, and in compliance with Malaysian Financial Reporting Standards (“MFRSs”), International Financial Reporting Standards (“IFRSs”) and Guidelines on Unit Trust Funds by the Securities Commission Malaysia.

The following are accounting standards, amendments and interpretations that have been issued by the Malaysian Accounting Standards Board (“MASB”):

#### (i) Applications towards MFRS and amendments to MFRS

##### Adoption of new and amended standards

During the financial year, the Fund has adopted the following amended MFRSs that are mandatory for annual financial periods beginning on or after 1 January 2024:

- Amendments to MFRS 17 Insurance Contracts (Initial Application of MFRS 17 and MFRS 9 Comparative Information)
- Amendments to MFRS 108 – Accounting policies, Changes in Accounting Estimates and Errors (Definition of Accounting Estimates)
- Amendments to MFRS 112 Income Taxes – Deferred Tax related to Assets and Liabilities arising from a Single Transaction.
- Amendments to MFRS 101 – Presentation of Financial Statements and MFRS Practice Statement: Disclosure of Accounting Policies.

The adoption of the new standards and amendments to standards and interpretations did not have any significant impact on the financial statements of the Fund.

##### Standards issued but not yet effective

##### *Effective for financial year beginning on or after 1 January 2024:*

- Amendments to MFRS 16 – Lease Liability in a Sale and Leaseback
- Amendments to MFRS 101 – Presentation of Financial Statements (Classification of Liabilities as Current or Non-Current and Disclosures of Accounting Policies)

**NOTES TO THE FINANCIAL STATEMENTS  
FOR THE FINANCIAL YEAR ENDED 31 MAY 2024**

**3. SUMMARY OF MATERIAL ACCOUNTING POLICIES (CONTD.)**

**(a) Basis of Preparation (Contd.)**

**(i) Applications towards MFRS and amendments to MFRS (Contd.)**

***Effective date of these Amendments to Standards has been deferred and yet to be announced:***

- Amendments to MFRS 10 and MFRS 128 - Investments in Associates and Joint Venture (Sale or Contribution of Assets between an Investor and its Associate or Joint Venture)

The adoption of the above standards and interpretations will have no material impact on the financial statements of the Fund.

**(b) Quoted Shariah-compliant Shares in Malaysia**

Unit Trust is subject to the Trust Deed whereby quoted Shariah-compliant shares are valued at the market closing price on Bursa Malaysia at the reporting date.

**(c) Dividend Income**

The amount of dividend from the investment is determined on an accrual basis once the company's share price is recorded "XD" (without dividend) on Bursa Malaysia. The single tier system was introduced effective 1 January 2008 and single-tier dividends distributed by a resident company are exempt from tax in Malaysia.

**(d) Profit from Islamic Deposits**

The profit from Islamic deposits is recognised on accrual basis using the effective profit rate method. The profit received by the Fund was derived from Malaysia and credited by any bank or financial institution licensed under the Financial Services Act 2013 or Islamic Financial and Services Act 2013 which are exempt from tax according to Income Tax Act 1967 (ITA 1967).

**(e) Profit / (Loss) from Sale of Investments**

Costs incurred to determine profit / (loss) from sale of investments are based on the weighted average cost. Pursuant to ITA 1967, profit from realisation of investments will not be treated as income of the Fund and are not subject to tax.

**(f) Unrealised Profit / (Loss)**

Unrealised gains and losses comprise changes in the fair value of financial instruments for the period and from reversal of prior period's unrealised gains and losses for financial instrument which were realised (i.e. sold, redeemed or matured) during the reporting year.



## NOTES TO THE FINANCIAL STATEMENTS FOR THE FINANCIAL YEAR ENDED 31 MAY 2024

### 3. SUMMARY OF MATERIAL ACCOUNTING POLICIES (CONTD.)

#### (g) Creation and Cancellation of Units

Proceeds from creation of units and payment of cancellation of units are based on the market value of the units comprising the share of capital and the portion of income at the date of the invention or disposition.

#### (h) Transaction Costs

Transaction cost are cost incurred to acquire financial assets or liabilities at fair value through profit or loss. They include fees and commissions paid to brokers and dealers. Transaction costs, when incurred, are immediately recognised in profit and loss as an expenses.

#### (i) Distribution Equalisation

Distribution equalisation is accounted for on the date of issue and depreciation based on the average amount of distributable income included in the unit price and disposals.

#### (j) Cash and Cash Equivalents

Cash and cash equivalents comprise Islamic deposits and Al-Wadiah savings with banks and licensed financial institutions where such savings are based on Shariah principles.

#### (k) Functional and presentation currency

The financial statements are presented in Ringgit Malaysia ("RM"), the currency of the primary economic environment in which the Company operates (its functional currency).

#### (l) Financial Instruments

##### (i) Recognition and Initial Measurement

A financial asset or a financial liability is recognised in the statement of financial position when, and only when, the Fund becomes a party to the contractual provisions of the instrument.

A financial asset (unless it is a trade receivable without significant financing component) or a financial liability is initially measured at fair value plus or minus, for an item not at fair value through profit or loss, transaction costs that are directly attributable to its acquisition or issuance. A trade receivable without a significant financing component is initially measured at the transaction price.

An embedded Islamic derivative is recognised separately from the host contract where the host contract is not a financial asset, and accounted for separately if, and only if, the Islamic derivative is not closely related to the economic characteristics and risks of the host contract and the host contract is not measured at fair value through profit or loss. The host contract, in the event an embedded Islamic derivative is recognised separately, is accounted for in accordance with policy applicable to the nature of the host contract.

**NOTES TO THE FINANCIAL STATEMENTS  
FOR THE FINANCIAL YEAR ENDED 31 MAY 2024**

**3. SUMMARY OF MATERIAL ACCOUNTING POLICIES (CONTD.)**

**(I) Financial Instruments (Contd.)**

- (ii) Financial instrument categories and subsequent measurement (Contd.)

***Financial assets***

Categories of financial assets are determined on initial recognition and are not reclassified subsequent to their initial recognition unless the Fund changes its business model for managing financial assets in which case all affected financial assets are reclassified on the first day of the first reporting year following the change of the business model.

**(a) Amortised cost (AC)**

Amortised cost category comprises financial assets that are held within a business model whose objective is to hold assets to collect contractual cash flows and its contractual terms give rise on specified dates to cash flows that are solely payments of principal and profit on the principal amount outstanding. The financial assets are not designated as fair value through profit or loss. Subsequent to initial recognition, these financial assets are measured at amortised cost using the effective profit method. The amortised cost is reduced by impairment losses. Profit income, foreign exchange gains and losses and impairment are recognised in profit or loss. Any gain or loss on derecognition is recognised in profit or loss.

Profit income is recognised by applying effective profit rate to the gross carrying amount except for credit impaired financial assets where the effective profit rate is applied to the amortised cost.

**(b) Fair value through other comprehensive income (FVOCI)**

**(i) Debt investments**

Fair value through other comprehensive income category comprises debt investment where it is held within a business model whose objective is achieved by both collecting contractual cash flows and selling the debt investment, and its contractual terms give rise on specified dates to cash flows that are solely payments of principal and profit on the principal amount outstanding. The debt investment is not designated as at fair value through profit or loss. Profit income calculated using the effective profit method, foreign exchange gains and losses and impairment are recognised in profit or loss. Other net gains and losses are recognised in other comprehensive income.

On derecognition, gains and losses accumulated in other comprehensive income are reclassified to profit or loss.

**NOTES TO THE FINANCIAL STATEMENTS  
FOR THE FINANCIAL YEAR ENDED 31 MAY 2024**

**3. SUMMARY OF MATERIAL ACCOUNTING POLICIES (CONTD.)**

**(l) Financial Instruments (Contd.)**

- (ii) Financial instrument categories and subsequent measurement (Contd.)

***Financial assets (Contd.)***

**(b) Fair value through other comprehensive income (FVOCI) (Contd.)**

**(i) Debt investments (Contd.)**

Profit income is recognised by applying effective profit rate to the gross carrying amount except for credit impaired financial assets where the effective profit rate is applied to the amortised cost.

**(ii) Equity investments**

This category comprises investment in equity that is not held for trading, and the Fund irrevocably elect to present subsequent changes in the investment's fair value in other comprehensive income. This election is made on an investment-by-investment basis. Dividends are recognised as income in profit or loss unless the dividend clearly represents a recovery of part of the cost of investment.

Other net gains and losses are recognised in other comprehensive income. On derecognition, gains and losses accumulated in other comprehensive income are not reclassified to profit or loss.

**(c) Fair value through profit or loss (FVPL)**

All financial assets not measured at amortised cost or fair value through other comprehensive income as described above are measured at fair value through profit or loss. This includes Islamic derivative financial assets (except for an Islamic derivative that is a designated and effective hedging instrument). On initial recognition, the Fund may irrevocably designate a financial asset that otherwise meets the requirements to be measured at amortised cost or at fair value through other comprehensive income as at fair value through profit or loss if doing so eliminates or significantly reduces an accounting mismatch that would otherwise arise.

Financial assets categorised as fair value through profit or loss are subsequently measured at their fair value. Net gains or losses, including any profit or dividend income, are recognised in the profit or loss.

All financial assets, except for those measured at fair value through profit or loss and equity investments measured at fair value through other comprehensive income, are subject to impairment assessment.

**NOTES TO THE FINANCIAL STATEMENTS  
FOR THE FINANCIAL YEAR ENDED 31 MAY 2024**

**3. SUMMARY OF MATERIAL ACCOUNTING POLICIES (CONTD.)**

**(I) Financial Instruments (Contd.)**

- (ii) Financial instrument categories and subsequent measurement (Contd.)

***Financial liabilities***

**(a) Amortised cost (AC)**

Other financial liabilities not categorised as fair value through profit or loss are subsequently measured at amortised cost using the effective profit method.

Profit expense and foreign exchange gains and losses are recognised in the profit or loss. Any gains or losses on derecognition are also recognised in the profit or loss.

**(b) Provisions**

Provision is recognised only when the Fund has a present obligation (legal and constructive) as a result of a past event, it is probable that an outflow of economic resources will be required to settle the obligation and the amount of the obligation can be estimated reliably.

Provision are reviewed at each reporting date and adjusted to reflect the current best estimate. If it is no longer probable that an outflow of economic resources will be required to settle the obligation, the provision is reversed. If the effect of the time value of money is material, provisions are discounted using a current pre tax rate that reflects, where appropriate, the risks specific to the liability. When discounting is used, the increase in the provision due to the passage of time is recognised as a finance cost.

**(iii) Derecognition**

A financial asset or part of it is derecognised when, and only when, the contractual rights to the cash flows from the financial asset expired or transferred, or control of the asset is not retained or substantially all of the risks and rewards of ownership of the financial asset are transferred to another party. On derecognition of a financial asset, the difference between the carrying amount of the financial asset and the sum of consideration received (including any new asset obtained less any new liability assumed) is recognised in profit or loss.

A financial liability or a part of it is derecognised when, and only when, the obligation specified in the contract is discharged, cancelled or expired. A financial liability is also derecognised when its terms are modified and the cash flows of the modified liability are substantially different, in which case, a new financial liability based on modified terms is recognised at fair value.

## NOTES TO THE FINANCIAL STATEMENTS FOR THE FINANCIAL YEAR ENDED 31 MAY 2024

### 3. SUMMARY OF MATERIAL ACCOUNTING POLICIES (CONTD.)

#### (l) Financial Instruments (Contd.)

##### (iii) Derecognition (Contd.)

On derecognition of a financial liability, the difference between the carrying amount of the financial liability extinguished or transferred to another party and the consideration paid, including any non-cash assets transferred or liabilities assumed, is recognised in profit or loss.

##### (iv) Offsetting

Financial assets and financial liabilities are offset and the net amount presented in the statement of financial position when, and only when, the Fund currently has a legally enforceable right to set off the amounts and it intends either to settle them on a net basis or to realise the asset and liability simultaneously.

##### (v) Unitholders' Contribution

The Unitholders' contributions to the Fund meet the definition of puttable instruments classified as equity under the MFRS 9.

Instruments classified as equity are measured at cost and are not remeasured subsequently.

Distribution equalisation is accounted for at the date of creation and cancellation of units of the Fund. It represents the average amount of distributable income or loss included in the creation and cancellation prices of units.

#### (m) Impairment of Assets

##### (i) Financial assets

The Fund recognised loss allowances for expected credit losses on financial assets measured at amortised cost, debt investments measured at fair value through other comprehensive income, contract assets and lease receivables. Expected credit losses are a probability-weighted estimate of credit losses.

The Fund measures loss allowances at an amount equal to lifetime expected credit loss, except for sukuk that are determined to have low credit risk at the reporting date, cash and bank balance and other sukuk for which credit risk has not increased significantly since initial recognition, which are measured at 12-month expected credit loss. Loss allowances for trade receivables, contract assets and lease receivables are always measured at an amount equal to lifetime expected credit loss.

When determining whether the credit risk of a financial asset has increased significantly since initial recognition and when estimating expected credit loss, the Fund considers reasonable and supportable information that is relevant and available without undue cost or effort.

## NOTES TO THE FINANCIAL STATEMENTS FOR THE FINANCIAL YEAR ENDED 31 MAY 2024

### 3. SUMMARY OF MATERIAL ACCOUNTING POLICIES (CONTD.)

#### (m) Impairment of Assets (Contd.)

##### (i) Financial assets (Contd.)

This includes both quantitative and qualitative information and analysis, based on the Fund's historical experience and informed credit assessment and including forward-looking information, where available.

Lifetime expected credit losses are the expected credit losses that result from all possible default events over the expected life of the asset, while 12-month expected credit losses are the portion of expected credit losses that result from default events that are possible within the 12 months after the reporting date. The maximum year considered when estimating expected credit losses is the maximum contractual year over which the Fund are exposed to credit risk.

The Fund estimates the expected credit losses on trade receivables using a provision matrix with reference to historical credit loss experience.

An impairment loss in respect of financial assets measured at amortised cost is recognised in profit or loss and the carrying amount of the asset is reduced through the use of an allowance account.

An impairment loss in respect of debt investments measured at fair value through other comprehensive income is recognised in profit or loss and the allowance account is recognised in other comprehensive income.

At each reporting date, the Fund assesses whether financial assets carried at amortised cost and sukuk at fair value through other comprehensive income are credit impaired. A financial asset is credit impaired when one or more events that have a detrimental impact on the estimated future cash flows of the financial asset have occurred.

The gross carrying amount of a financial asset is written off (either partially or fully) to the extent that there is no realistic prospect of recovery. This is generally the case when the Fund determines that the obligor does not have assets or sources of income that could generate sufficient cash flows to pay the amounts subject to the write-off. However, financial assets that are written off could still be subject to enforcement activities in order to comply with the Fund's procedures for recovery amounts due.

##### (ii) Other assets

The carrying amounts of other assets (except for inventories, contract assets, lease receivables, deferred tax asset, assets arising from employee benefits, investment property measured at fair value and non-current assets (or disposal groups) classified as held for sale) are reviewed at the end of each reporting period to determine whether there is any indication of impairment.

**NOTES TO THE FINANCIAL STATEMENTS  
FOR THE FINANCIAL YEAR ENDED 31 MAY 2024**

**3. SUMMARY OF MATERIAL ACCOUNTING POLICIES (CONTD.)**

**(m) Impairment of Assets (Contd.)**

(ii) Other assets (Contd.)

If any such indication exists, then the asset's recoverable amount is estimated. For goodwill and intangible assets that have indefinite useful lives or that are not yet available for use, the recoverable amount is estimated each period at the same time.

For the purpose of impairment testing, assets are grouped together into the smallest group of assets that generates cash inflows from continuing use that are largely independent of the cash inflows of other assets or cash-generating units. Subject to an operating segment ceiling test, for the purpose of goodwill impairment testing, cash-generating units to which goodwill has been allocated are aggregated so that the level at which impairment testing is performed reflects the lowest level at which goodwill is monitored for internal reporting purposes.

The recoverable amount of an asset or cash-generating unit is the greater of its value in use and its fair value less costs of disposal. In assessing value in use, the estimated future cash flows are discounted to their present value using a pre-tax discount rate that reflects current market assessments of the time value of money and the risks specific to the asset or cash-generating unit.

An impairment loss is recognised if the carrying amount of an asset or its related cash-generating unit exceeds its estimated recoverable amount.

Impairment losses are recognised in profit or loss. Impairment losses recognised in respect of cash-generating units are allocated first to reduce the carrying amount of any goodwill allocated to the cash-generating unit (group of cash-generating units) and then to reduce the carrying amounts of the other assets in the cash-generating unit (groups of cash-generating units) on a pro rata basis. An impairment loss in respect of goodwill is not reversed. In respect of other assets, impairment losses recognised in prior years are assessed at the end of each reporting year for any indications that the loss has decreased or no longer exists. An impairment loss is reversed if there has been a change in the estimates used to determine the recoverable amount since the last impairment loss was recognised. An impairment loss is reversed only to the extent that the asset's carrying amount does not exceed the carrying amount that would have been determined, net of depreciation or amortisation, if no impairment loss had been recognised. Reversals of impairment losses are credited to profit or loss in the financial year in which the reversals are recognised.

## NOTES TO THE FINANCIAL STATEMENTS FOR THE FINANCIAL YEAR ENDED 31 MAY 2024

### 3. SUMMARY OF MATERIAL ACCOUNTING POLICIES (CONTD.)

#### (n) Fair Value of financial instruments

Financial instruments comprise financial assets and financial liabilities. Fair value is the price that would be received to sell an asset or paid to transfer a liability in an orderly transaction between market participants at the measurement date (i.e. exit price).

The fair value of financial assets traded in active markets (such as trading Shariah-compliant securities) are based on quoted market prices at the close of trading on the financial year end date.

An active market is a market in which transactions for the assets and liabilities take place with sufficient frequency and volume to provide pricing information on an ongoing basis.

The fair value of financial assets that are not traded in an active market is determined by using valuation techniques.

The carrying values of cash and cash equivalents, amount owing by stockbroking, profit receivable from Islamic deposits, dividend receivable and all current liabilities are reasonable approximations of their fair values due to their short-term nature.

The Fund classifies fair value measurements using a fair value hierarchy that reflects the significance of the inputs used in making the measurements. The fair value hierarchy has the following levels:

- Quoted prices (unadjusted) in active market for identical assets or liabilities (Level 1).
- Inputs other than quoted prices included within Level 1 that are observable for the asset or liability, either directly (that is, as prices) or indirectly (that is, derived from prices) (Level 2).
- Inputs for the asset and liability that are not based on observable market data (that is, unobservable inputs) (Level 3)

The level in the fair value hierarchy within which the fair value measurement is categorised in its entirety is determined on the basis of the lowest level input that is significant to the fair value measurement in its entirety.

For this purpose, the significance of an input is assessed against the fair value measurement in its entirety. If a fair value measurement uses observable inputs that require significant adjustment based on unobservable inputs, that measurement is a Level 3 measurement. Assessing the significance of a particular input to the fair value measurement in its entirety requires judgement, considering factors specific to the asset or liability.

The determination of what constitutes 'observable' requires significant judgement by the Fund. The Fund considers observable data to be that market data that is readily available, regularly distributed or updated, reliable and verifiable, not proprietary, and provided by independent sources that are actively involved in the relevant market.



**NOTES TO THE FINANCIAL STATEMENTS  
FOR THE FINANCIAL YEAR ENDED 31 MAY 2024**

**3. SUMMARY OF MATERIAL ACCOUNTING POLICIES (CONTD.)**

**(n) Fair Value of financial instruments**

The following table analyses within the fair value hierarchy the Fund's financial assets (by class) measured at fair value:

<u>2024</u>	<u>Level 1</u> RM	<u>Level 2</u> RM	<u>Level 3</u> RM	<u>Total</u> RM
<b>Financial Assets at FVPL</b>				
Quoted Shariah-compliant shares in Malaysia	37,343,552	-	-	37,343,552

<u>2023</u>	<u>Level 1</u> RM	<u>Level 2</u> RM	<u>Level 3</u> RM	<u>Total</u> RM
<b>Financial Assets at FVPL</b>				
Quoted Shariah-compliant shares in Malaysia	23,155,646	-	-	23,155,646

Investments whose values are based on quoted market prices in active markets, and are therefore classified within Level 1, include active listed Islamic collective investment schemes and Shariah-compliant equities.

**4. INVESTMENTS**

Details are as follows:

	<u>Note</u>	<u>2024</u> RM	<u>2023</u> RM
Quoted Shariah-compliant shares @ cost		27,340,396	19,620,796
Fair value gain		<u>10,003,156</u>	<u>3,534,850</u>
Market Value		<u>37,343,552</u>	<u>23,155,646</u>
Islamic Deposits	5	<u>3,138,854</u>	<u>7,823,010</u>
Total Investments		<u>40,482,406</u>	<u>30,978,656</u>

The list of investments is as per Schedule A.

**NOTES TO THE FINANCIAL STATEMENTS  
FOR THE FINANCIAL YEAR ENDED 31 MAY 2024**

**5. CASH AND CASH EQUIVALENTS**

	Note	<u>2024</u> RM	<u>2023</u> RM
Islamic deposits with licensed financial Institutions in Malaysia	4	3,138,854	7,823,010
Al-Wadiah savings		<u>664,970</u>	<u>40,029</u>
		<u>3,803,824</u>	<u>7,863,039</u>

Islamic deposits include fixed deposits based on Shariah principles in licensed financial institutions as follows: -

	<u>2024</u> RM	<u>2023</u> RM
Islamic Bank	-	1,014,909
Investment Bank	<u>3,138,854</u>	<u>6,808,101</u>
	<u>3,138,854</u>	<u>7,823,010</u>

Average profit rate during the financial year and the average maturity of the Islamic deposits on the closing date are as follows: -

	<u>Average Profit Rate</u> %	<u>Average Maturity Period</u> Days
<u>2024</u>		
Investment Banks	<u>3.04</u>	<u>6</u>
<u>2023</u>		
Islamic Bank	3.20	35
Investment Banks	<u>2.93</u>	<u>5</u>

**6. AMOUNT OWING BY/(TO) THE MANAGER**

	<u>2024</u> RM	<u>2023</u> RM
Creation of unit receivable	1,663,507	18,222
Cancellation of unit payable	(139,062)	(18,405)
Management fee accrued	<u>(55,442)</u>	<u>(40,321)</u>
	<u>1,469,003</u>	<u>(40,504)</u>

**7. DISTRIBUTION**

The Manager with the approval of the Trustee has declared an income distribution of 2.60 sen (gross) (2.60 sen net) per unit to be distributed in the form of units for the financial year ended 31 May 2024 [2023: 3.00 sen (gross) (3.00 sen net)].

**NOTES TO THE FINANCIAL STATEMENTS  
FOR THE FINANCIAL YEAR ENDED 31 MAY 2024**

**7. DISTRIBUTION (CONTD.)**

Distribution to unitholders is as follows:

	<u>2024</u>	<u>2023</u>
	RM	RM
Dividends income	562,807	450,202
Profits from Islamic deposits	167,808	182,491
Hibah from Al-Wadiah savings	443	319
Net profits from sale of investments	2,343,679	2,201,525
Other income	46,901	-
Undistributed profit for the year	<u>(71,910)</u>	<u>(53,692)</u>
	<u>3,049,728</u>	<u>2,780,845</u>
Expenses	841,409	692,796
Taxation	-	-
	<u><u>2,208,319</u></u>	<u><u>2,088,049</u></u>
Unit in circulation	<u>84,935,332</u>	<u>69,601,610</u>
Gross distribution per unit (sen)	<u>2.60</u>	<u>3.00</u>
Net distribution per unit (sen)	<u>2.60</u>	<u>3.00</u>

**8. UNITHOLDERS' CAPITAL**

	<u>2024</u>		<u>2023</u>	
	Unit	RM	Unit	RM
Balance brought forward	69,601,610	39,846,425	63,770,393	37,107,669
Creation of units during the year	40,381,615	18,634,339	14,360,688	6,648,595
	<u>109,983,225</u>	<u>58,480,764</u>	<u>78,131,081</u>	<u>43,756,264</u>
Cancellation of units during the year	<u>(25,047,893)</u>	<u>(11,908,467)</u>	<u>(8,529,471)</u>	<u>(3,909,839)</u>
Balance carried forward	<u>84,935,332</u>	<u>46,572,297</u>	<u>69,601,610</u>	<u>39,846,425</u>

**NOTES TO THE FINANCIAL STATEMENTS  
FOR THE FINANCIAL YEAR ENDED 31 MAY 2024**

**9. NET ASSET VALUE**

Net Asset Value is derived after deducting the total liabilities of the Fund from the Fund's total assets, as per follows:

	<u>2024</u>		<u>2023</u>	
	RM	RM/ Unit	RM	RM/ Unit
Net asset value per unit attributable to the unitholders as disclosed in the Financial Statements	<u>42,696,963</u>	<u>0.5027</u>	<u>29,430,875</u>	<u>0.4228</u>

**10. NET UNREALISED PROFIT ON CHANGES IN FAIR VALUE OF INVESTMENTS**

	<u>2024</u>	<u>2023</u>
	RM	RM
Unrealised profit on quoted Shariah-compliant shares	<u>10,003,156</u>	<u>3,534,850</u>
Total unrealised profit	10,003,156	3,534,850
Less: Unrealised profit of previous year	<u>(3,534,850)</u>	<u>(1,784,798)</u>
	<u>6,468,306</u>	<u>1,750,052</u>

**11. MANAGEMENT FEE**

The fee paid to the Manager, PMB Investment Berhad is computed on a daily basis at 1.5% per annum on the Net Asset Value before deducting Management fee and Trustee fee for that particular day

**12. TRUSTEE FEE**

The fee paid to the Trustee, AmanahRaya Trustees Berhad is computed on a daily basis at 0.05% per annum on the Net Asset Value before deducting Management fee and Trustee fee for that particular day.

**NOTES TO THE FINANCIAL STATEMENTS  
FOR THE FINANCIAL YEAR ENDED 31 MAY 2024**

**13. TRANSACTIONS WITH BROKER/DEALER (1/6/2023 – 31/5/2024)**

Broker/Dealer	Transaction Value RM	%	Commission & Fee RM	%
Phillip Capital Sdn Bhd	16,416,707	18.54	50,088	18.78
CIMB Securities Sdn Bhd	14,479,144	16.36	40,798	15.30
Affin Hwang Investment Bank Bhd	12,730,235	14.38	35,110	13.16
Public Investment Bank Bhd	10,478,261	11.84	31,487	11.80
TA Securities Holdings Bhd	9,443,695	10.67	26,534	9.95
Hong Leong Investment Bank Bhd	8,503,698	9.60	27,932	10.47
RHB Investment Bank Bhd	8,452,399	9.55	28,529	10.70
Kenanga Investment Bank Bhd	3,892,245	4.40	12,346	4.63
Maybank Investment Bank Bhd	3,420,874	3.86	11,291	4.23
CGS International Securities (M) Sdn Bhd	705,000	0.80	2,621	0.98
<b>Total Transactions</b>	<b>88,522,258</b>	<b>100.00</b>	<b>266,736</b>	<b>100.00</b>

**14. TAXATION**

	<u>2024</u> RM	<u>2023</u> RM
Taxation for the year	-	-

The reconciliation between tax expenses and accounting profit multiplied by 24% tax rates for the financial year ended 31 May 2024 and 31 May 2023 are as follows:

	<u>2024</u> RM	<u>2023</u> RM
Profit before taxation	<u>8,748,535</u>	<u>3,891,792</u>
Taxation at the rate of 24%	<u>2,099,649</u>	934,030
Tax effect of income not subject to tax	<u>(2,301,587)</u>	(1,100,301)
Tax effect of expenses not deductible	<u>201,938</u>	<u>166,271</u>
Taxation for the year	<u>-</u>	<u>-</u>

**NOTES TO THE FINANCIAL STATEMENTS  
FOR THE FINANCIAL YEAR ENDED 31 MAY 2024**

**15. MANAGER’S AND DIRECTORS’ INTERESTS**

The details of the interests of the Manager and the Directors of the Company in the Fund are as follows: -

	<u>2024</u>	<u>2023</u>
(a) <b><u>Unit Holding</u></b>		
PMB Investment Berhad	-	-
Directors	-	14,807
	-	14,807
(b) <b><u>Expenses</u></b>		
Management fee paid and accrued	RM541,589	RM421,094
	RM541,589	RM421,094

Transactions between Fund, Manager and related parties are based on normal business transactions. The holding of the Manager’s unit is based on beneficial holdings.

**16. TOTAL EXPENSE RATIO (“TER”)**

TER is calculated as follows: -	<u>2024</u>	<u>2023</u>
Fees of the Fund + Recovered expenses of the Fund x 100	1.59%	1.61%
Average net asset value of the Fund calculated on a daily basis		

**17. PORTFOLIO TURNOVER RATIO (“PTR”)**

PTR is calculated as follows:	<u>2024</u>	<u>2023</u>
PTR = $\frac{(\text{Total acquisition} + \text{Total disposals})/2}{\text{Average net asset value of the Fund calculated on a daily basis}}$	1.24 times	1.33 times

**NOTES TO THE FINANCIAL STATEMENTS  
FOR THE FINANCIAL YEAR ENDED 31 MAY 2024**

**18. FINANCIAL INSTRUMENTS****a) Classification of financial instruments**

The table below provides an analysis of financial instruments categories as follows:

- i) Amortised Cost (AC)
- ii) Fair Value Through Profit or Loss (FVPL)

<u>2024</u>	<u>Carrying Amount</u> RM	<u>AC</u> RM	<u>FVPL</u> RM
<b>Financial Assets</b>			
Quoted Shariah-compliant shares in Malaysia	37,343,552	-	37,343,552
Cash and cash equivalents	3,803,824	3,803,824	-
Amount owing by the Manager	1,469,003	1,469,003	-
Amount owing by the stockbroking companies	2,669,804	2,669,804	-
Profit receivable from Islamic deposits	303	303	-
Dividend receivable	48,000	48,000	-
	<u>45,334,486</u>	<u>7,990,934</u>	<u>37,343,552</u>

<u>2024</u>	<u>Carrying Amount</u> RM	<u>AC</u> RM
<b>Financial Liabilities</b>		
Amount owing to the Trustee	1,848	1,848
Amount owing to the stockbroking companies	417,466	417,466
Distribution	2,208,319	2,208,319
Other payables and accruals	9,890	9,890
	<u>2,637,523</u>	<u>2,637,523</u>

**NOTES TO THE FINANCIAL STATEMENTS  
FOR THE FINANCIAL YEAR ENDED 31 MAY 2024**

**18. FINANCIAL INSTRUMENTS (CONTD.)****a) Classification of financial instruments (Contd.)**

<u>2023</u>	<u>Carrying Amount RM</u>	<u>AC RM</u>	<u>FVPL RM</u>
<b>Financial Assets</b>			
Quoted Shariah-compliant shares in Malaysia	23,155,646	-	23,155,646
Amount owing by the stockbroking companies	613,238	613,238	-
Profit receivable from Islamic deposits	2,440	2,440	-
Dividends receivable	51,679	51,679	-
Cash and cash equivalents	7,863,039	7,863,039	-
	<u>31,686,042</u>	<u>8,530,396</u>	<u>23,155,646</u>

<u>2023</u>	<u>Carrying Amount RM</u>	<u>AC RM</u>
<b>Financial Liabilities</b>		
Amount owing to the Manager	40,504	40,504
Amount owing to the Trustee	1,344	1,344
Amount owing to the stockbroking companies	115,380	115,380
Distribution	2,088,049	2,088,049
Other payables and accruals	9,890	9,890
	<u>2,255,167</u>	<u>2,255,167</u>

**19. APPROVAL OF FINANCIAL STATEMENTS**

The financial statements have been approved for issue by the Manager on the date of this financial statements.



**SCHEDULE A**

**PMB DANA AL-AIMAN**  
**LIST OF INVESTMENTS AS AT 31 MAY 2024**

<u>NO</u>	<u>NAME OF INVESTMENT</u>	<u>NO OF SHARES</u>	<u>AT COST</u>	<u>AT FAIR VALUE</u>	<u>PERCENTAGE OF NET ASSET VALUE</u>
			RM	RM	%
<b>A QUOTED SHARIAH-COMPLIANT SHARES</b>					
<b>MAIN MARKET</b>					
<b>CONSTRUCTION</b>					
1	Gamuda Berhad	100,000	335,000	607,000	1.42
<b>CONSUMER PRODUCTS &amp; SERVICES</b>					
1	QL Resources Berhad	150,000	892,650	945,000	2.21
<b>ENERGY</b>					
1	Dayang Enterprise Holding Berhad	650,000	1,203,020	1,716,000	4.02
2	DIALOG Group Berhad	600,000	1,429,220	1,434,000	3.36
3	Wasco Berhad	936,300	823,922	1,404,450	3.29
<b>Total</b>			<b>3,456,162</b>	<b>4,554,450</b>	<b>10.67</b>
<b>HEALTHCARE</b>					
1	Top Glove Corporation Berhad	1,500,000	1,385,000	1,575,000	3.69
<b>INDUSTRIAL PRODUCTS &amp; SERVICES</b>					
1	Lion Industries Corporation Berhad	2,000,000	705,400	580,000	1.36
2	Press Metal Aluminium Holdings Berhad	200,000	964,994	1,120,000	2.62
3	Samaiden Group Berhad	546,900	405,158	721,908	1.69
<b>Total</b>			<b>2,075,552</b>	<b>2,421,908</b>	<b>5.67</b>
<b>PLANTATIONS</b>					
1	Genting Plantations Berhad	126,200	677,108	757,200	1.77
<b>PROPERTY</b>					
1	Eco World Development Group Berhad	500,000	742,500	755,000	1.77

**SCHEDULE A**

**PMB DANA AL-AIMAN**  
**LIST OF INVESTMENTS AS AT 31 MAY 2024**

<u>NO</u>	<u>NAME OF INVESTMENT</u>	<u>NO OF SHARES</u>	<u>AT COST</u>	<u>AT FAIR VALUE</u>	<u>PERCENTAGE OF NET ASSET VALUE</u>
			RM	RM	%
<b>A QUOTED SHARIAH-COMPLIANT SHARES (CONTD.)</b>					
<b>MAIN MARKET (CONTD.)</b>					
<b>PROPERTY (CONTD.)</b>					
2	Malaysia Resources Corporation Berhad	1,500,000	1,082,150	982,500	2.30
3	S P Setia Berhad	500,000	762,500	725,000	1.70
4	SkyWorld Development Berhad	1,300,000	739,730	845,000	1.98
<b>Total</b>			<b>3,326,880</b>	<b>3,307,500</b>	<b>7.75</b>
<b>TECHNOLOGY</b>					
1	Dagang NeXchange Berhad	3,000,000	1,404,840	1,350,000	3.16
2	Greatech Technology Berhad	252,000	76,860	1,275,120	2.99
3	My E.G. Services Berhad	1,500,000	1,266,000	1,650,000	3.87
<b>Total</b>			<b>2,747,700</b>	<b>4,275,120</b>	<b>10.02</b>
<b>TRANSPORTATION &amp; LOGISTIC</b>					
1	MISC Berhad	100,000	730,800	834,000	1.95
<b>UTILITIES</b>					
1	Malakoff Corporation Berhad	1,000,000	662,353	715,000	1.67
2	Ranhill Utilities Berhad	723,600	464,568	969,624	2.27
3	Tenaga Nasional Berhad	100,000	990,093	1,304,000	3.06
<b>Total</b>			<b>2,117,014</b>	<b>2,988,624</b>	<b>7.00</b>
<b>ACE MARKET</b>					
<b>CONSUMER PRODUCTS &amp; SERVICES</b>					
1	Synergy House Berhad	1,000,000	430,000	1,490,000	3.49
<b>ENERGY</b>					
1	Kawan Renergy Berhad	1,500,000	696,600	960,000	2.25

**PMB DANA AL-AIMAN**  
**LIST OF INVESTMENTS AS AT 31 MAY 2024**

<u>NO</u>	<u>NAME OF INVESTMENT</u>	<u>NO OF SHARES</u>	<u>AT COST</u>	<u>AT FAIR VALUE</u>	<u>PERCENTAGE OF NET ASSET VALUE</u>
			RM	RM	%
<b>A QUOTED SHARIAH-COMPLIANT SHARES (CONTD.)</b>					
<b>ACE MARKET (CONTD.)</b>					
<b>INDUSTRIAL PRODUCTS &amp; SERVICES</b>					
1	Critical Holdings Berhad	1,000,000	660,600	815,000	1.91
2	HE Group Berhad	1,500,000	870,900	922,500	2.16
3	Master Tec Group Berhad	1,000,000	629,400	1,360,000	3.18
4	NationGate Holdings Berhad	1,000,000	380,000	1,850,000	4.33
5	SFP Tech Holdings Berhad	1,200,000	1,190,560	996,000	2.33
6	Smart Asia Chemical Berhad	2,000,000	945,950	900,000	2.11
7	Sunview Group Berhad	800,000	391,000	520,000	1.22
8	Zantat Holdings Berhad	1,250,000	469,100	656,250	1.54
<b>Total</b>			<b>5,537,510</b>	<b>8,019,750</b>	<b>18.78</b>
<b>TECHNOLOGY</b>					
1	Infomina Berhad	1,100,000	440,000	1,562,000	3.66
2	LGMS Berhad	800,000	923,600	1,128,000	2.64
3	SNS Network Technology Berhad	1,400,000	549,500	847,000	1.98
<b>Total</b>			<b>1,913,100</b>	<b>3,537,000</b>	<b>8.28</b>
<b>TRANSPORTATION &amp; LOGISTICS</b>					
1	KGW Group Berhad	5,100,000	1,019,320	1,071,000	2.51
<b>Total Quoted Shariah-Compliant Shares</b>			<b>27,340,396</b>	<b>37,343,552</b>	<b>87.46</b>
<b>Unrealised Profit</b>			<b>10,003,156</b>		
			<b>37,343,552</b>		

**PMB DANA AL-AIMAN**  
**LIST OF INVESTMENTS AS AT 31 MAY 2024**

<u>No</u>	<u>FINANCIAL INSTITUTION</u>	<u>TYPE</u>	<u>PLACEMENT COST</u>	<u>PLACEMENT FUND VALUE</u>	<u>PERCENTAGE OF NET ASSET VALUE</u>
			RM	RM	%
<b>B ISLAMIC DEPOSITS</b>					
1	Kenanga Investment Bank Berhad	Commodity Murabahah	500,000	500,082	1.17
2	MIDF Amanah Investment Bank Berhad	Commodity Murabahah	2,638,854	2,639,075	6.18
<b>Total Islamic Deposits</b>			<b>3,138,854</b>	<b>3,139,157</b>	<b>7.35</b>
				<b>40,482,709</b>	<b>94.81</b>

## 10. BUSINESS INFORMATION NETWORK

### HEAD OFFICES

2nd Floor, Wisma PMB,  
No.1A, Jalan Lumut,  
50400, Kuala Lumpur.  
Tel: (03) 4145 3800 Fax: (03) 4145 3901  
E-mail: clients@pelaburanmara.com.my

### REGIONAL SALES OFFICES

#### **Central Region**

1st Floor, Wisma PMB,  
No. 1A, Jalan Lumut  
50400 Kuala Lumpur  
Tel: (03) 4145 3900 Fax: (03) 4145 3901  
E-mail: pmbi.central@pelaburanmara.com.my

#### **Northern Region**

No. 46 1/F Jalan Todak 2  
Pusat Bandar Seberang Jaya  
13700 Perai, Pulau Pinang  
Tel: (04) 3909036 Fax: (04) 3909041  
H/P: (013) 2710392 (Suhaila Malzuki)  
E-mail: pmbi.north@pelaburanmara.com.my  
suhaila@pelaburanmara.com.my

#### **Eastern Region**

Lot D103, Tingkat 1, Mahkota Square  
Jalan Mahkota, 25000 Kuantan, Pahang  
Tel: (09) 5158545 Fax: (09) 5134545  
H/P: (017) 7710117 (Ameer Khalifa Mohd Azman)  
E-mail: pmbi.east@pelaburanmara.com.my  
ameer.khalifa@pelaburanmara.com.my

#### **Southern Region**

No. 17-01, Jalan Molek 1/29  
Taman Molek, 81100 Johor Bahru  
Tel: (07) 3522120 Fax: (07) 3512120  
H/P: (016) 2232414 (Suraya Rosli)  
E-mail: pmbi.south@pelaburanmara.com.my  
suraya@pelaburanmara.com.my

#### **Sarawak**

No. 59, Tingkat 1, Jalan Tun Jugah  
93350 Kuching, Sarawak  
Tel: (082) 464402 Fax: (082) 464404  
H/P: (013) 8230645 (John Nyaliaw)  
E-mail: pmbi.sarawak@pelaburanmara.com.my  
john@pelaburanmara.com.my

**REGIONAL SALES OFFICES**

**Sabah**

Lot 16-4, Block C, Level 4 Harbour City, Sembulan  
88100 Kota Kinabalu, Sabah  
Tel: (088) 244129 Fax: (088) 244419  
E-mail: [pmbi.sabah@pelaburanmara.com.my](mailto:pmbi.sabah@pelaburanmara.com.my)

**STATE SALES OFFICE:**

**Kedah**

No. 65, 1st Floor, Kompleks Sultan Abdul Hamid,  
Persiaran SSAH 1A, 05050 Alor Setar, Kedah  
Tel: (04) 7724000  
E-mail: [pmbi.kedah@pelaburanmara.com.my](mailto:pmbi.kedah@pelaburanmara.com.my)

**Kelantan**

Tingkat 1, Lot 1156, Seksyen 11,  
15100 Kota Bharu, Kelantan  
Tel: (09) 7421791 Fax: (09) 7421790  
E-mail: [pmbi.kelantan@pelaburanmara.com.my](mailto:pmbi.kelantan@pelaburanmara.com.my)

**AGENCY OFFICES**

**Kuala Lumpur**

Abdul Samad Ashaari  
Suite 8-1 & 8-2, Level 8 Menara CIMB,  
No.1, Jalan Stesen Sentral 2,  
Kuala Lumpur Sentral,  
50470 Kuala Lumpur  
H/P: (019) 2206085  
E-mail: [samad.ashaari@gmail.com](mailto:samad.ashaari@gmail.com)

**Zakira Ramlee**

Tingkat 3A, 1st Floor, Sunway Visio Tower,  
Lingkar SV, Sunway Velocity,  
55100 Kuala Lumpur  
H/P: (012) 6083140  
E-mail: [zakira.pelaburanmara@gmail.com](mailto:zakira.pelaburanmara@gmail.com)

**Selangor**

Azrin Aliman  
No.2-19, Level 2, Jalan Prima SG1,  
Prima Sri Gombak,  
68100, Batu Caves, Selangor  
H/P: (012) 9239599  
E-mail: [azrinaliman@gmail.com](mailto:azrinaliman@gmail.com)

**AGENCY OFFICES**

**Terengganu**

Mohd Nazri Othman  
No. 472-C, Tingkat 1, Jalan Kamaruddin  
20400 Kuala Terengganu, Terengganu  
H/P: (019) 9847878  
E-mail: nazri.pmbi@gmail.com

Muhamad Zikri Shamsudin,  
K8813-C-2, Jalan Kemaman/Dungun,  
Bangunan MPK Kerteh,  
Bandar Seri Kerteh,  
24300 Kemaman, Terengganu  
H/P: (013) 5025050  
E-mail: muhamadzikrishamsudin@gmail.com

**Institutional Unit Trust Agents:**

Phillip Mutual Berhad  
TA Investment Management Berhad  
UOB Kay Hian Securities (M) Sdn Bhd  
iFast Capital Sdn. Bhd.  
KAF Investment Funds Berhad

**Financial Institutions For Autodebit Services:**

Bank Simpanan Nasional  
CIMB Bank Berhad  
Malayan Banking Berhad/Maybank Islamic Berhad  
RHB Bank Berhad/RHB Islamic Bank Berhad

**Corporate Unit Trust Advisor (CUTA):**

Genexus Advisory Sdn. Bhd.

## 11. INFORMATION OF CUSTOMER SERVICES

### CUSTOMER SERVICES

You may communicate with us via: -

- Customer Service Units : (03) 4145 3900
- E-mail : clients@pelaburanmara.com.my

Our Customer Service Personnel would assist your queries on our unit trust funds.

### NOTES TO PROSPECTIVE INVESTORS

*This report is not an offer to sell units.*

*Prospective investor should read and understand the contents of the Prospectus. If you are in doubt, please consult your investment adviser on this scheme.*

*Past performance of the Fund is not an indication of future performance and unit prices and investment returns may fluctuate.*



## 12. INVESTOR PROFILE UPDATE FORM



INVESTOR PROFILE UPDATE FORM  
BORANG KEMASKINI MAKLUMAT PELABUR

Full Name (as in NRIC / Passport) :

*Nama Penuh (seperti dalam K/P / Passport)*

\_\_\_\_\_

NRIC (Old) / Passport No. :

*No. K/P (Lama) / No. Passport*

\_\_\_\_\_

NRIC No. (New) :

*No. K/P (Baru)*

\_\_\_\_ - \_\_\_\_ - \_\_\_\_\_

Tel. No. :

*No. Tel.*

\_\_\_\_ - \_\_\_\_\_

(House)

*(Rumah)*

\_\_\_\_ - \_\_\_\_\_

(Mobile)

*(Telefon)*

\_\_\_\_ - \_\_\_\_\_

(Office)

*(Pegawai)*

Ext. \_\_\_\_\_

*Senarai*

Fax No : \_\_\_\_\_

*No Faks*

Email :

*E-mel*

\_\_\_\_\_

Address :

*Alamat*

\_\_\_\_\_

\_\_\_\_\_

Marital Status :

*Status Perkahwinan*

Single

Married

Others (please specify) \_\_\_\_\_

*Bujang*

*Berlainah*

*Lain-lain (sila nyatakan)*

Occupation :

*Pekerjaan*

\_\_\_\_\_

Educational Level :

*Taraf Pendidikan*

Primary

Secondary

STPM / Diploma / Pre-U

Degree

Master

PhD

*Asas*

*Menengah*

*STPM / Diploma / Pra-U*

*Sarjana Muda*

*Sarjana*

*PhD*

Annual Household Income :

*Pendapatan Tahunan Isi Rumah*

Below RM18,000

RM18,001 - RM36,000

RM36,001 - RM60,000

*RM0,001 ke bawah*

*RM18,001 - RM36,000*

*RM36,001 - RM60,000*

RM60,001 - RM120,000

RM120,001 and Above

*RM60,001 - RM120,000*

*RM120,001 dan ke atas*

No. of Dependents (please indicate) :

*Bil. Tanggapan (sila nyatakan)*

\_\_\_\_\_

Signature of Holder  
*Tandatangan Pemegang Unit*

Date  
*Tarikh*

- Please attached a copy of your new identity card for verification  
*Sila sertakan salinan kad pengenalan tuan/puan yang terkini untuk pengesahan*

**Disclaimer :** By submitting this form, I consent to the processing of my personal data by PMB Investment Berhad, in accordance to its privacy policy at [www.pmbinvestment.com.my](http://www.pmbinvestment.com.my).

**Pengisytiharan :** Dengan menyerahkan borang ini, saya memberi kebenaran kepada PMB Investment Berhad untuk memproses data peribadi saya, selaras dengan polisi privasi saya di [www.pmbinvestment.com.my](http://www.pmbinvestment.com.my).



PMB Investment Berhad (256439-D)  
Tingkat 2, Wisma PMB, No. 1A, Jalan Lumut, 50400 Kuala Lumpur  
T : +603 – 4145 3900 F : +603 – 4145 3901  
E : [investorrelation@nelaburanmara.com.my](mailto:investorrelation@nelaburanmara.com.my) W : [www.pmbinvestment.com.my](http://www.pmbinvestment.com.my)



Know How. No Doubt.

PMB INVESTMENT BERHAD  
199301001702 (256439-D)

An Islamic Fund Management Company (IFMC)

**Customer Services Unit: +603 4145 3900**



A member of  PELABURANMARA