

INTRODUCTION

INITIATION DATE: 01-Jul-2014

OBJECTIVE: A high risk portfolio aiming to achieve long-term capital appreciation by investing 30% in bond funds and 70% in equity funds

SUITABLE FOR: Investors seeking to accumulate and grow their wealth over the long term with a more aggressive investment positioning

MARKET COMMENTARY

UPDATE

- Global equity markets gained across the board in November. Developed Market equities represented by MSCI AC World Index gained by 4.21%
- Asian equities represented by MSCI AC Asia ex Japan Index gained 2.91% while Emerging Market equities represented by MSCI Emerging Markets Index gained 1.50%
- Malaysia's benchmark, represented by FBM KLCI Index, declined by -1.85%.
- Overall, bond markets posted positive returns in November. Global bonds gained by 2.49% while Malaysia bonds gained 0.32%.

[All returns are in MYR term]

HOLDINGS

Fund Name	Weighting	Amount(RM)	NAV at 31 Oct	NAV at 30 Nov
Eastspring Investments Bond Fund	20%	2,000	0.6343	0.6362
Aberdeen Islamic World Equity Fund-Class A	25%	2,500	1.0770	1.0408
AmAsia Pacific Equity Income	20%	2,000	0.2561	0.2634
Kenanga Growth Fund	15%	1,500	1.3293	1.3369
Eastspring Investments Global Emerging Markets Fund	10%	1,000	0.0000	0.0000
Hwang Select Asia (Ex Japan) Quantum Fund	10%	1,000	0.0000	0.0000

Source: Bloomberg, iFAST Compilations as of 30 November 2014, returns are in MYR term with dividend reinvested

PERFORMANCE TABLE

	YTD	1M	3M	6M	1Y	3Y*
Portfolio	-	0.6%	-0.3%	-	-	-

Source: Bloomberg, iFAST Compilations as of 30 November 2014, returns are in MYR term with dividend reinvested

COMMENTARY

PORTFOLIO

- Equities remain attractive relative to bonds, maintain "overweight" position in equities
- RHB-OSK Asian Total Return Fund was the best performing fund in the portfolio, surging 3.6%
- Kenanga Growth Fund was the worst performing fund in the portfolio, with a return of -3.4%

PORTFOLIO ADJUSTMENTS

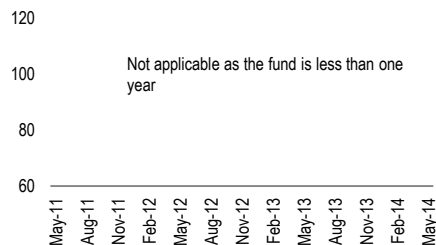
ACTION TAKEN:

INFORMATION

Initial Investment(RM)	10,000.00
Value as of 30 November 2014 (RM)	10,000.00
Total Profit/Loss (RM)	10,068.23
Total return	0.7%
Annualised return	-
Portfolio Volatility	-

Source: iFAST Compilations as of 30 November 2014

INDEXED PERFORMANCE



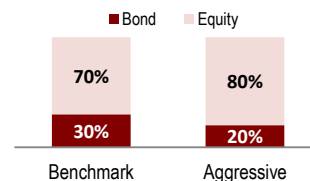
Source: iFAST Compilations as of 30 November 2014

INDIVIDUAL PERFORMANCE (%)

	1M	3M	6M	YTD	1YR	3Y *	STDEV
Eastspring Investments Bond Fund	0.3	1.1	2.6	3.5	3.8	4.0	0.9
Aberdeen Islamic World Equity Fund-Class A	-3.4	-3.2	4.8	14.6	19.2	19.8	9.1
AmAsia Pacific Equity Income	2.9	-0.1	3.5	2.7	2.9	7.1	10.6
Kenanga Growth Fund	0.6	-1.7	3.2	10.5	10.6	20.2	9.5
Eastspring Investments Global Emerging Markets Fund	0.0	0.0	0.0	0.0	0.0	0.0	0.0
Hwang Select Asia (Ex Japan) Quantum Fund	0.0	0.0	0.0	0.0	0.0	0.0	0.0

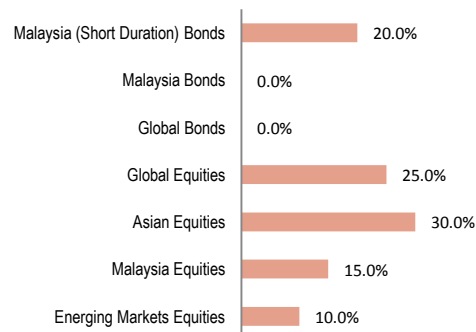
* annualised returns

INTER ASSET ALLOCATION



Source: iFAST Compilations as of 30 November 2014

INTRA ASSET ALLOCATION



**0.0% Asian Bonds and 0.0% Emerging Markets Bonds

Source: iFAST Compilations as of 30 November 2014