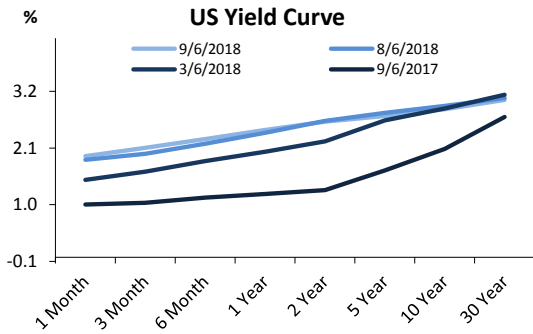


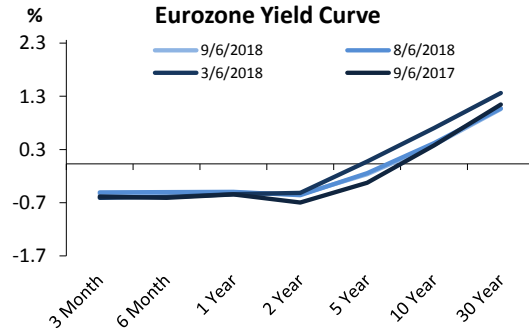
	1 WK	1 M	3 M	6 M	YTD	1 Y
DXY	-0.2%	-0.3%	1.6%	5.4%	3.0%	3.6%
USDMYR	0.8%	1.8%	4.3%	6.0%	2.3%	-1.5%
EURMYR	0.4%	2.1%	2.6%	0.3%	-0.7%	-4.5%
GBPMYR	1.0%	2.1%	0.9%	-0.1%	-1.2%	-2.1%
MYRJPY	-0.7%	-2.1%	-3.4%	-2.1%	-3.7%	3.3%
AUDMYR	0.0%	-2.0%	-2.4%	-2.6%	-6.1%	-12.0%
MYRCNY	-0.7%	-1.6%	2.6%	1.9%	2.8%	7.0%
SGDMYR	0.5%	0.9%	1.0%	1.5%	-0.5%	-3.8%

Data as of 6 Sep 2018 Source: Bloomberg & iFAST Compilations.

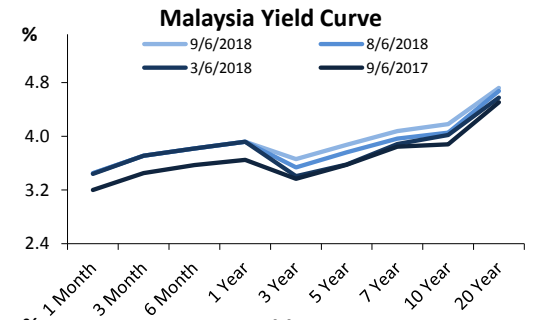
Legend:	1-Year High	1-Year Low	Close
----------------	-------------	------------	-------



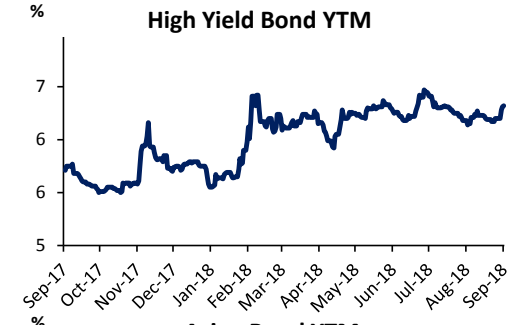
1 Month: 1.96
3 Month: 2.13
6 Month: 2.29
1 Year: 2.47
2 Year: 2.63
5 Year: 2.74
10 Year: 2.87
30 Year: 3.05



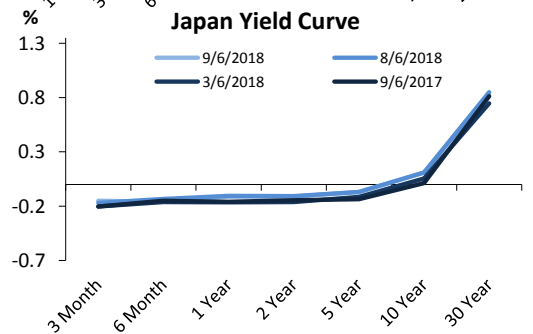
3 Month: -0.56
6 Month: -0.59
1 Year: -0.54
2 Year: -0.57
5 Year: -0.20
10 Year: 0.36
30 Year: 1.03



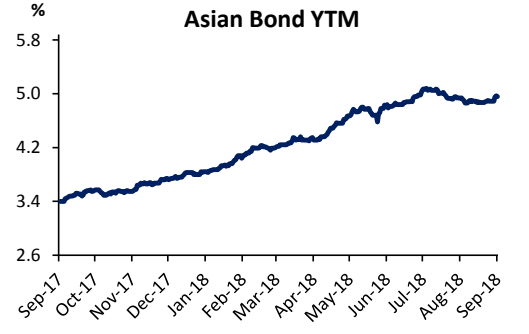
3 Month: 3.69
6 Month: 3.80
1 Year: 3.90
3 Year: 3.64
5 Year: 3.85
7 Year: 4.06
10 Year: 4.16
20 Year: 4.70



6.71
5.74
6.56



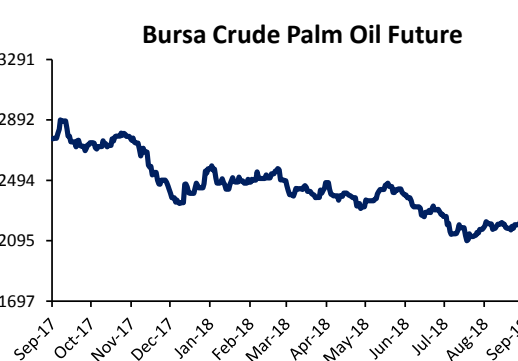
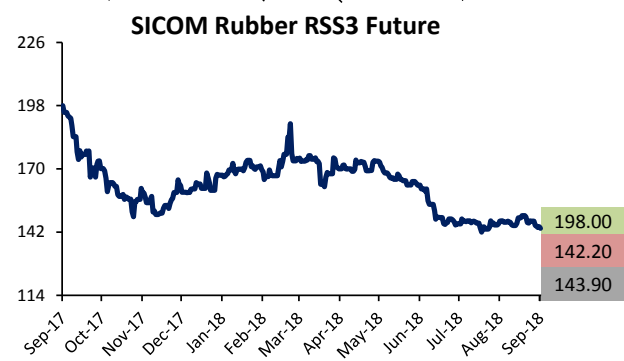
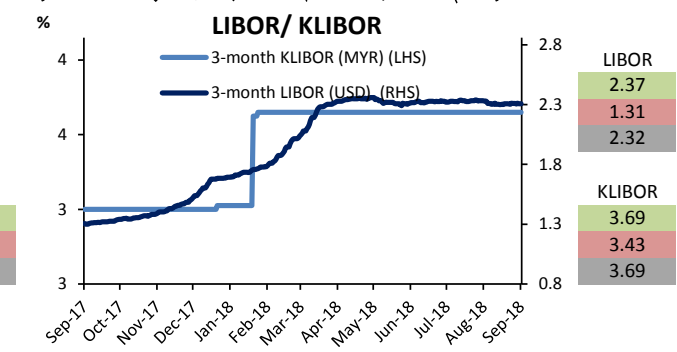
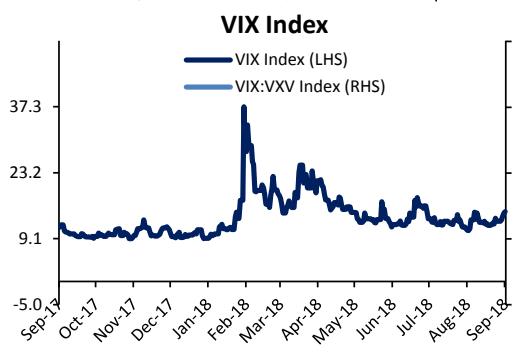
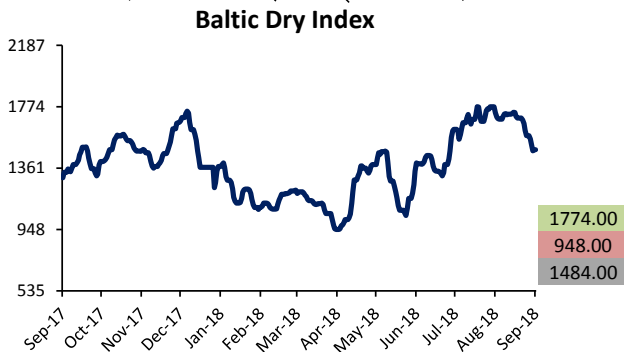
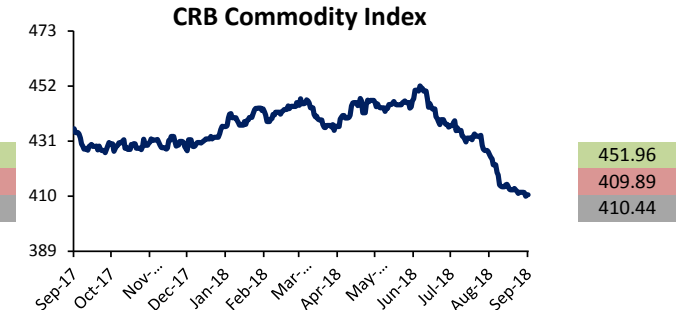
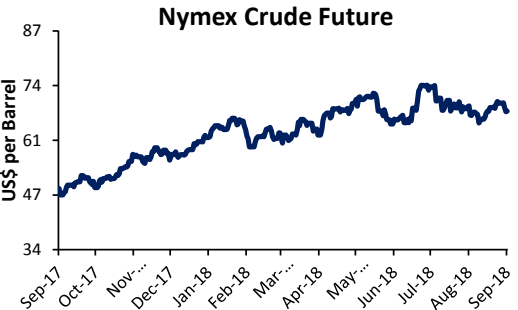
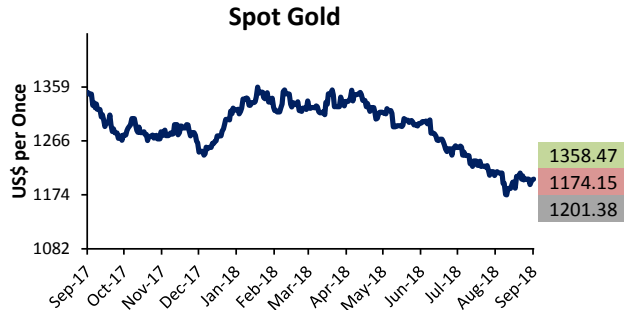
3 Month: -0.15
6 Month: -0.16
1 Year: -0.11
2 Year: -0.11
5 Year: -0.07
10 Year: 0.11
30 Year: 0.85



5.09
3.41
4.97

% Point (PP)	US		Eurozone		Japan		Malaysia	
	1W	1M	1W	1M	1W	1M	1W	1M
Change	0.01	0.07	NA	NA	NA	NA	0.00	0.00
1 Month	0.03	0.12	-0.01	-0.02	0.02	0.02	0.00	0.00
3 Month	0.03	0.09	0.02	-0.05	0.01	-0.03	0.00	0.00
6 Month	0.03	0.05	-0.01	-0.02	0.00	-0.01	0.00	0.00
1 Year	-0.02	-0.01	0.03	0.02	0.00	-0.01	NA	NA
2 Year	NA	NA	NA	NA	NA	NA	0.16	-0.12
3 Year	NA	NA	NA	NA	NA	NA	0.16	-0.12
5 Year	-0.01	-0.06	0.02	-0.02	0.00	0.00	0.16	-0.11
7 Year	NA	NA	NA	NA	NA	NA	0.12	-0.11
10 Year	0.02	-0.07	0.01	-0.03	0.00	0.00	0.12	-0.12
20 Year	NA	NA	NA	NA	NA	NA	0.03	-0.05
30 Year	0.05	-0.04	0.01	-0.01	-0.01	0.00	NA	NA

Data as of 6 Sep 2018 Source: Bloomberg & iFAST Compilation
Legend: 1-Year High 1-Year Low Close



Index Change (%)	1 W	1 M	3 M	6 M	YTD	1 Y
GOLDS	0.0	-0.8	-7.4	-9.2	-7.8	-11.0
OILS	-2.8	-1.9	2.9	9.4	12.3	38.3
CRB CMDY	-0.2	-3.6	-8.2	-7.8	-5.1	-5.8
BDIY	-6.0	-14.3	6.4	23.6	8.6	14.5
VIX	16.1	36.6	23.1	2.0	35.2	29.3
RSS3 Future	-2.1	-2.1	-11.7	-17.1	-10.4	-27.3
Bursa Crude Future	0.6	0.8	-7.6	-7.7	-9.5	-20.1
3M LIBOR (PP Chg)	-0.2	-1.1	-0.4	10.9	36.7	75.9
3M KLIBOR (PP Chg)	0.0	0.0	0.0	0.0	7.3	7.6

Data as of 6 Sep 2018 Source: Bloomberg & iFAST Compilations
Legend: 1-Year High 1-Year Low Close

*VIX and VXV are the implied volatility of S&P 500 option with 30 and 90 days separately