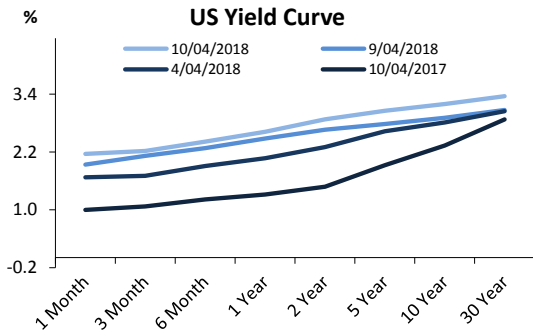


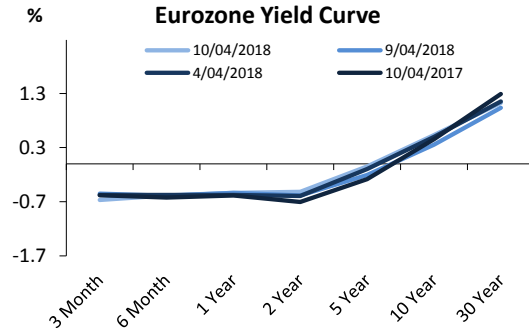
	1 WK	1 M	3 M	6 M	YTD	1 Y
DXY	0.7%	0.4%	1.5%	6.4%	4.0%	2.0%
USDMYR	0.3%	0.2%	2.7%	7.2%	2.4%	-1.8%
EURMYR	-0.5%	-0.4%	1.0%	0.7%	-1.8%	-4.0%
GBPMYR	0.2%	1.9%	1.0%	-0.3%	-0.9%	-2.9%
MYRJPY	0.1%	2.0%	0.2%	-1.1%	-1.2%	3.0%
AUDMYR	-1.7%	-1.3%	-1.8%	-1.3%	-7.2%	-11.3%
MYRCNY	-0.5%	0.2%	0.8%	1.5%	3.1%	5.6%
SGDMYR	-0.7%	-0.1%	1.4%	2.3%	-0.9%	-3.2%

Data as of 4 Oct 2018 Source: Bloomberg & iFAST Compilations.

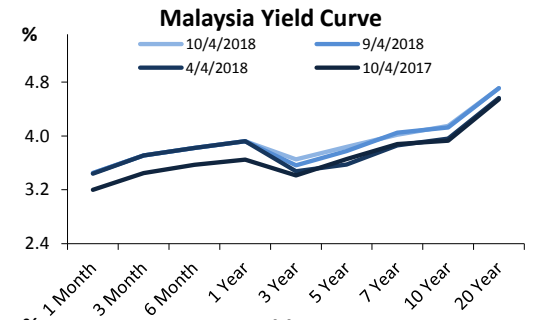
Legend:	1-Year High	1-Year Low	Close
----------------	-------------	------------	-------



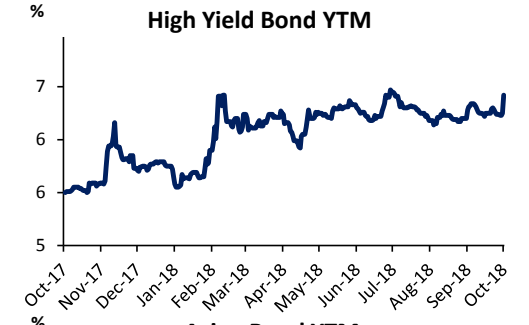
1 Month: 2.15
3 Month: 2.21
6 Month: 2.41
1 Year: 2.61
2 Year: 2.87
5 Year: 3.05
10 Year: 3.19
30 Year: 3.35



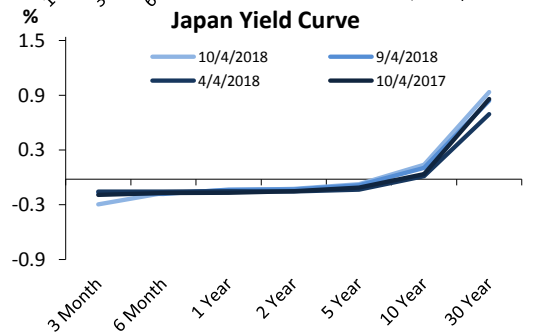
3 Month: -0.67
6 Month: -0.58
1 Year: -0.54
2 Year: -0.52
5 Year: -0.05
10 Year: 0.53
30 Year: 1.13



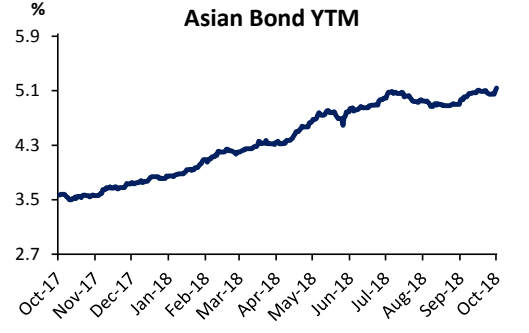
3 Month: 3.69
6 Month: 3.80
1 Year: 3.90
3 Year: 3.63
5 Year: 3.82
7 Year: 4.00
10 Year: 4.13
20 Year: 4.69



6.71
5.74
6.66



3 Month: -0.28
6 Month: -0.15
1 Year: -0.12
2 Year: -0.11
5 Year: -0.06
10 Year: 0.16
30 Year: 0.96



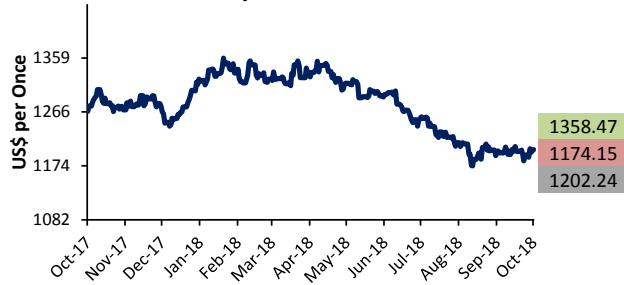
5.14
3.50
5.14

% Point (PP)	US		Eurozone		Japan		Malaysia	
	1W	1M	1W	1M	1W	1M	1W	1M
Change	0.06	0.22	NA	NA	NA	NA	0.00	0.00
1 Month	0.03	0.10	-0.11	-0.12	-0.14	-0.13	0.00	0.00
3 Month	0.04	0.13	0.00	0.01	0.00	0.01	0.00	0.00
6 Month	0.04	0.14	-0.01	0.00	0.00	-0.01	0.00	0.00
1 Year	0.04	0.21	-0.02	0.07	0.01	0.01	NA	NA
2 Year	NA	NA	NA	NA	NA	NA	0.02	-0.09
3 Year	0.09	0.27	-0.02	0.16	0.01	0.01	0.08	-0.06
5 Year	NA	NA	NA	NA	NA	NA	0.04	0.03
7 Year	0.14	0.29	0.00	0.17	0.04	0.04	0.04	-0.02
10 Year	NA	NA	NA	NA	NA	NA	0.00	0.00
20 Year	0.16	0.29	0.01	0.09	0.06	0.09	NA	NA
30 Year								

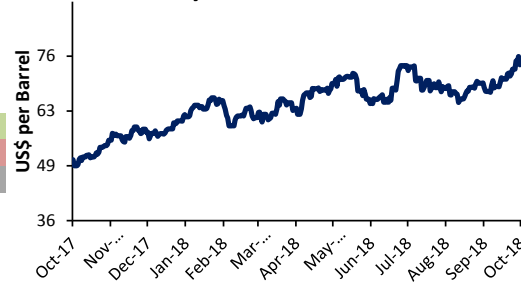
Data as of 4 Oct 2018 Source: Bloomberg & iFAST Compilation

Legend: 1-Year High 1-Year Low Close

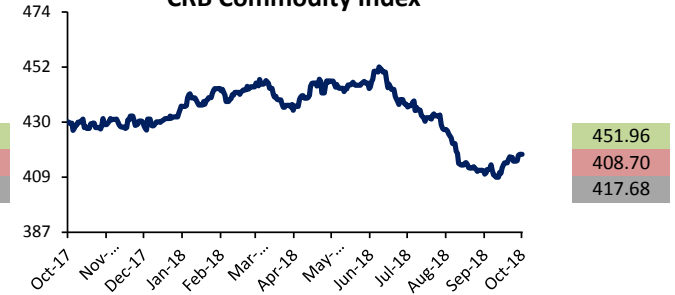
Spot Gold



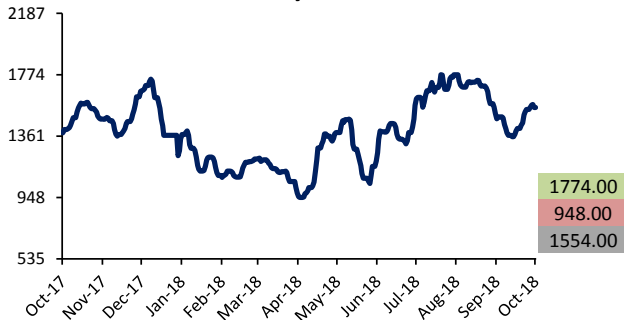
Nymex Crude Future



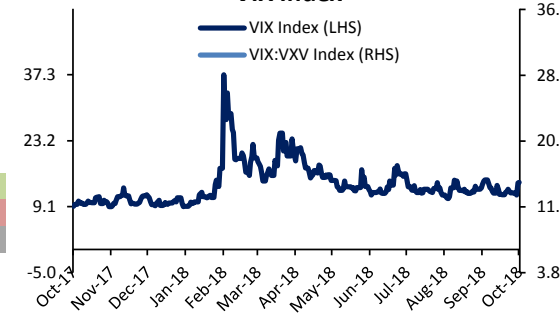
CRB Commodity Index



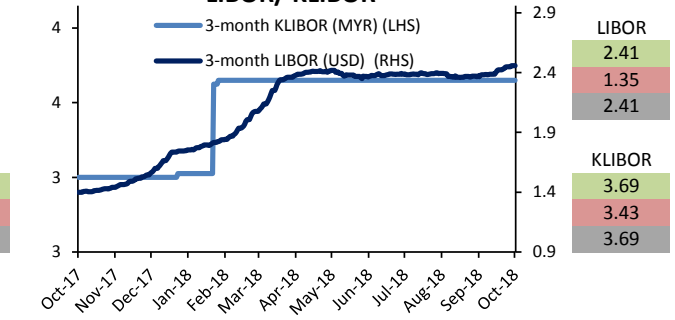
Baltic Dry Index



VIX Index



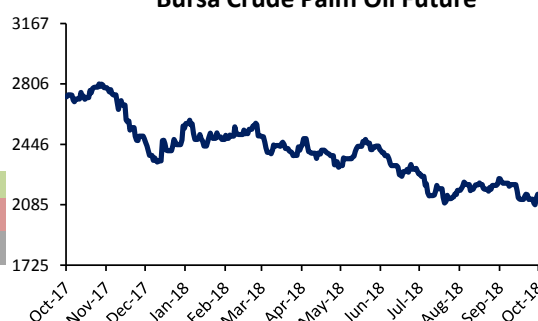
LIBOR/ KLIBOR



SICOM Rubber RSS3 Future



Bursa Crude Palm Oil Future



Index Change (%)	1 W	1 M	3 M	6 M	YTD	1 Y
GOLDS	0.8	0.9	-4.4	-9.9	-7.7	-5.1
OILS	1.7	6.7	2.2	20.1	23.3	46.7
CRB CMDY	0.7	1.6	-4.3	-4.3	-3.4	-3.0
BDIY	0.9	2.7	-3.6	63.9	13.8	12.4
VIX	18.3	9.0	-4.2	-33.3	29.9	56.0
RSS3 Future	-0.4	-2.9	-3.8	-17.4	-12.5	-19.1
Bursa Crude Future	1.0	-4.6	-5.8	-13.7	-12.5	-21.6
3M LIBOR (PP Chg)	0.4	3.7	3.0	3.0	42.1	78.6
3M KLIBOR (PP Chg)	0.0	0.0	0.0	0.0	7.3	7.6

Data as of 4 Oct 2018 Source: Bloomberg & iFAST Compilations.

Legend: 1-Year High 1-Year Low Close

*VIX and VXV are the implied volatility of S&P 500 option with 30 and 90 days separately