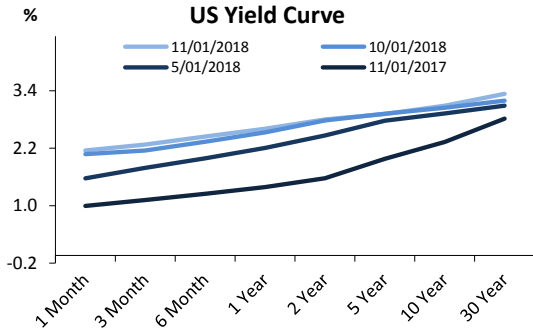


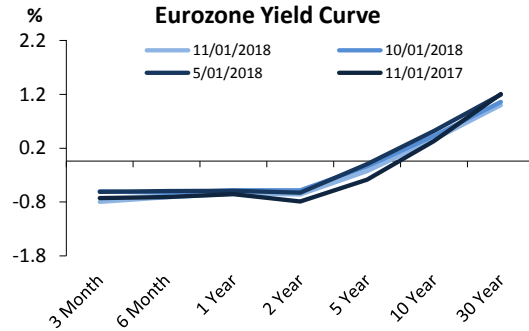
	1 WK	1 M	3 M	6 M	YTD	1 Y
DXY	-0.3%	0.5%	0.9%	3.7%	4.2%	1.4%
USDMYR	-0.4%	0.4%	2.1%	5.6%	2.6%	-1.7%
EURMYR	0.5%	-0.1%	0.5%	1.0%	-1.9%	-3.4%
GBPMYR	1.4%	1.1%	1.6%	1.4%	-0.8%	-3.1%
MYRJPY	1.2%	-1.2%	-0.8%	-2.0%	-2.3%	0.6%
AUDMYR	2.7%	1.6%	0.5%	1.8%	-4.6%	-7.4%
MYRCNY	-0.7%	-0.3%	-1.5%	2.3%	2.9%	5.7%
SGDMYR	0.5%	0.8%	1.7%	2.7%	0.1%	-2.5%

Data as of 1 Nov 2018 Source: Bloomberg & iFAST Compilations.

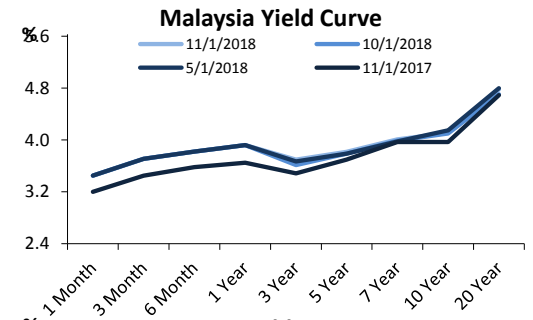
Legend:	1-Year High	1-Year Low	Close
----------------	-------------	------------	-------



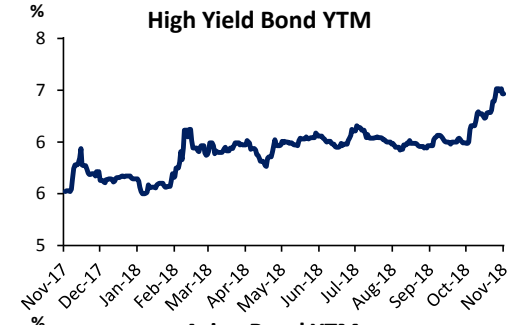
1 Month: 2.19
3 Month: 2.31
6 Month: 2.48
1 Year: 2.65
2 Year: 2.84
5 Year: 2.96
10 Year: 3.13
30 Year: 3.38



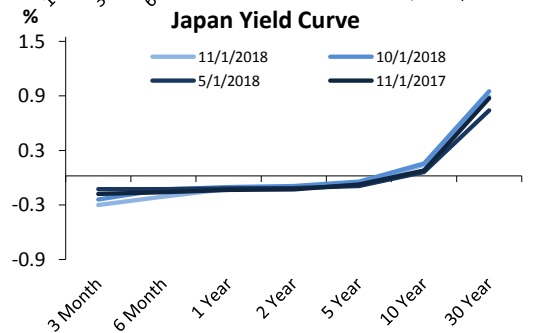
3 Month: -0.76
6 Month: -0.67
1 Year: -0.60
2 Year: -0.62
5 Year: -0.19
10 Year: 0.40
30 Year: 1.04



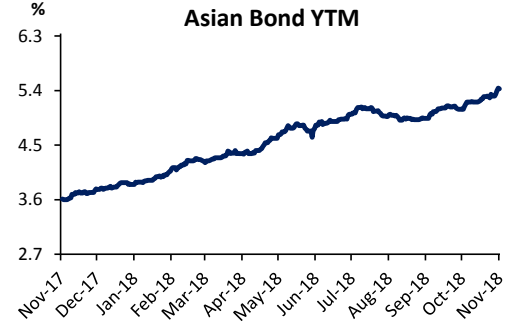
3 Month: 3.69
6 Month: 3.80
1 Year: 3.90
3 Year: 3.68
5 Year: 3.80
7 Year: 3.99
10 Year: 4.09
20 Year: 4.76



7.21
5.79
7.14



3 Month: -0.32
6 Month: -0.23
1 Year: -0.14
2 Year: -0.12
5 Year: -0.08
10 Year: 0.12
30 Year: 0.87

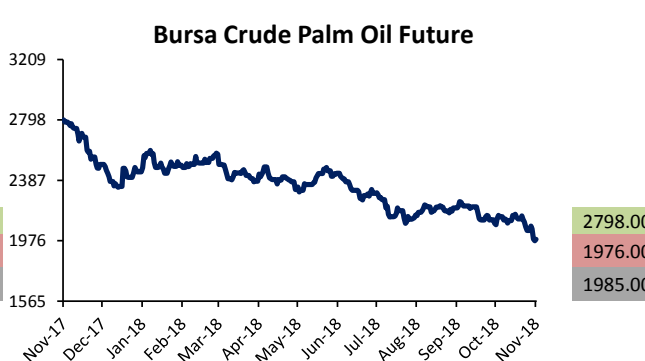
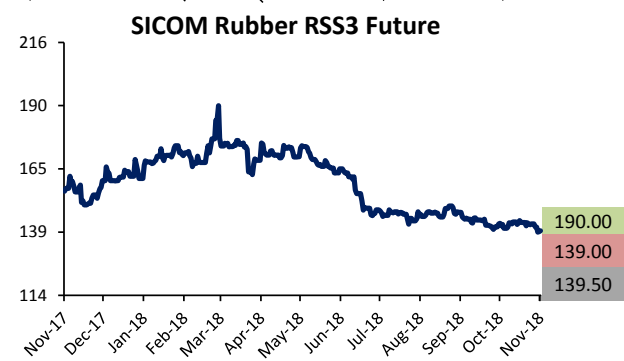
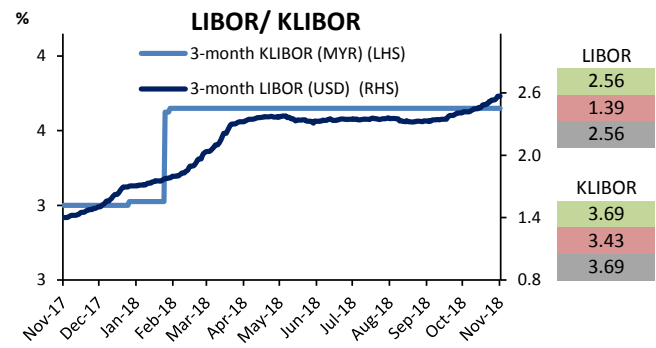
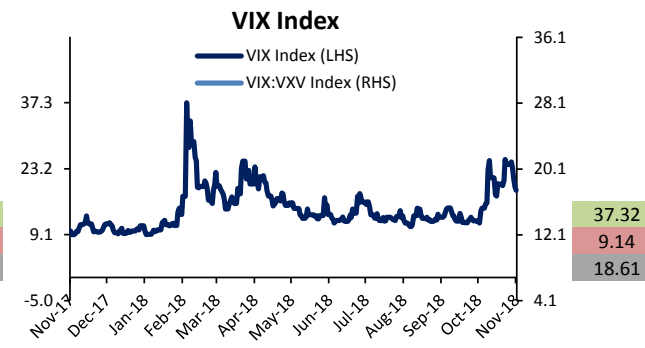
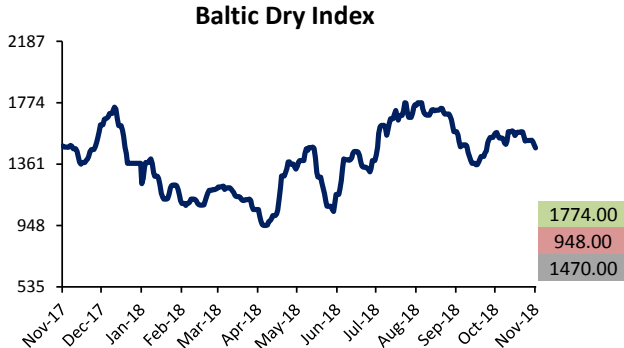
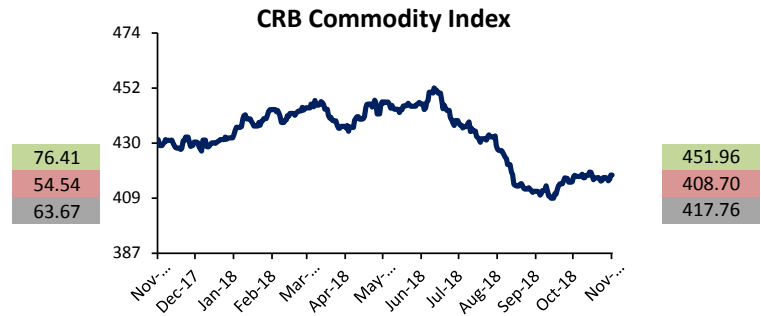
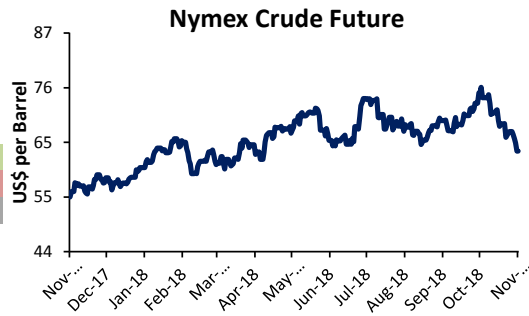
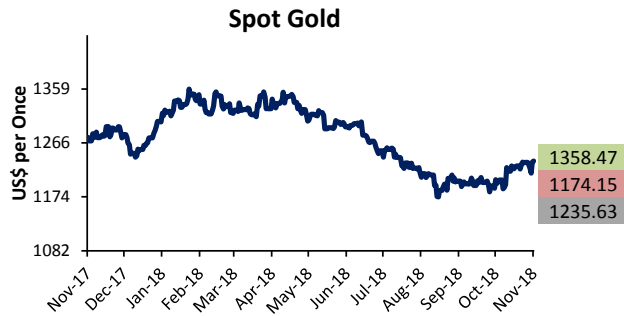


5.40
3.56
5.39

% Point (PP)	US		Eurozone		Japan		Malaysia	
Change	1W	1M	1W	1M	1W	1M	1W	1M
1 Month	0.00	0.08	NA	NA	NA	NA	0.00	0.00
3 Month	-0.01	0.12	-0.01	-0.19	-0.02	-0.06	0.00	0.00
6 Month	0.02	0.11	0.00	-0.08	-0.03	-0.08	0.00	0.00
1 Year	0.01	0.08	0.00	-0.06	0.01	-0.02	0.00	0.00
2 Year	0.00	0.03	-0.01	-0.08	0.00	-0.01	NA	NA
3 Year	NA	NA	NA	NA	NA	NA	0.07	-0.09
5 Year	0.00	-0.01	-0.01	-0.09	-0.01	-0.02	-0.01	-0.03
7 Year	NA	NA	NA	NA	NA	NA	-0.06	-0.02
10 Year	0.01	0.05	0.00	-0.07	0.01	-0.01	-0.07	-0.01
20 Year	NA	NA	NA	NA	NA	NA	-0.05	-0.07
30 Year	0.03	0.14	0.01	-0.06	0.01	-0.06	NA	NA

Data as of 1 Nov 2018 Source: Bloomberg & iFAST Compilatio

Legend: 1-Year High 1-Year Low Close



Index Change (%)	1 W	1 M	3 M	6 M	YTD	1 Y
GOLDS	0.2	2.7	2.3	-6.1	-5.2	-3.2
OILS	-5.8	-15.4	-7.7	-8.7	5.4	16.7
CRB CMDY	0.2	0.1	-2.4	-6.4	-3.4	-3.2
BDIY	-3.2	-6.4	-16.3	6.2	7.6	-0.8
VIX	-23.0	54.4	52.7	26.0	68.6	87.4
RSS3 Future	-2.0	-2.1	-4.6	-19.6	-13.1	-10.3
Bursa Crude Future	-3.0	-4.8	-7.5	-14.4	-18.8	-29.1
3M LIBOR (PP Chg)	1.5	6.3	9.3	8.0	51.0	83.9
3M KLIBOR (PP Chg)	0.0	0.0	0.0	0.0	7.3	7.6

Data as of 1 Nov 2018 Source: Bloomberg & iFAST Compilations
Legend: 1-Year High 1-Year Low Close

*VIX and VXV are the implied volatility of S&P 500 option with 30 and 90 days separately