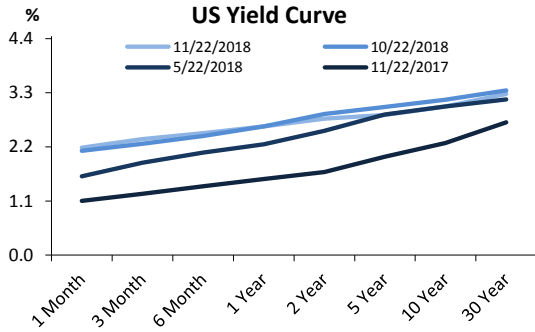


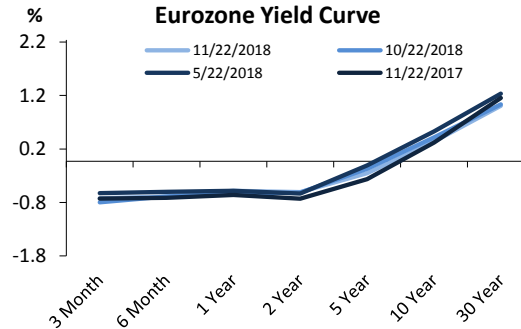
	1 WK	1 M	3 M	6 M	YTD	1 Y
DXY	0.1%	2.1%	0.4%	3.6%	5.3%	3.3%
USDMYR	0.3%	0.9%	2.2%	5.5%	3.4%	0.4%
EURMYR	0.1%	-1.2%	1.8%	1.5%	-2.2%	-3.4%
GBPMYR	-1.2%	-2.1%	3.0%	0.3%	-1.6%	-2.5%
MYRJYP	-0.3%	-0.3%	-0.1%	-2.1%	-3.0%	-0.5%
AUDMYR	0.5%	2.7%	1.9%	2.0%	-3.9%	-4.1%
MYRCNY	-0.2%	-0.5%	-1.4%	3.3%	3.3%	4.4%
SGDMYR	0.4%	0.9%	2.1%	3.1%	0.5%	-1.1%

Data as of 22 Nov 2018 Source: Bloomberg & iFAST Compilations.

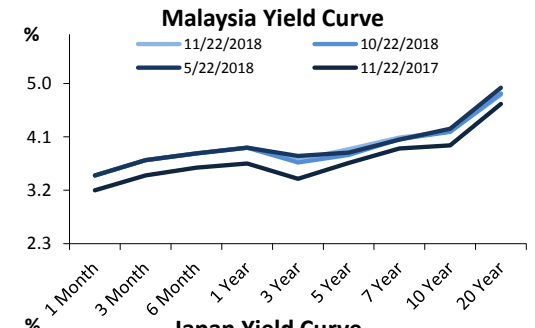
Legend: 1-Year High 1-Year Low Close



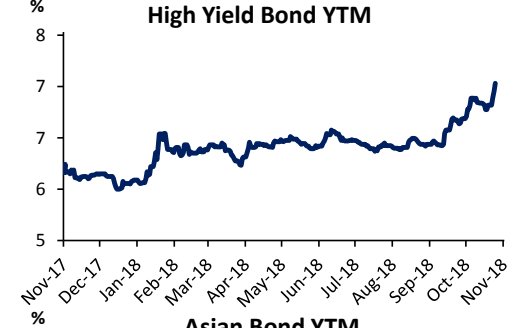
1 Month: 2.22
3 Month: 2.40
6 Month: 2.52
1 Year: 2.66
2 Year: 2.81
5 Year: 2.89
10 Year: 3.06
30 Year: 3.32



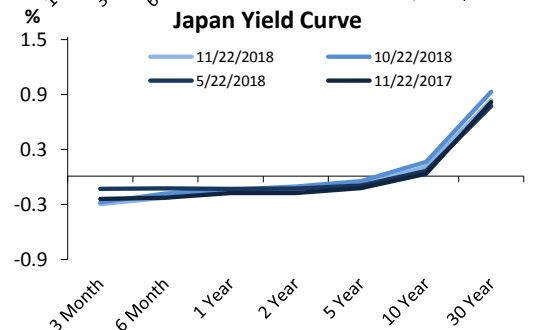
3 Month: -0.69
6 Month: -0.66
1 Year: -0.55
2 Year: -0.58
5 Year: -0.22
10 Year: 0.37
30 Year: 1.04



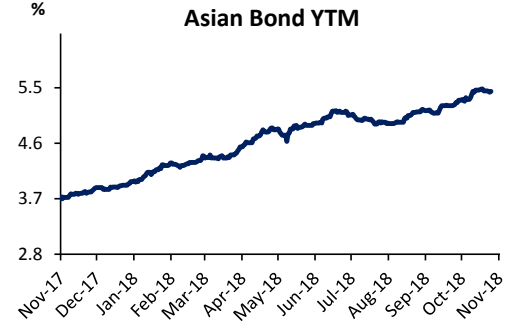
3 Month: 3.69
6 Month: 3.80
1 Year: 3.90
3 Year: 3.69
5 Year: 3.87
7 Year: 4.07
10 Year: 4.17
20 Year: 4.79



7.44
5.79
7.44



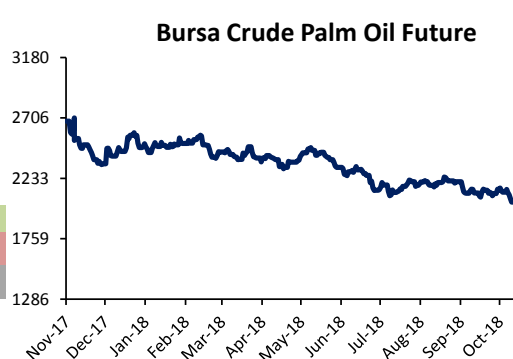
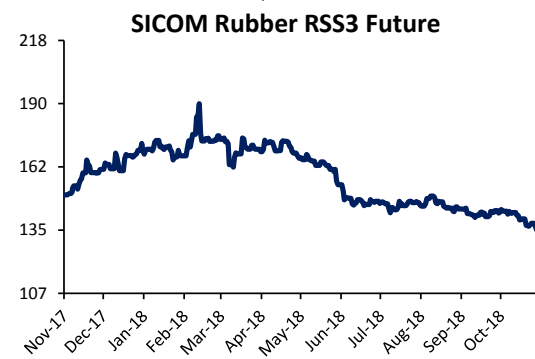
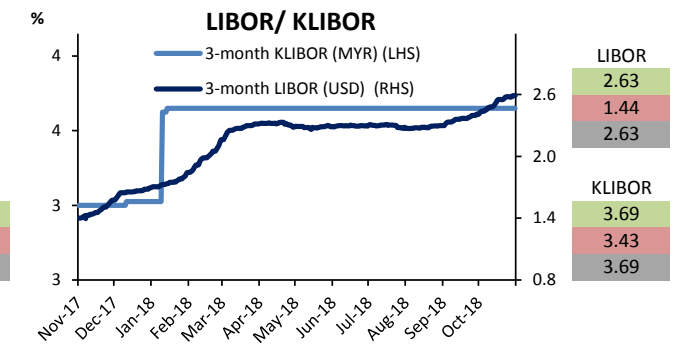
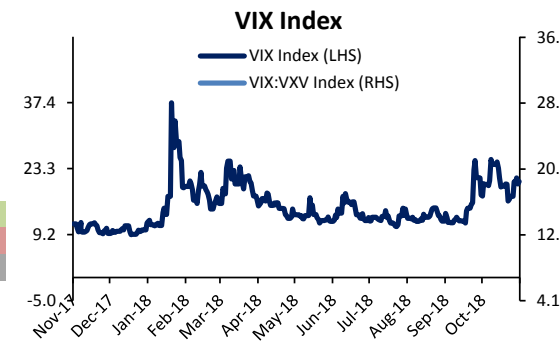
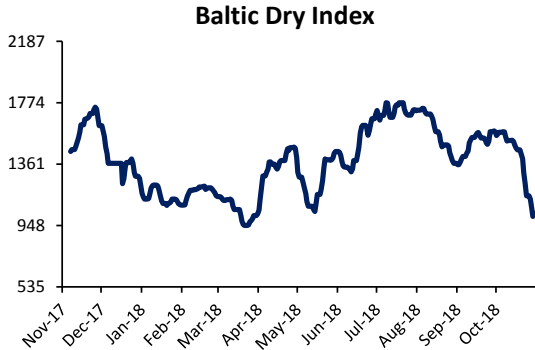
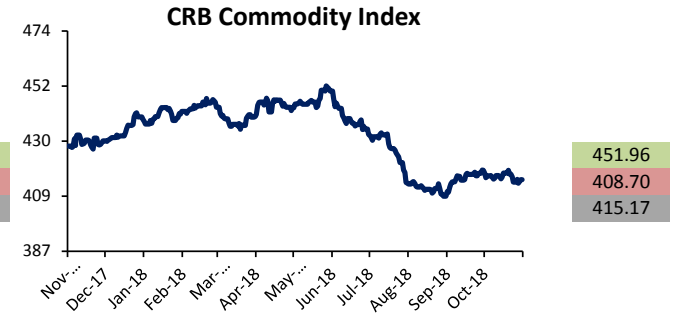
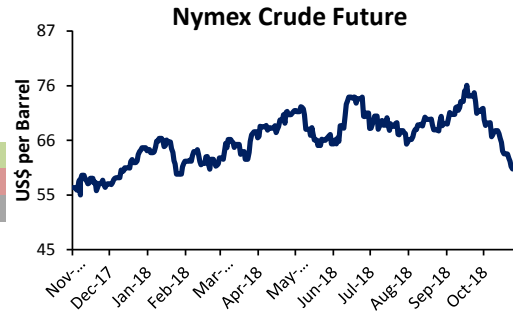
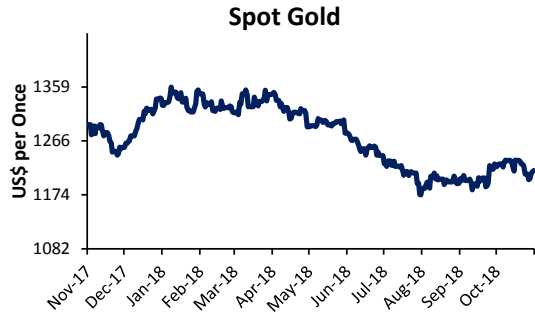
3 Month: -0.31
6 Month: -0.24
1 Year: -0.14
2 Year: -0.14
5 Year: -0.10
10 Year: 0.10
30 Year: 0.83



5.44
3.66
5.40

% Point (PP) Change	US		Eurozone		Japan		Malaysia	
	1W	1M	1W	1M	1W	1M	1W	1M
1 Month	0.05	0.06	NA	NA	NA	NA	0.00	0.00
3 Month	0.04	0.10	0.00	0.08	-0.06	-0.02	0.00	0.00
6 Month	0.01	0.06	0.00	0.00	0.00	-0.05	0.00	0.00
1 Year	-0.03	0.00	0.01	0.05	0.01	0.00	0.00	0.00
2 Year	-0.04	-0.09	0.01	0.01	-0.01	-0.03	NA	NA
3 Year	NA	NA	NA	NA	NA	NA	-0.02	-0.04
5 Year	-0.05	-0.16	0.01	-0.08	-0.01	-0.05	0.02	-0.10
7 Year	NA	NA	NA	NA	NA	NA	0.04	-0.03
10 Year	-0.05	-0.14	0.01	-0.08	-0.01	-0.05	0.02	0.00
20 Year	NA	NA	NA	NA	NA	NA	NA	0.02
30 Year	-0.04	-0.07	0.01	-0.03	-0.04	-0.09	NA	NA

Data as of 22 Nov 2018 Source: Bloomberg & iFAST Compilati
Legend: 1-Year High 1-Year Low Close



Index Change (%)	1 W	1 M	3 M	6 M	YTD	1 Y
GOLDS	0.5	-0.8	3.5	-6.0	-6.7	-4.9
OILS	-4.3	-19.9	-12.0	-19.2	-4.7	4.5
CRB CMDY	0.2	-0.9	0.3	-6.7	-4.0	-3.1
BDIY	-1.3	-35.4	-40.4	-5.5	-25.5	-29.6
VIX	18.1	16.4	52.5	52.8	85.8	74.4
RSS3 Future	-1.3	-4.8	-6.7	-17.9	-15.4	-10.4
Bursa Crude Future	-5.6	-17.1	-19.0	-27.0	-27.4	-34.4
3M LIBOR (PP Chg)	0.4	7.5	13.2	12.9	55.2	83.1
3M KLIBOR (PP Chg)	0.0	0.0	0.0	0.0	7.3	7.6

Data as of 22 Nov 2018 Source: Bloomberg & iFAST Compilation

Legend: 1-Year High 1-Year Low Close

*VIX and VXV are the implied volatility of S&P 500 option with 30 and 90 days separately