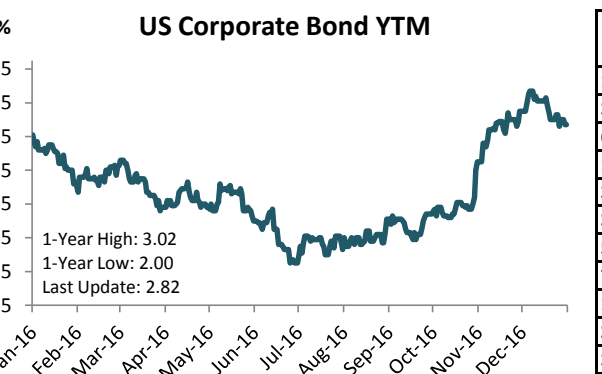
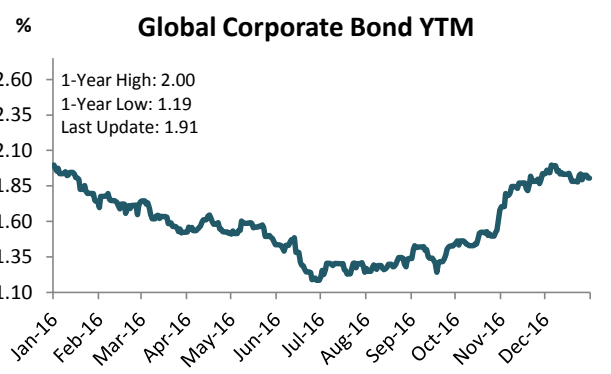
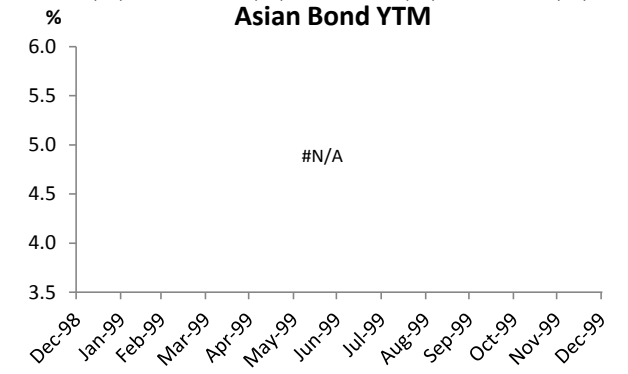
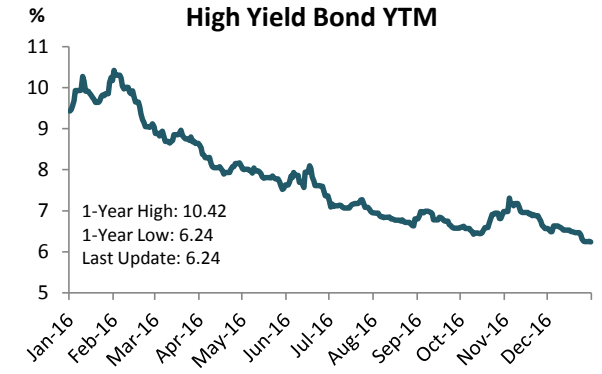
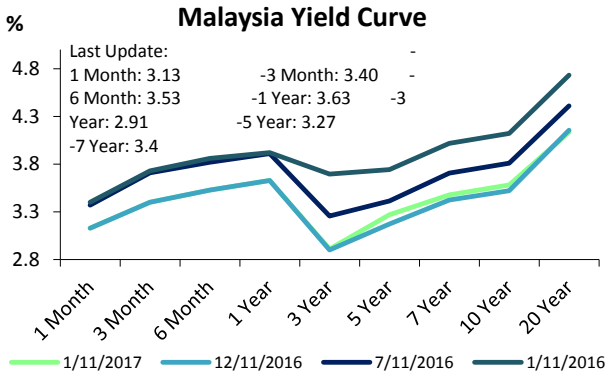
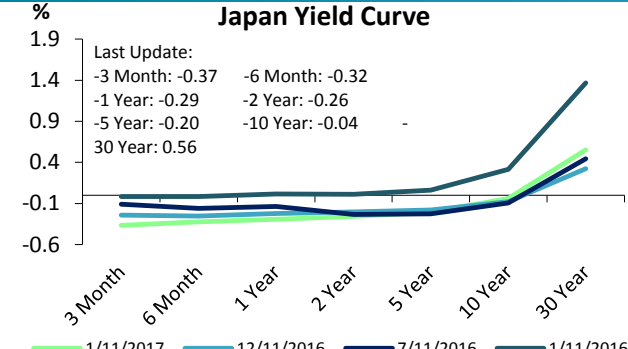
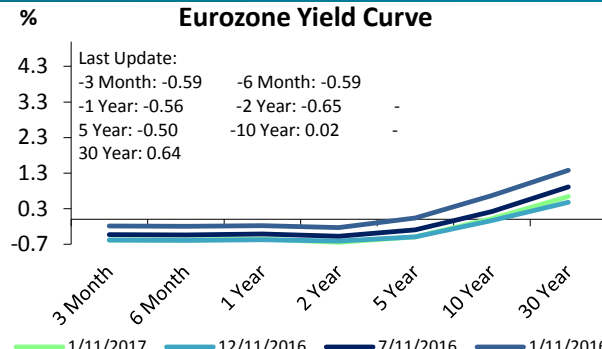
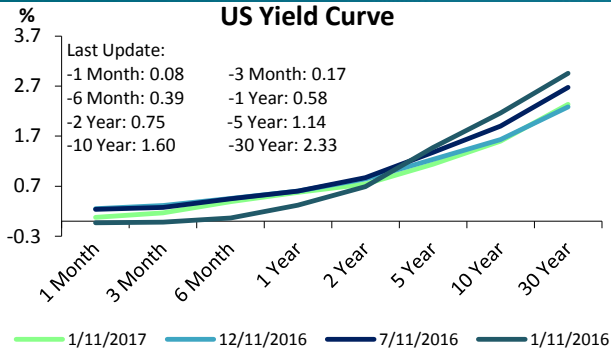


	1 W	1 M	3 M	6 M	YTD	1 Y
DXY	-0.6%	0.5%	4.5%	5.7%	-0.1%	3.4%
USDMYR	-0.5%	1.2%	6.8%	12.3%	-0.3%	2.0%
EURMYR	0.7%	0.5%	1.7%	7.2%	-0.2%	-1.2%
GBPMYR	-1.3%	-2.5%	6.3%	4.8%	-1.4%	-14.7%
MYRJYPY	-1.0%	-0.1%	4.6%	0.9%	-0.4%	-3.4%
AUDMYR	1.1%	-0.3%	4.9%	9.3%	1.9%	7.7%
MYRCNY	0.2%	-0.9%	-3.5%	-7.7%	0.1%	3.3%
SGDMYR	0.0%	0.2%	2.9%	5.1%	0.2%	2.0%

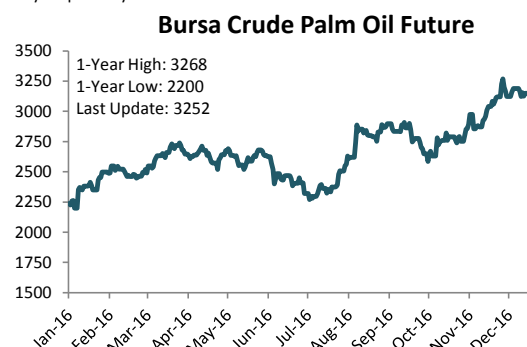
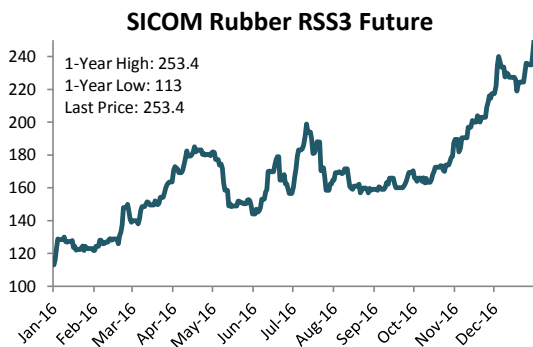
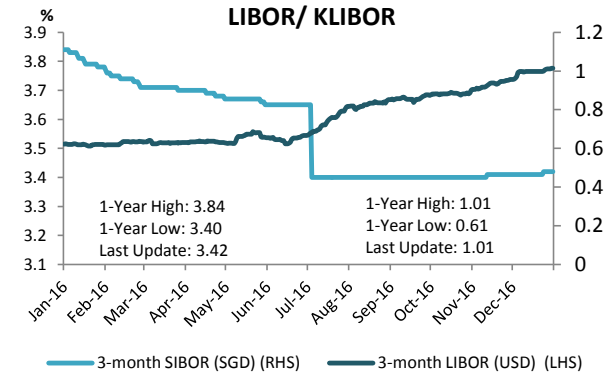
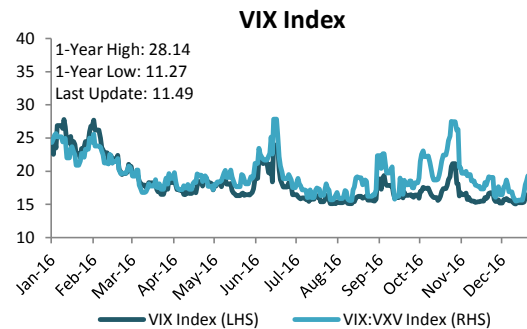
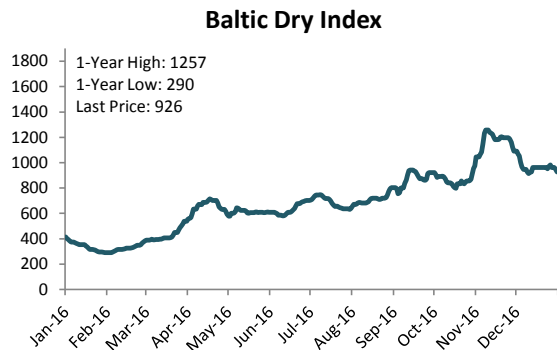
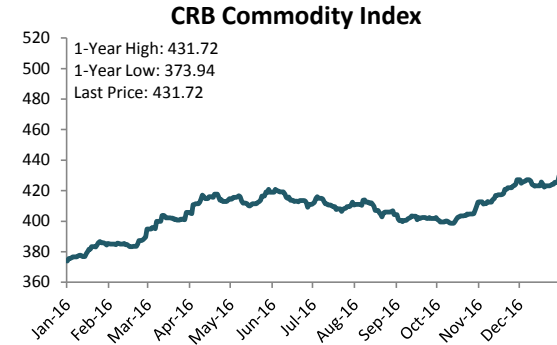
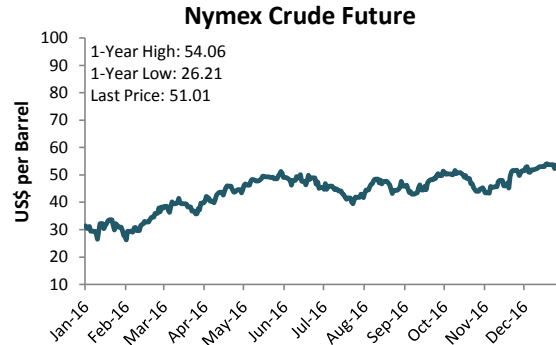
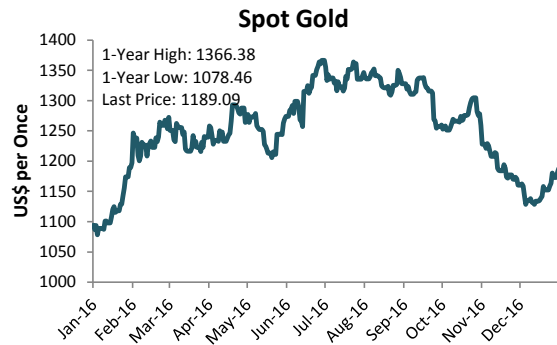
Data as of 11 Jan 2017 4:18 PM **Source:**
Bloomberg & iFAST Compilations



% Point (PP) Change	US		Eurozone		Japan		Malaysia	
	1W	1M	1W	1M	1W	1M	1W	1M
1 Month	-0.06	-0.18	NA	NA	NA	NA	0.00	0.00
3 Month	-0.08	-0.15	-0.02	0.00	-0.05	-0.13	0.00	0.00
6 Month	-0.08	-0.07	-0.02	0.01	-0.01	-0.07	0.00	0.00
1 Year	-0.03	-0.03	-0.01	0.02	-0.03	-0.07	0.00	0.00
2 Year	-0.03	-0.10	-0.02	-0.04	-0.02	-0.05	NA	NA
3 Year	NA	NA	NA	NA	NA	NA	0.07	0.01
5 Year	-0.08	-0.10	-0.02	0.00	-0.04	-0.03	0.10	0.10
7 Year	NA	NA	NA	NA	NA	NA	0.05	0.06
10 Year	-0.11	-0.03	-0.02	0.05	-0.04	0.04	0.05	0.06
20 Year	NA	NA	NA	NA	NA	NA	0.07	-0.02
30 Year	-0.12	0.05	0.01	0.16	0.00	0.23	NA	NA

Source: Bloomberg & iFAST Compilations

DISCLAIMER: THIS REPORT IS NOT TO BE CONSTRUED AS AN OFFER OR SOLICITATION FOR THE SUBSCRIPTION, PURCHASE OR SALE OF ANY FUND. NO INVESTMENT DECISION SHOULD BE TAKEN WITHOUT FIRST VIEWING A FUND'S PROSPECTUS. ANY ADVICE HEREIN IS MADE ON A GENERAL BASIS AND DOES NOT TAKE INTO ACCOUNT THE SPECIFIC INVESTMENT OBJECTIVES OF THE SPECIFIC PERSON OR GROUP OF PERSONS. PAST PERFORMANCE AND ANY FORECAST IS NOT NECESSARILY INDICATIVE OF THE FUTURE OR LIKELY PERFORMANCE OF THE FUND. THE VALUE OF UNITS AND THE INCOME FROM THEM MAY FALL AS WELL AS RISE. OPINIONS EXPRESSED HEREIN ARE SUBJECT TO CHANGE WITHOUT NOTICE.



Index Chan	1 W	1 M	3 M	6 M	YTD	1 Y
GOLDS	2.2	2.5	-0.1	-12.3	3.2	8.7
OILS	-4.2	-1.0	0.0	14.0	-5.0	62.4
CRB CMDY	1.8	1.1	0.1	4.9	2.0	15.5
BDIY	-4.4	-15.0	0.0	31.5	-3.6	123.1
VIX	-3.0	-2.2	-0.3	-15.1	-18.2	-52.7
RSS3 Futur	7.4	16.5	0.5	57.9	12.9	124.2
Bursa Crud	0.6	4.1	0.2	40.2	1.1	45.2
3M LIBOR	1.0	6.1	0.2	51.7	1.7	63.1
3M KLIBOR	0.0	0.3	0.0	-6.3	0.3	-10.9

Source: Bloomberg & iFAST Compilations

DISCLAIMER: THIS REPORT IS NOT TO BE CONSTRUED AS AN OFFER OR SOLICITATION FOR THE SUBSCRIPTION, PURCHASE OR SALE OF ANY FUND. NO INVESTMENT DECISION SHOULD BE TAKEN WITHOUT FIRST VIEWING A FUND'S PROSPECTUS. ANY ADVICE HEREIN IS MADE ON A GENERAL BASIS AND DOES NOT TAKE INTO ACCOUNT THE SPECIFIC INVESTMENT OBJECTIVES OF THE SPECIFIC PERSON OR GROUP OF PERSONS. PAST PERFORMANCE AND ANY FORECAST IS NOT NECESSARILY INDICATIVE OF THE FUTURE OR LIKELY PERFORMANCE OF THE FUND. THE VALUE OF UNITS AND THE INCOME FROM THEM MAY FALL AS WELL AS RISE. OPINIONS EXPRESSED HEREIN ARE SUBJECT TO CHANGE WITHOUT NOTICE.