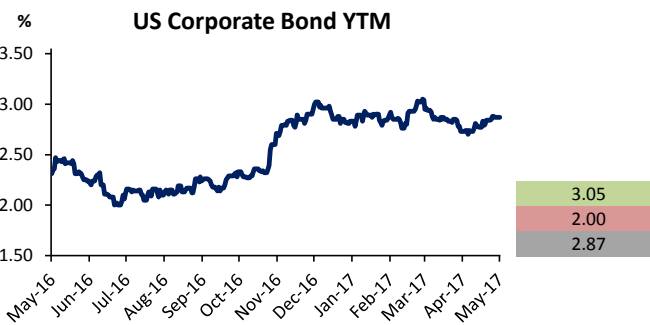
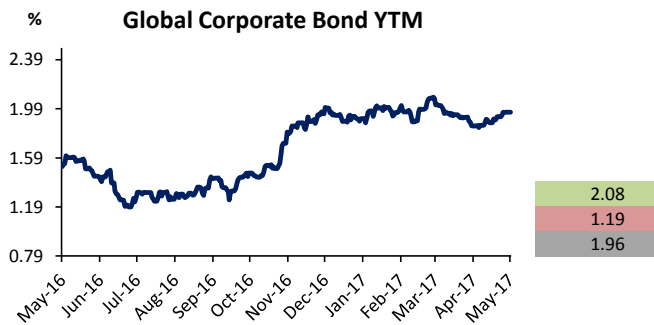
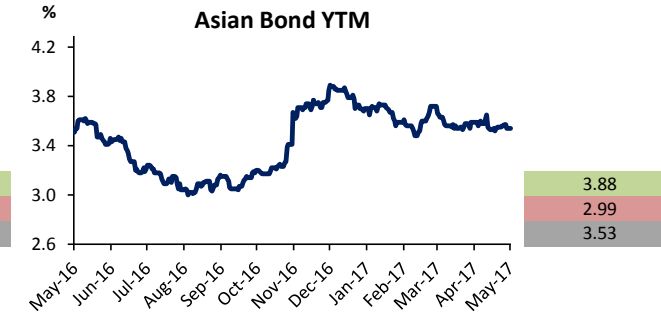
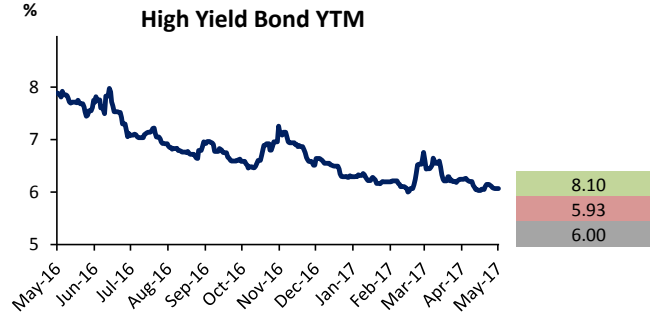
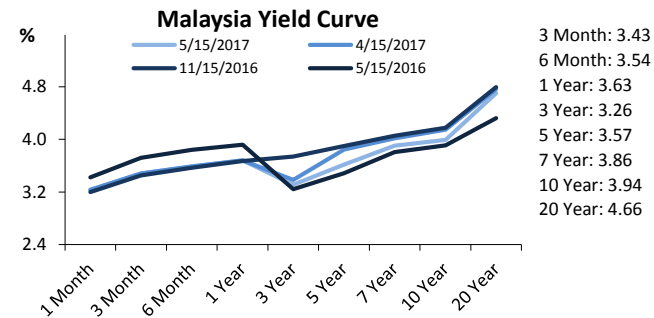
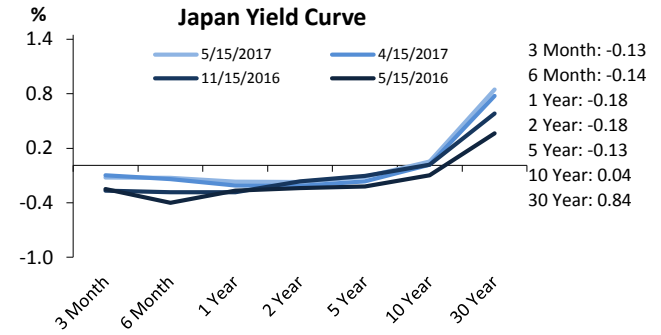
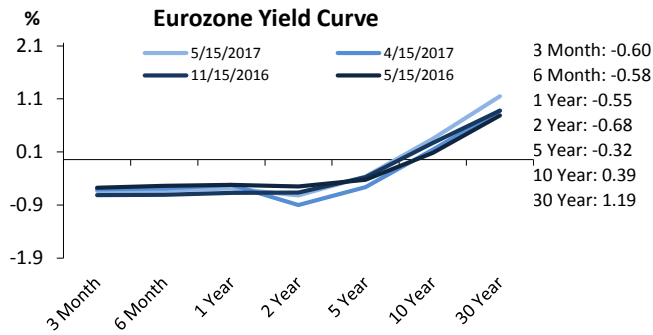
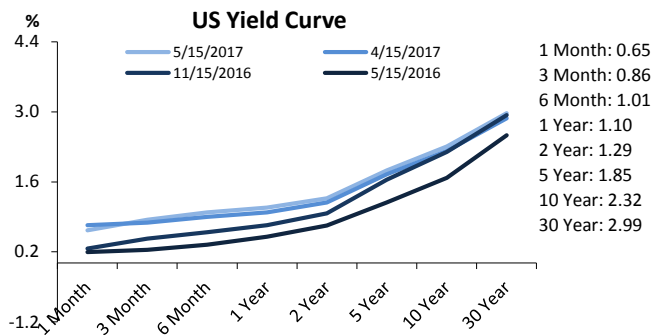


	1 WK	1 M	3 M	6 M	YTD	1 Y
DXY	0.2%	-1.3%	-1.9%	-1.0%	-2.9%	4.9%
USDMYR	0.0%	-1.6%	-2.5%	0.1%	-3.4%	7.5%
EURMYR	-0.2%	1.2%	0.9%	1.4%	0.1%	3.6%
GBPMYR	-0.6%	1.3%	1.0%	3.7%	1.2%	-3.7%
MYRJPY	0.7%	5.9%	1.6%	4.6%	0.5%	-3.2%
AUDMYR	0.0%	-3.8%	-6.0%	-2.2%	-1.0%	9.4%
MYRCNY	-0.1%	1.8%	3.0%	0.5%	2.8%	-1.6%
SGDMYR	0.1%	-2.1%	-1.2%	0.5%	-0.5%	5.2%

Data as of 15 May 2017 9:46 AM Source: Bloomberg & iFAST Compilations.

Legend: 1-Year High 1-Year Low Close

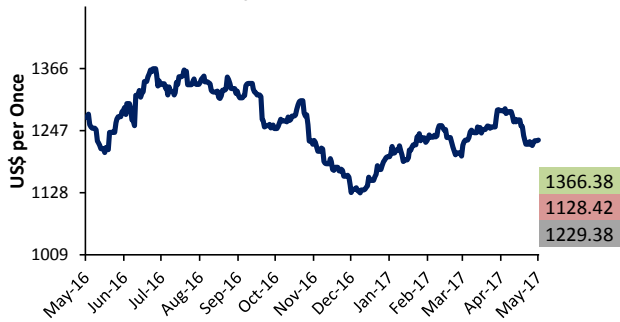


% Point (PP)	US		Eurozone		Japan		Malaysia	
	1W	1M	1W	1M	1W	1M	1W	1M
<b>Change</b>	1W	1M	1W	1M	1W	1M	1W	1M
1 Month	-0.04	-0.10	NA	NA	NA	NA	0.00	0.00
3 Month	-0.03	0.06	-0.02	-0.03	0.01	-0.03	0.00	0.00
6 Month	-0.01	0.09	-0.02	-0.04	0.00	0.01	0.00	0.00
1 Year	-0.01	0.09	0.01	-0.07	0.04	0.04	0.00	0.00
2 Year	-0.04	0.09	-0.01	0.18	0.02	0.05	NA	NA
3 Year	NA	NA	NA	NA	NA	NA	-0.05	0.07
5 Year	-0.07	0.08	-0.02	0.20	0.02	0.05	-0.02	0.23
7 Year	NA	NA	NA	NA	NA	NA	0.00	0.11
10 Year	-0.06	0.09	-0.03	0.20	0.02	0.03	0.00	0.15
20 Year	NA	NA	NA	NA	NA	NA	0.00	0.06
30 Year	-0.03	0.10	-0.01	0.27	0.03	0.07	NA	NA

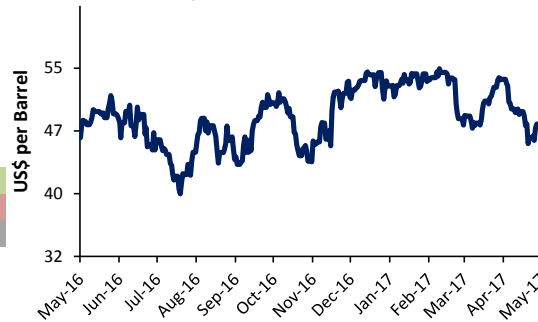
Source: Bloomberg & iFAST Compilations

Legend: 1-Year High 1-Year Low Close

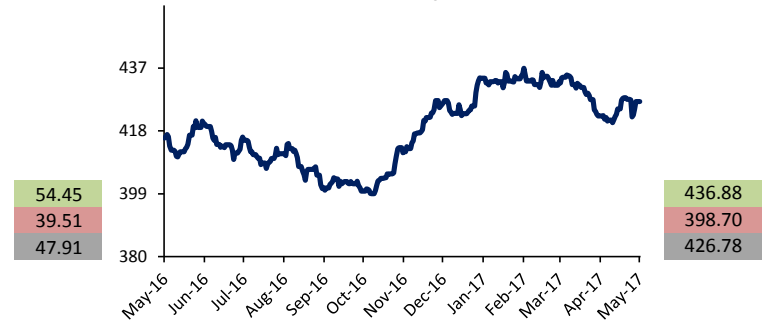
**Spot Gold**



**Nymex Crude Future**



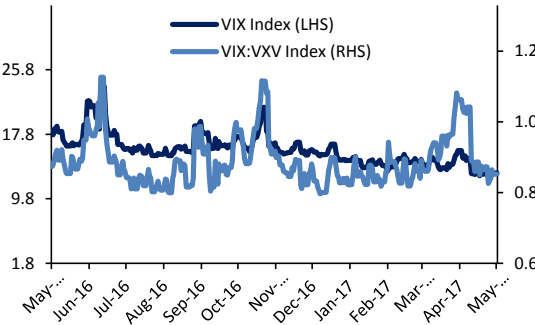
**CRB Commodity Index**



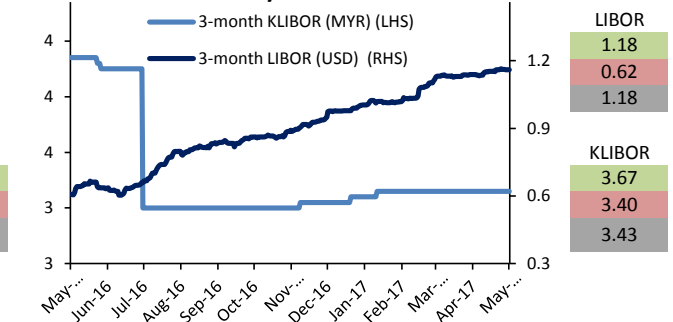
**Baltic Dry Index**



**VIX Index**



**LIBOR/ KLIBOR**

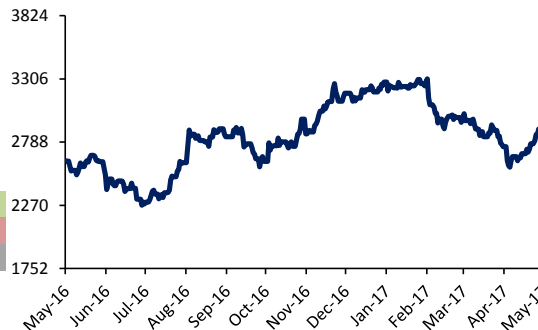


\*VIX and VXV are the implied volatility of S&P 500 option with 30 and 90 days separately

**SICOM Rubber RSS3 Future**



**Bursa Crude Palm Oil Future**



Index Change (%)	1 W	1 M	3 M	6 M	YTD	1 Y
GOLDS	0.3	-4.4	0.0	0.0	6.7	-3.4
OILS	3.2	-9.9	-0.1	4.6	-10.8	3.7
CRB CMDY	-0.1	1.0	0.0	3.7	0.9	2.7
BDIY	1.3	-21.8	0.5	-6.5	5.5	69.0
VIX	6.4	-34.8	-0.1	-22.2	-25.9	-30.9
RSS3 Future	1.1	-4.5	-0.2	14.6	-5.8	19.4
Bursa Crude Future	2.1	4.0	-0.1	0.1	-11.1	8.5
3M LIBOR (PP Chg)	-0.4	1.8	0.1	30.2	18.2	87.9
3M KLIBOR (PP Chg)	0.0	0.0	0.0	0.9	0.6	-6.5

Source: Bloomberg & iFAST Compilations

Legend:

1-Year High 1-Year Low Close