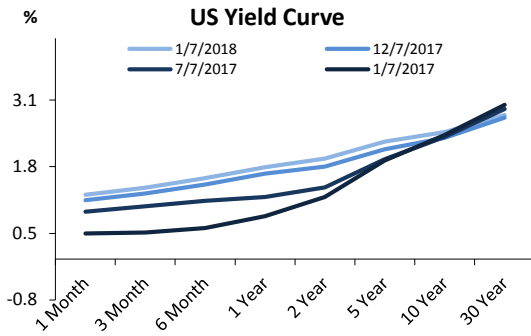


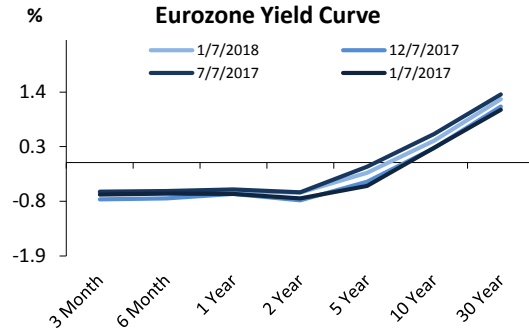
	1 WK	1 M	3 M	6 M	YTD	1 Y
DXY	-0.2%	-2.0%	-2.0%	-4.2%	-0.3%	-10.0%
USDMYR	-1.3%	-2.1%	-5.6%	-6.9%	-1.5%	-10.6%
EURMYR	-0.8%	0.1%	-2.9%	-1.8%	-0.8%	1.6%
GBPMYR	-0.9%	-1.1%	-2.2%	-2.4%	-0.7%	-2.2%
MYRJPY	2.0%	2.6%	6.2%	7.0%	2.0%	9.4%
AUDMYR	-0.9%	1.9%	-4.8%	-3.9%	-0.8%	-4.6%
MYRCNY	1.0%	0.1%	3.4%	2.5%	1.2%	4.9%
SGDMYR	-0.6%	-0.5%	-3.0%	-3.3%	-0.3%	-3.6%

Data as of 7 Jan 2018 10:45 AM Source: Bloomberg & iFAST Compilations.

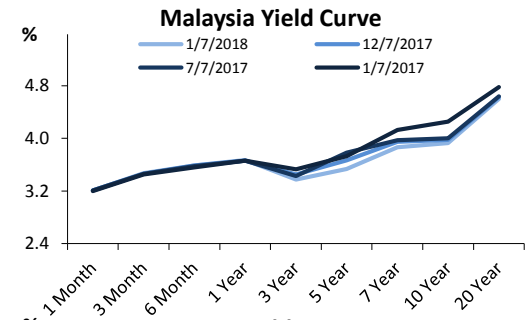
Legend:	1-Year High	1-Year Low	Close
----------------	-------------	------------	-------



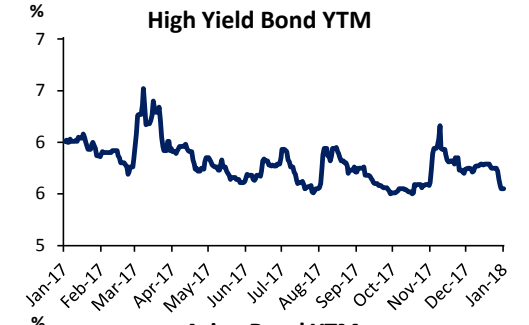
1 Month: 1.25
3 Month: 1.39
6 Month: 1.58
1 Year: 1.79
2 Year: 1.96
5 Year: 2.29
10 Year: 2.48
30 Year: 2.81



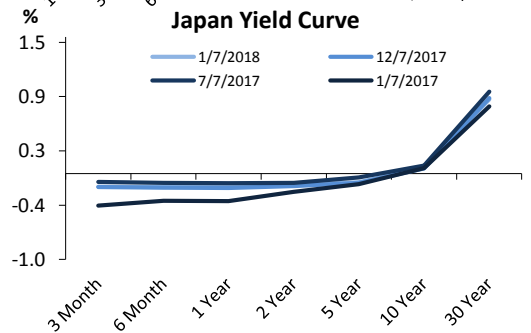
3 Month: -0.61
6 Month: -0.60
1 Year: -0.58
2 Year: -0.61
5 Year: -0.21
10 Year: 0.44
30 Year: 1.27



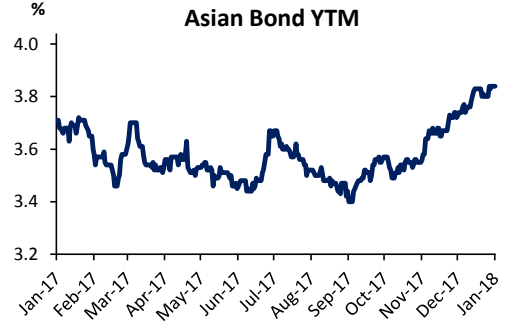
3 Month: 3.44
6 Month: 3.56
1 Year: 3.64
3 Year: 3.34
5 Year: 3.50
7 Year: 3.84
10 Year: 3.90
20 Year: 4.57



6.76
5.74
5.79



3 Month: -0.15
6 Month: -0.15
1 Year: -0.13
2 Year: -0.13
5 Year: -0.10
10 Year: 0.06
30 Year: 0.82

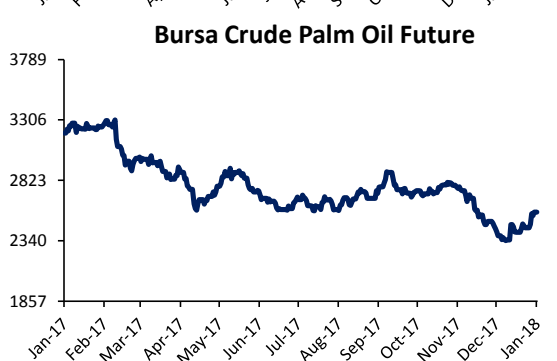
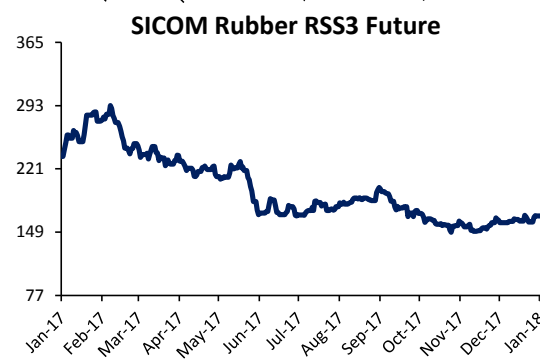
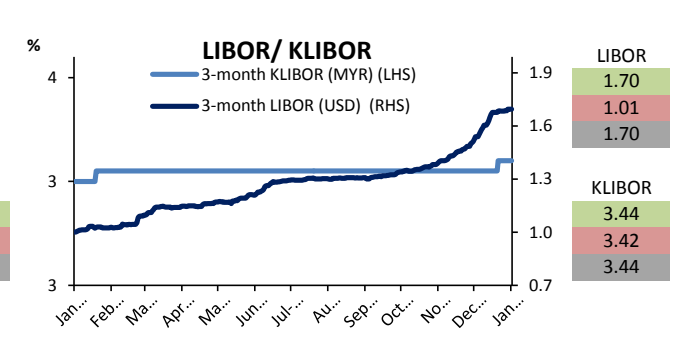
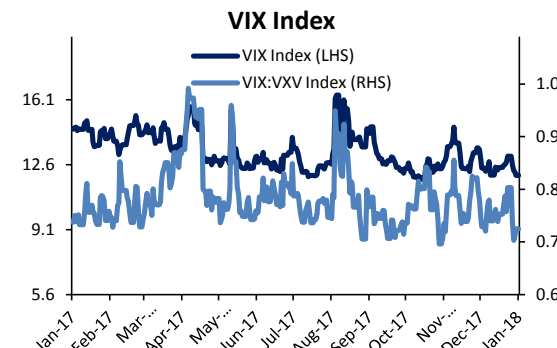
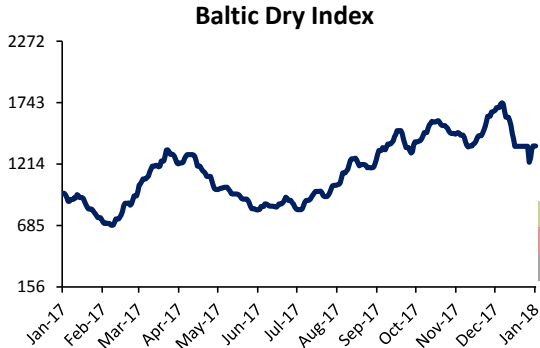
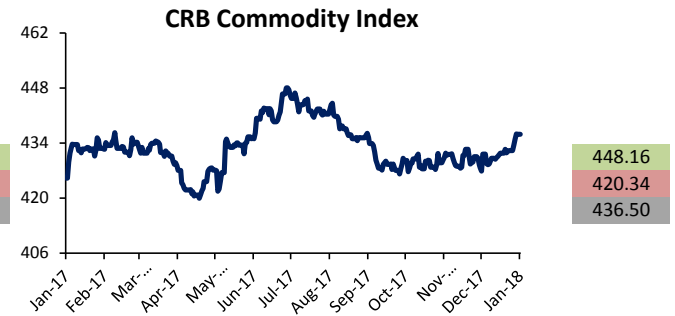
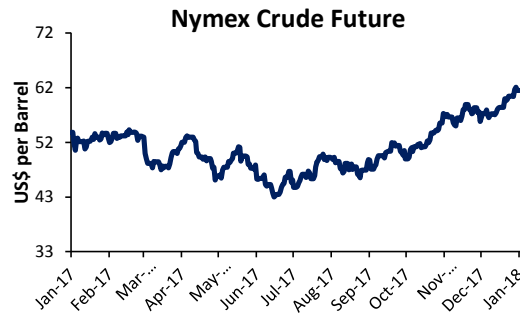
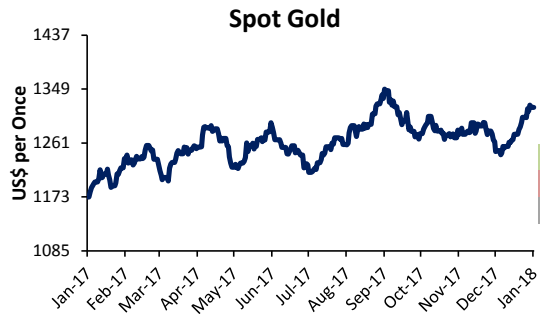


3.85
3.41
3.85

% Point (PP)	US		Eurozone		Japan		Malaysia	
	1W	1M	1W	1M	1W	1M	1W	1M
1 Month	0.03	0.10	NA	NA	NA	NA	0.00	0.00
3 Month	0.02	0.12	0.18	0.14	0.02	0.00	0.00	0.00
6 Month	0.05	0.12	0.12	0.13	0.00	0.01	0.00	0.00
1 Year	0.06	0.13	0.03	0.05	0.02	0.03	0.00	-0.01
2 Year	0.08	0.16	0.02	0.15	0.01	0.02	NA	NA
3 Year	NA	NA	NA	NA	NA	NA	0.02	0.08
5 Year	0.08	0.15	0.00	0.18	0.01	0.01	-0.03	0.13
7 Year	NA	NA	NA	NA	NA	NA	-0.04	0.08
10 Year	0.07	0.11	0.01	0.15	0.02	0.01	-0.01	0.05
20 Year	NA	NA	NA	NA	NA	NA	0.03	0.03
30 Year	0.07	0.05	0.01	0.14	0.01	-0.01	NA	NA

Data as of 7 Jan 2018 10:45 AM Source: Bloomberg & iFAST C

Legend: 1-Year High 1-Year Low Close



Index Change (%)	1 W	1 M	3 M	6 M	YTD	1 Y
GOLDS	1.3	5.8	0.0	8.8	1.3	12.5
OILS	1.7	8.4	0.2	38.9	1.7	13.8
CRB CMDY	1.0	2.2	0.0	-2.0	1.0	2.6
BDIY	0.4	-18.3	0.0	66.8	0.4	42.4
VIX	-16.5	-9.3	0.0	-17.6	-16.5	-18.6
RSS3 Future	4.2	4.7	0.0	-0.7	4.2	-28.8
Bursa Crude Future	5.2	6.6	-0.1	-3.7	5.2	-19.7
3M LIBOR (PP Chg)	0.6	10.9	0.3	30.5	0.6	68.7
3M KLIBOR (PP Chg)	0.0	0.3	0.0	0.3	0.0	0.6

Data as of 7 Jan 2018 10:45 AM Source: Bloomberg & iFAST Com
Legend: 1-Year High 1-Year Low Close

*VIX and VXV are the implied volatility of S&P 500 option with 30 and 90 days separately