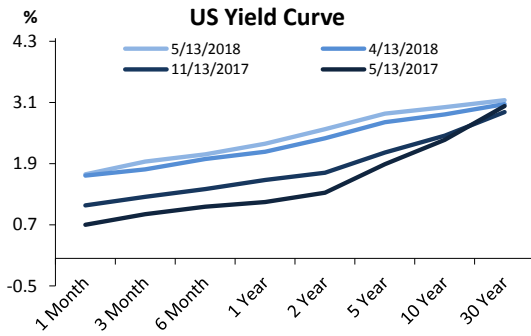


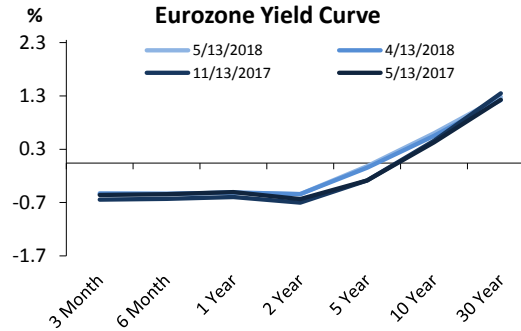
	1 WK	1 M	3 M	6 M	YTD	1 Y
DX	0.0%	3.0%	3.2%	-2.1%	0.3%	-6.8%
USDMYR	2.8%	4.5%	2.7%	-3.5%	-0.4%	-6.9%
EURMYR	0.0%	-1.2%	-3.0%	-3.4%	-2.9%	-0.2%
GBPMYR	0.3%	-3.2%	-2.2%	-2.3%	-1.7%	-4.0%
MYRJPY	-2.4%	-2.8%	-1.1%	-0.1%	-2.7%	3.2%
AUDMYR	0.8%	-1.4%	-3.7%	-6.8%	-5.5%	-7.0%
MYRCNY	-3.1%	-3.4%	-2.7%	-1.2%	-2.3%	-1.5%
SGDMYR	0.3%	0.2%	-0.6%	-3.7%	-1.8%	-4.0%

Data as of 13 May 2018 10:18 AM Source: Bloomberg & iFAST

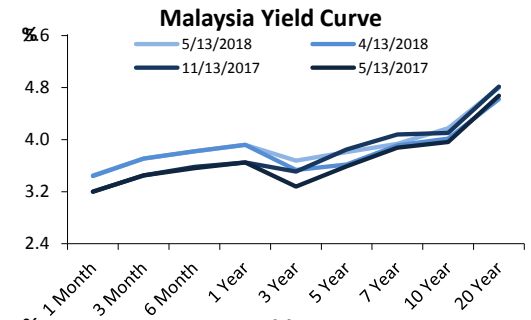
Legend:	1-Year High	1-Year Low	Close
----------------	-------------	------------	-------



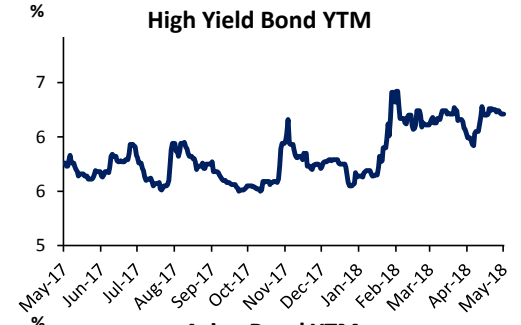
1 Month: 1.65
3 Month: 1.90
6 Month: 2.04
1 Year: 2.25
2 Year: 2.53
5 Year: 2.84
10 Year: 2.97
30 Year: 3.10



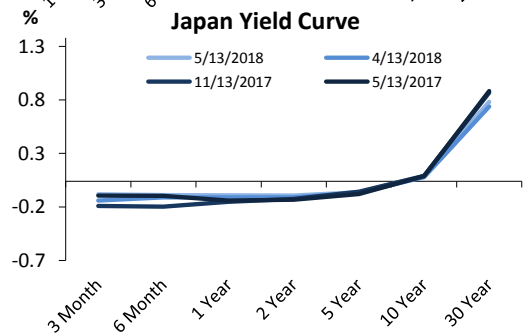
3 Month: -0.57
6 Month: -0.57
1 Year: -0.56
2 Year: -0.58
5 Year: -0.06
10 Year: 0.56
30 Year: 1.24



3 Month: 3.69
6 Month: 3.80
1 Year: 3.90
3 Year: 3.66
5 Year: 3.79
7 Year: 3.92
10 Year: 4.16
20 Year: 4.78



6.66
5.74
6.45



3 Month: -0.12
6 Month: -0.13
1 Year: -0.13
2 Year: -0.13
5 Year: -0.10
10 Year: 0.05
30 Year: 0.74

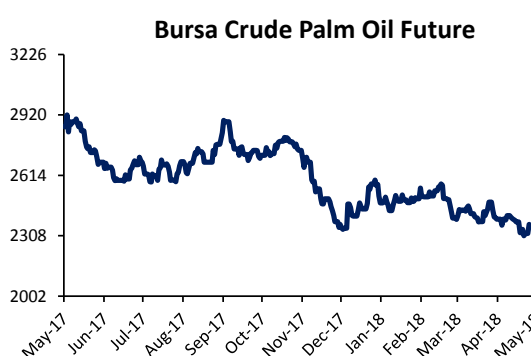
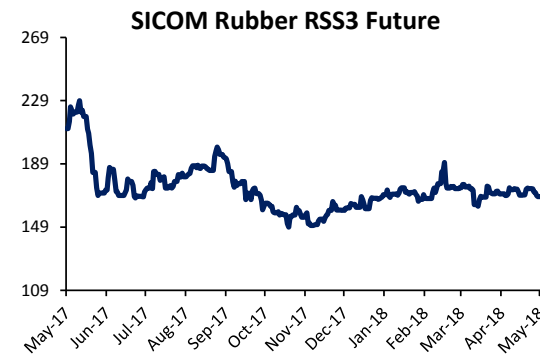
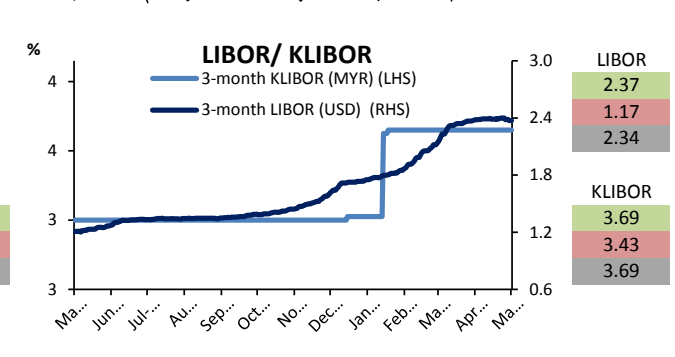
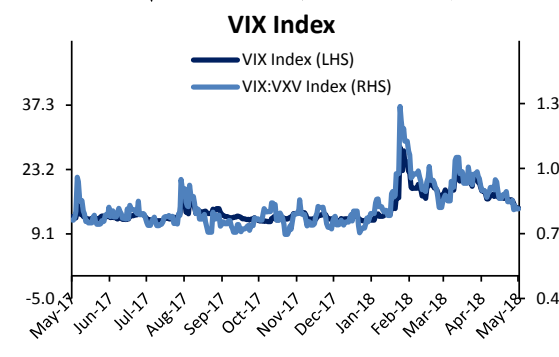
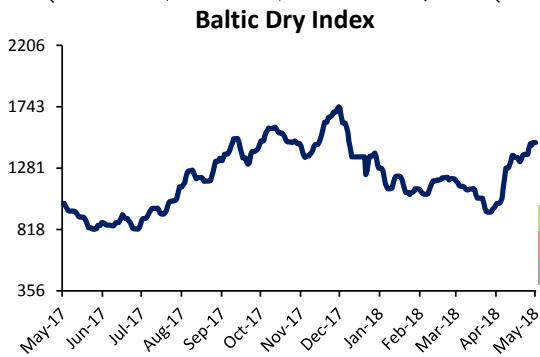
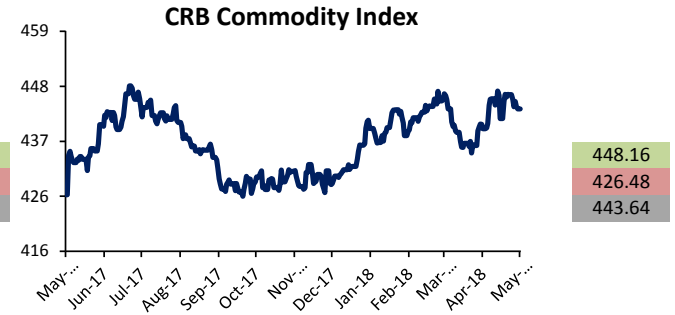
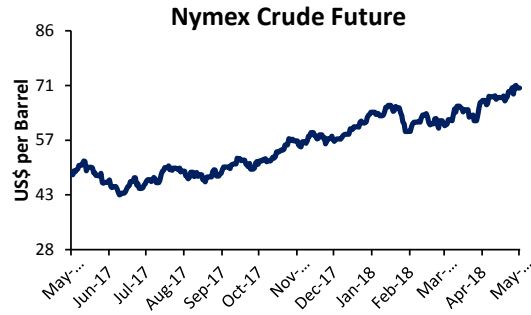
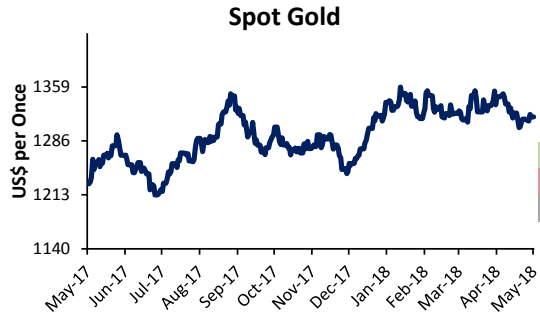


4.78
3.41
4.74

% Point (PP) Change	US		Eurozone		Japan		Malaysia	
	1W	1M	1W	1M	1W	1M	1W	1M
1 Month	-0.01	0.03	NA	NA	NA	NA	0.00	-0.01
3 Month	0.07	0.15	0.02	0.01	0.02	0.06	0.00	-0.01
6 Month	0.02	0.09	0.01	0.02	0.01	0.02	0.00	0.00
1 Year	0.02	0.16	0.00	-0.01	0.00	0.02	0.00	0.00
2 Year	0.04	0.18	0.00	0.00	0.00	0.02	NA	NA
3 Year	NA	NA	NA	NA	NA	NA	0.00	-0.14
5 Year	0.05	0.17	0.01	0.03	0.00	0.00	0.00	-0.19
7 Year	NA	NA	NA	NA	NA	NA	0.00	-0.02
10 Year	0.02	0.14	0.02	0.05	0.00	0.01	0.05	-0.16
20 Year	NA	NA	NA	NA	NA	NA	0.02	-0.18
30 Year	-0.02	0.08	0.01	0.06	0.01	0.04	NA	NA

Data as of 13 May 2018 10:18 AM Source: Bloomberg & iFAST

Legend: 1-Year High 1-Year Low Close



Index Change (%)	1 W	1 M	3 M	6 M	YTD	1 Y
GOLDS	0.2	-2.0	0.0	3.1	1.2	7.3
OILS	1.4	4.9	0.2	24.6	17.0	47.8
CRB CMDY	-0.6	0.9	0.0	2.8	2.6	4.0
BDIY	6.4	45.2	0.3	1.9	7.8	45.2
VIX	-14.4	-27.3	-0.5	10.0	14.6	21.6
RSS3 Future	-3.0	-1.1	0.0	7.3	4.8	-20.4
Bursa Crude Future	1.7	-1.4	-0.1	-12.7	-3.5	-17.5
3M LIBOR (PP Chg)	-1.1	-0.4	0.3	65.4	38.3	98.6
3M KLIBOR (PP Chg)	0.0	0.0	0.0	7.6	7.3	7.6

Data as of 13 May 2018 10:18 AM Source: Bloomberg & iFAST C

Legend: 1-Year High 1-Year Low Close

*VIX and VXV are the implied volatility of S&P 500 option with 30 and 90 days separately